

J2E

Just2easy
Create • Share • Learn

- Logging in
- General
- Early years
- Key Stage 1
- Key Stage 2
- Home learning ideas
- Have a go
- Questions


<https://www.just2easy.com/>

LOGGING IN

Connecting onto j2e

<http://www.j2e.com/>

You may want to visit this page



Choose an option below to sign in to **j2launch**

Normal USO Login Easy Login Who Am I Login?

If in doubt, click "Normal USO Login".

You have requested access to a j2e website


Please enter your USO username and password, then click the Login button.

Username (e.g. j2e@123)

Password


Login

Then log in with your username and password (this should be stuck in your homework book).



Please choose a game

There are many other activities you might enjoy too, particularly these below:



LOGGING IN

Connecting onto j2e

<http://www.j2e.com/>

You must sign in to see this page.



network users please choose a network...

school

user name

password

language  remember me

forgot your password



Then log in with your username and password (this should be stuck in your homework book).

Choose an option below to sign in to



If in doubt, click "Normal USO Login".



You have requested access to a j2e website.



Please enter your USO username and password, then click the Login button.


Username (e.g. jsmith.123)

Password


Login

a1

EYFS SCREEN



KS1 AND KS2 SCREEN



CHANGING DISPLAY NAME

my files j2e5 jit5 j2office j2blast j2write j2data j2webby j2bloggy j2code ldavis

ldavis

- my settings...
- manage users...
- see licence...

my settings

display name

Scratch

language

KS1 AND KS2



- Improve your times tables and division
- Improve your arithmetic
- Improve your spellings
- Can choose an appropriate level

A screenshot of a game selection screen. At the top, the text 'Please choose a game' is written in a large, white, bubbly font. To the right of the text is a small rocket ship icon. Below the text are four game tiles, each with a different theme and color scheme. The first tile is 'SpellBlaster' with a brown and white theme. The second is 'ttblast' with a blue and green theme. The third is 'KS1' with a blue and pink theme. The fourth is 'KS2' with a blue and yellow theme. Below each tile is a small text box describing the game.

SpellBlaster
Try our new spelling game

ttblast
Learn times tables with our fun game

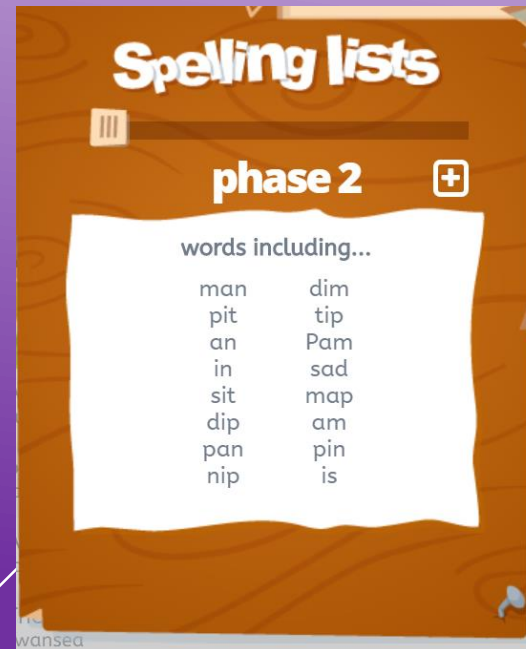
KS1
Games for Learning KS1 arithmetic

KS2
Games for Learning KS2 arithmetic

RECEPTION, KS1 AND KS2

Practise your spellings

Can choose a level



RECEPTION, KS1 AND KS2


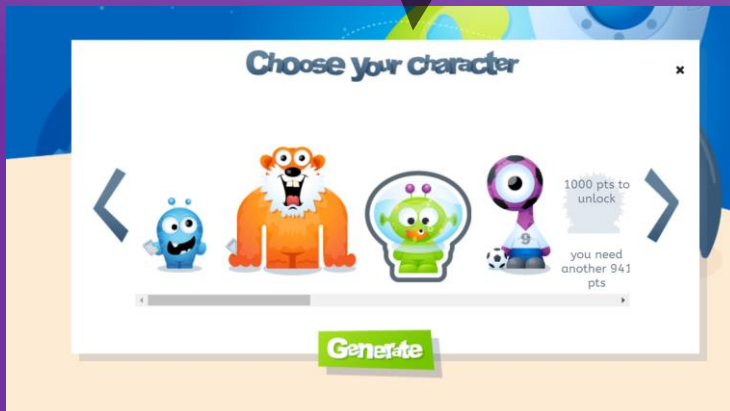


21 out of 25
j2blast 09/11/2018
Key Stage 1 Mathematics

1. $86 + 8$	= 94	✓	
2. $56 - 30$	= 86	✗	26
3. $56 - 30$	= 26	✓	
4. $? + 32 = 92$	= 60	✓	
5. $7 + 1 - 2$	= 6	✓	
6. $68 + 8$	= 76	✓	
7. $1/2$ of 0	= 0	✓	
8. $60 \div 5$	= 12	✓	
9. $30 \div 10$	= 3	✓	
10. $1/2$ of 18	= 9	✓	
11. $7 + 2 + 2$	= 11	✓	
12. $67 - 46$	= 113	✗	21
13. $67 - 46$	= 21	✓	
14. $19 - ? = 18$	= 1	✓	
15. $81 + 20$	= 101	✓	
16. $97 - ? = 77$	= 20	✓	
17. $57 + 29$	= 86	✓	
18. $88 + 2$	= 90	✓	
19. $1/4$ of 16	= 4	✓	
20. $15 \div 5$	= 3	✓	
21. $9 - 1 + 3$	= 11	✓	
22. $29 - 3$	= 26	✓	
23. $69 - ? = 57$	= 12	✓	
24. $3/4$ of 16	= 2	✗	12
25. $3/4$ of 16	= 8	✗	12



See how you've been doing
Teachers can see the results





EYFS AND KS1



7 simple tools for young learners (write, paint, etc)

KS1 AND KS2



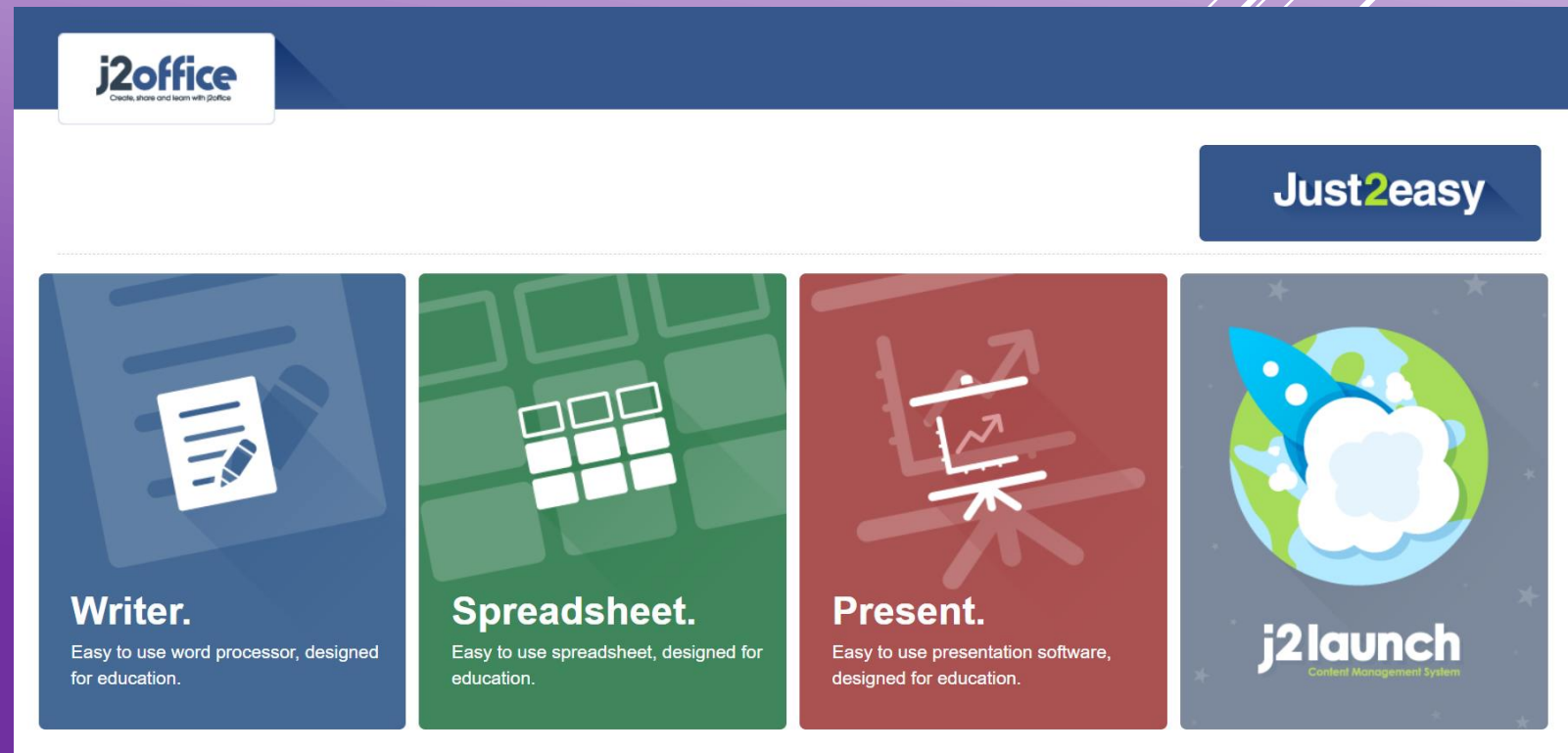
KS1 writing (different backgrounds, simple writing equipment)



KS2 writing (similar to word) Digital paper

KS1 AND KS2

Office tools for education (similar to Microsoft Word, Excel Spreadsheet, PowerPoint)



The image is a screenshot of the j2office website interface. At the top left is the j2office logo with the tagline 'Create, share and learn with j2office'. At the top right is the 'Just2easy' logo. Below these are four main tool categories, each with an icon and a brief description:

- Writer.** Easy to use word processor, designed for education.
- Spreadsheet.** Easy to use spreadsheet, designed for education.
- Present.** Easy to use presentation software, designed for education.
- j2launch** Content Management System

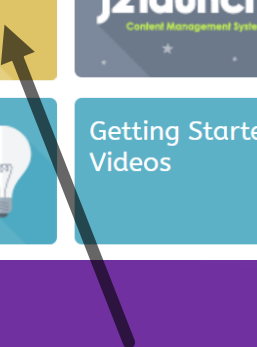
KS1 AND KS2

Data handling, resources and tools



The screenshot shows the j2data website interface. At the top is the 'j2data' logo. Below it are navigation buttons for 'KS1 Key Stage 1 Lesson Plans', 'KS2 Key Stage 2 Lesson Plans', and 'Just2easy Create · Share · Learn'. The main content area is a grid of 15 tiles:

- Pictogram**: Pictorial charting for KS1. Includes an illustration of crabs, ducks, and a dog.
- Chart**: Simple charting for KS1 - KS2. Includes a bar chart illustration.
- Branch**: Branching database for KS1 - KS2. Includes a flowchart illustration with the text 'Does it fly?'.
- Database**: Easy databases for KS1 - KS3. Includes a cloud icon with squares.
- J2vote**: The Just2easy voting app. Includes a checkmark icon.
- j2launch**: Content Management System. Includes a rocket icon.
- Explore Examples**: Includes a magnifying glass icon.
- My Data My Data portfolio**: Includes an icon of a hand holding a globe.
- Shared Data**: Data shared with you. Includes an icon of a hand holding a folder.
- Resources**: Further learning. Includes a lightbulb icon.
- Getting Started Videos**: Includes a clapperboard icon.



KS1 AND KS2

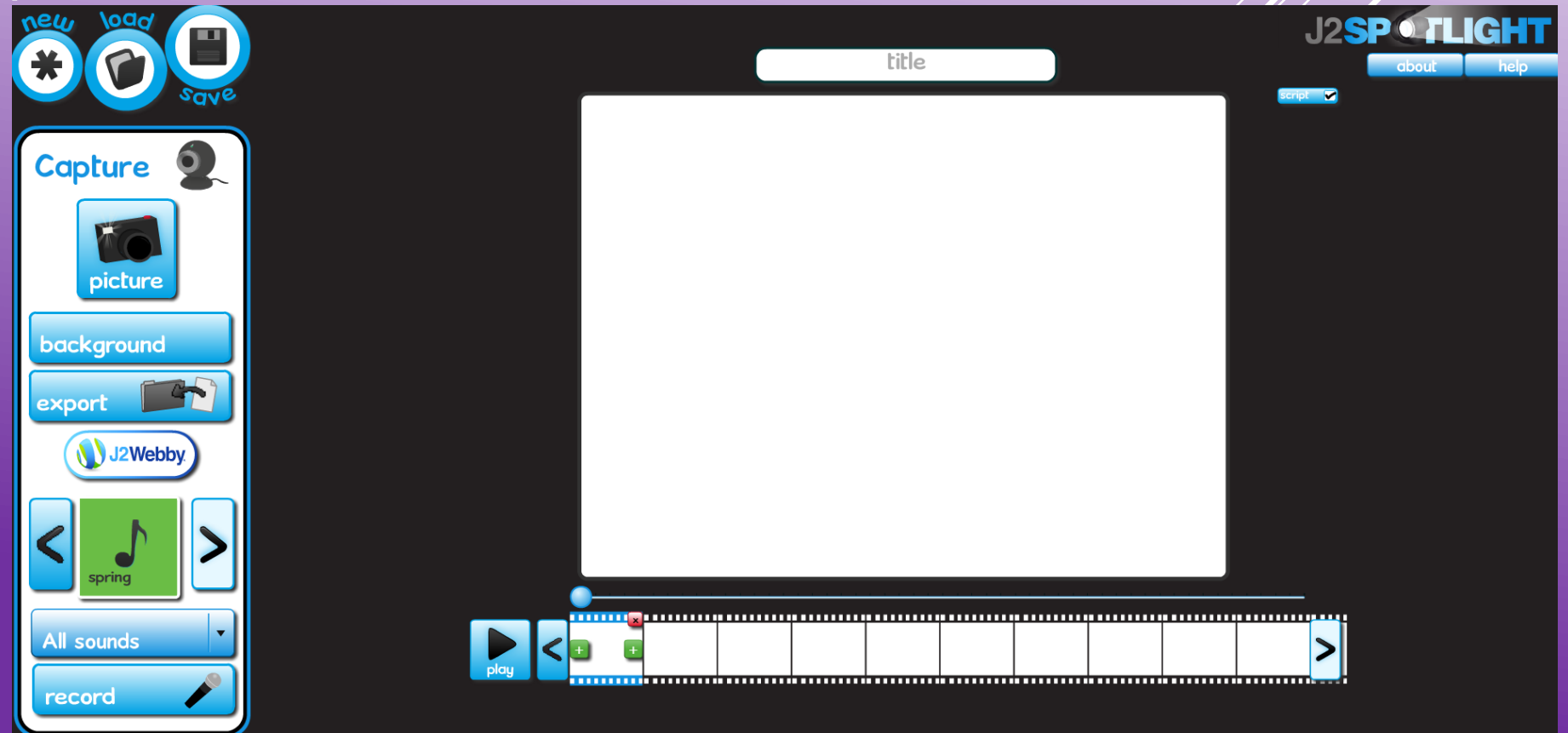

Learn to code, resources and tools



The screenshot shows the j2code website interface. At the top left is the logo '[j2code] [code] repeat'. Below it are four navigation buttons: 'Year 1 / 2 Lesson Plans', 'Year 3 / 4 Lesson Plans', 'Year 5 / 6 Lesson Plans', and 'Just2easy Create · Share · Learn'. The main content area is a grid of tiles. The first row includes 'JIT Coding platform for KS1' (with a turtle icon), 'visual Coding platform for KS1 - KS3' (with a Scratch-style code block icon), 'logo Coding platform for KS1 - KS3' (with a fractal icon), 'Microbit Coding platform for KS1 - KS3' (with a Microbit board icon), and 'j2launch Content Management System' (with a rocket icon). The second row includes 'Explore Examples' (with a magnifying glass icon), 'My Code My code portfolio' (with a code icon), 'Shared Code Code shared with you' (with a hand holding a code icon), 'Resources Further learning' (with a lightbulb icon), and 'Getting Started Videos' (with a clapperboard icon). Three black arrows point from the left towards the 'JIT', 'visual', and 'Microbit' tiles.

KS2

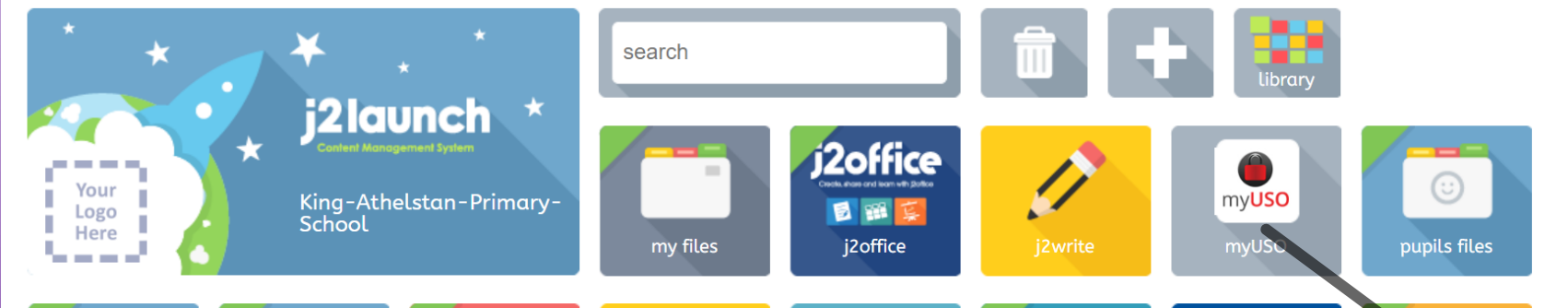
Create stop frame animations



HOME LEARNING IDEAS

- Times tables
- Spellings
- Diary writing
- Poems
- Stories
- Thinkers projects

LOGGING OUT



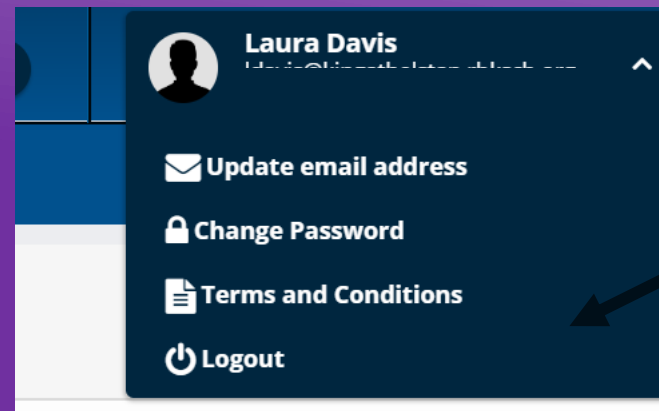
The screenshot shows the j2launch interface with the following elements:

- Header:** "j2launch Content Management System" and "King-Athelstan-Primary-School". A "Your Logo Here" placeholder is on the left.
- Search Bar:** A white search input field with the text "search".
- Navigation Icons:** A trash can icon, a plus sign icon, and a "library" icon with a grid of colored squares.
- Application Tiles:** Five tiles are visible: "my files" (white folder icon), "j2office" (blue tile with icons), "j2write" (yellow tile with pencil icon), "myUSO" (grey tile with red padlock icon), and "pupils files" (blue tile with smiley face icon).



The user profile bar at the bottom of the page includes:

- Logo for "myUSO LONDON" and the text "Services in collaboration with".
- A circular profile picture icon.
- The name "Laura Davis".






The user profile dropdown menu is open, showing the following options:

- Laura Davis** (with profile picture and an upward arrow)
- Update email address** (with envelope icon)
- Change Password** (with padlock icon)
- Terms and Conditions** (with document icon)
- Logout** (with power icon)

HAVE A GO

www.j2e.com




QUESTIONS



APPS?

Reception



Key Stage 1 and Key Stage 2

