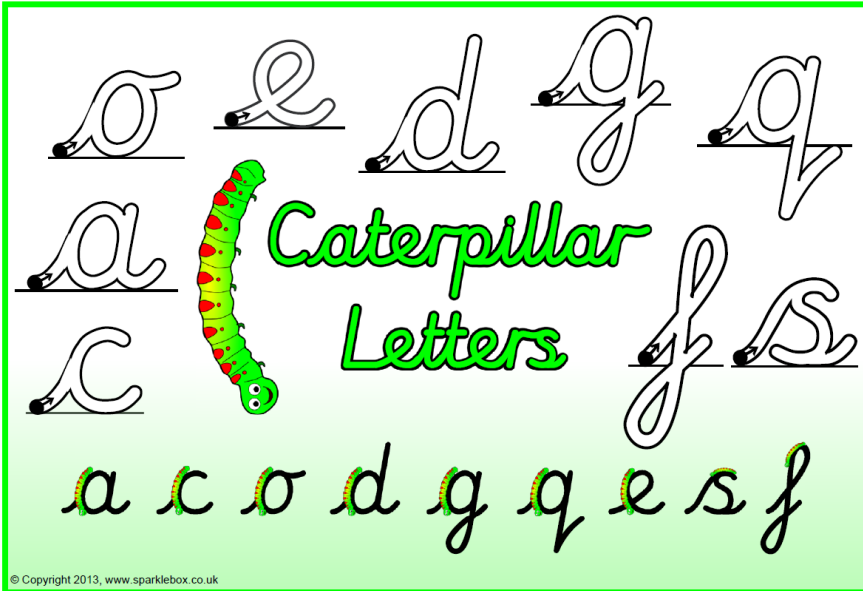


These are our letter families!
Remember: we always start our letters from the line.

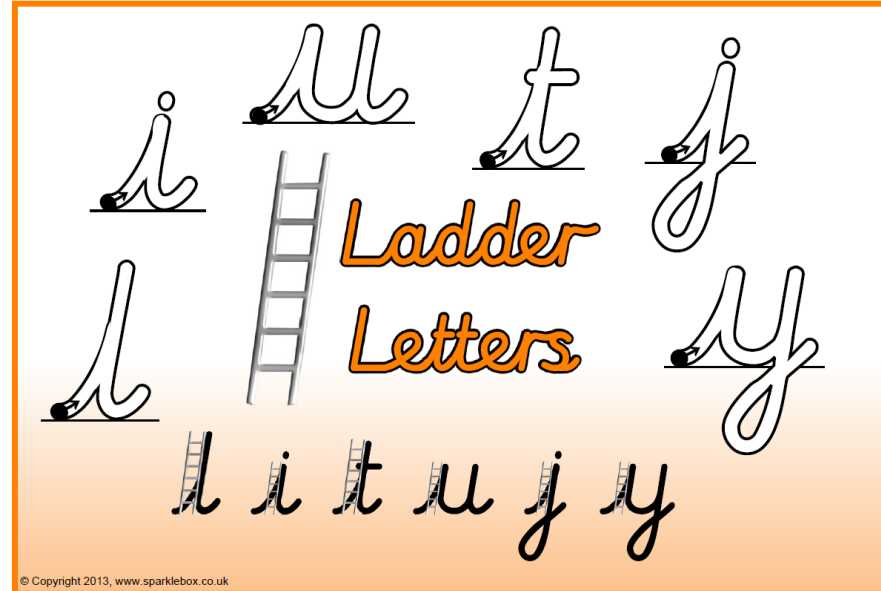


Caterpillar Letters

a c o d g q e s f

© Copyright 2013, www.sparklebox.co.uk

This block features a green background with a central illustration of a green and red caterpillar. Above the caterpillar are the letters a, c, o, d, g, q, e, s, and f, each shown on a set of three horizontal lines (top, middle, bottom) with a small arrow indicating the starting point and direction of the stroke. Below the caterpillar is a row of the same letters in a cursive style, with small green caterpillar icons placed at the starting points of each letter to show how they relate to the caterpillar's body.

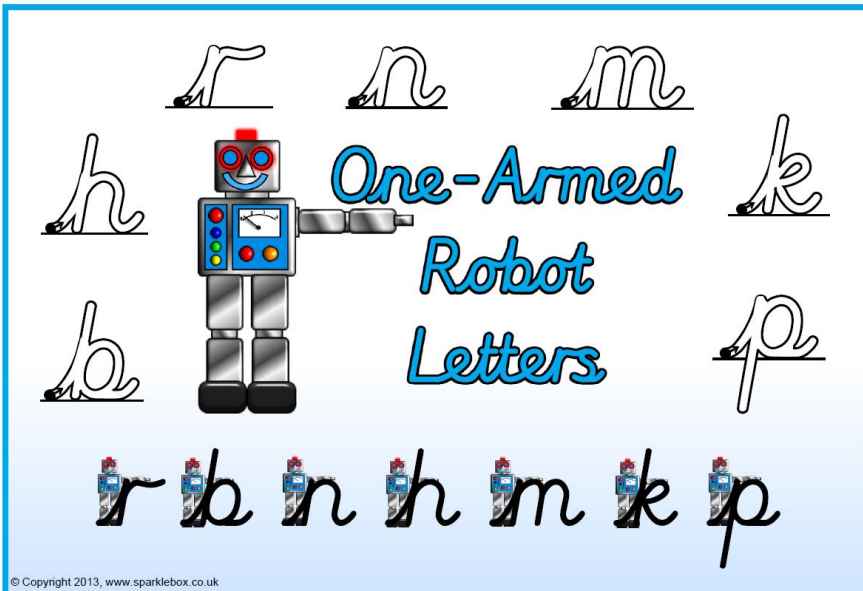


Ladder Letters

i t u j y

© Copyright 2013, www.sparklebox.co.uk

This block features an orange background with a central illustration of a grey ladder. Above the ladder are the letters i, t, u, j, and y, each shown on a set of three horizontal lines with a small arrow indicating the starting point and direction of the stroke. Below the ladder is a row of the same letters in a cursive style, with small grey ladder icons placed at the starting points of each letter to show how they relate to the ladder's rungs.



One-Armed Robot Letters

r b n h m k p

© Copyright 2013, www.sparklebox.co.uk

This block features a light blue background with a central illustration of a blue and silver robot with one arm. Above the robot are the letters r, b, n, h, m, k, and p, each shown on a set of three horizontal lines with a small arrow indicating the starting point and direction of the stroke. Below the robot is a row of the same letters in a cursive style, with small blue robot icons placed at the starting points of each letter to show how they relate to the robot's body.



Zigzag Monster Letters

v w x z

© Copyright 2013, www.sparklebox.co.uk

This block features a light red background with a central illustration of a red, spiky monster. Above the monster are the letters v, w, x, and z, each shown on a set of three horizontal lines with a small arrow indicating the starting point and direction of the stroke. Below the monster is a row of the same letters in a cursive style, with small red monster icons placed at the starting points of each letter to show how they relate to the monster's body.