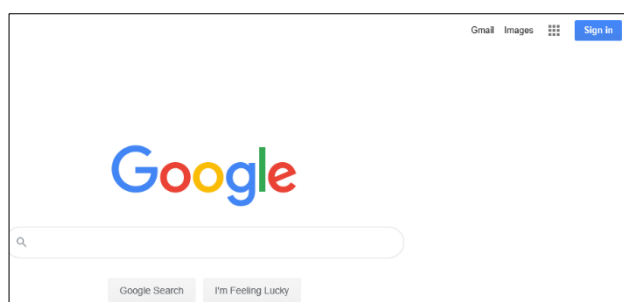
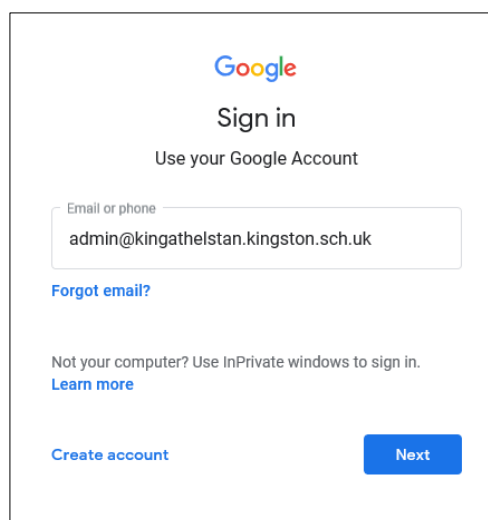


Haring - How to join a class in Google Classroom

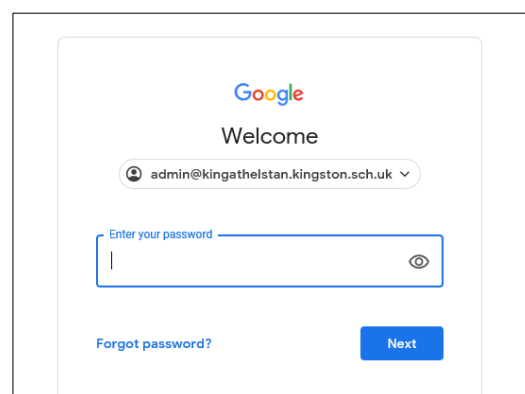
1. Go to www.google.co.uk and click on the blue sign in button on the top right.



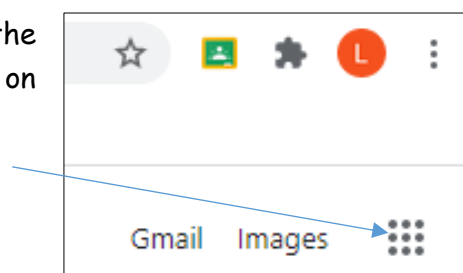
2. Where it asks for an email address type in your USO username (without the .314) followed by @kingathelstan.kingston.sch.uk. Then click 'NEXT'.



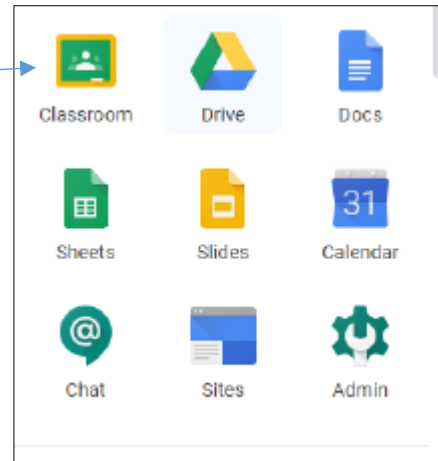
3. You will then be asked for your password. This is your USO password. Type it in, then press 'NEXT'.



4. Once you are logged in, you will then return to the Google search screen. Go to the right and click on the waffle/9 dots.



5. Click on the Classroom icon or type classroom.google.com into the URL bar.



6. Accept the terms of using classroom and confirm that your role is the student.



7. You will see an invitation to join a classroom. Click 'Join'. Once you have joined you are a member of that class!

