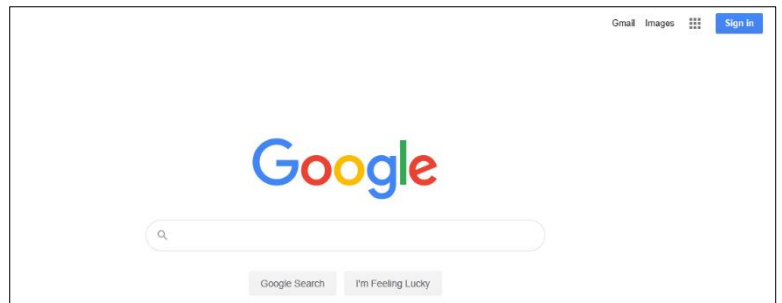
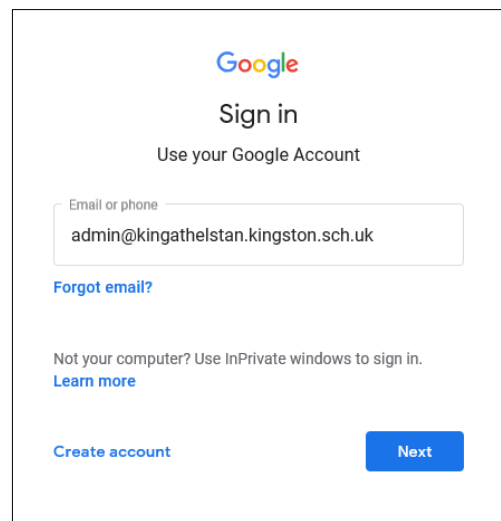


Year 2- 6 How to sign in to Google Classroom

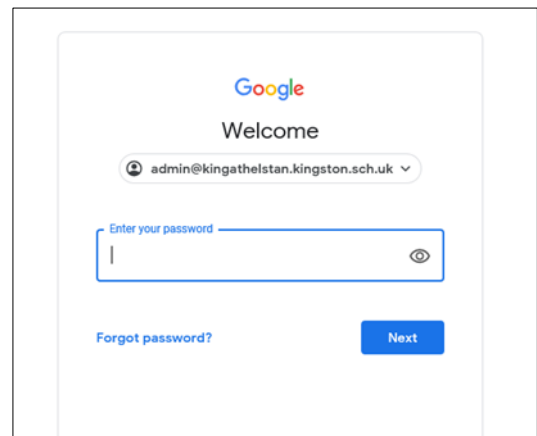
1. Go to www.google.co.uk and click on the blue sign in button on the top right.



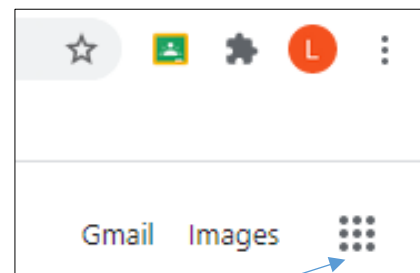
2. Where it asks for an email address type in your USO username (without the .314) followed by @kingathelstan.kingston.sch.uk. Then click 'NEXT'.




3. You will then be asked for your password. This is your USO password. Type it in, then press 'NEXT'.



4. Once you are logged in, you will then return to the Google search screen. Click on the waffle/9 dots on the right.



5. Click on the Classroom icon or type classroom.google.com into the URL bar.



6. You will then see your online classroom.

