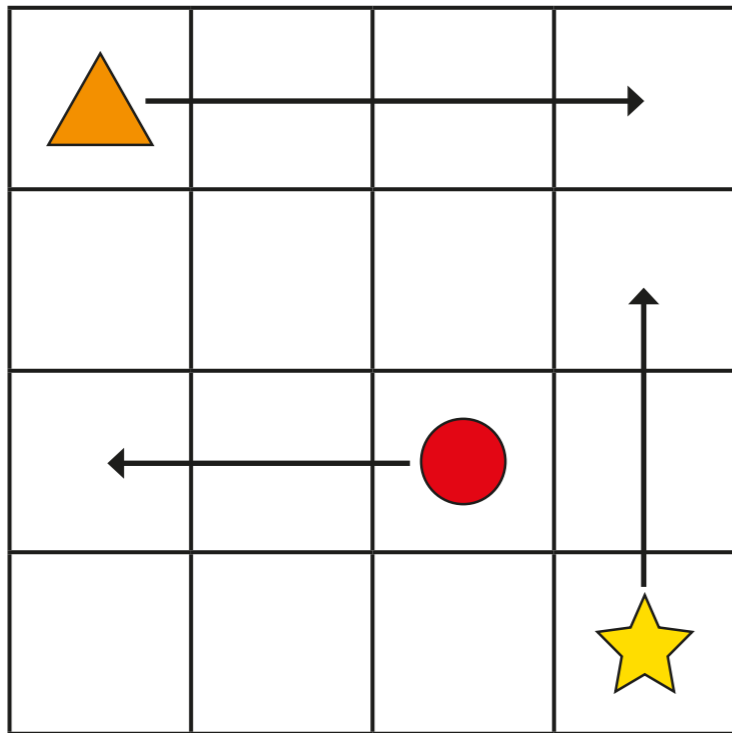


Describing movement

- 1 The arrows show where the shapes are moving to on the grid.



Use the word bank to help you complete the sentences.

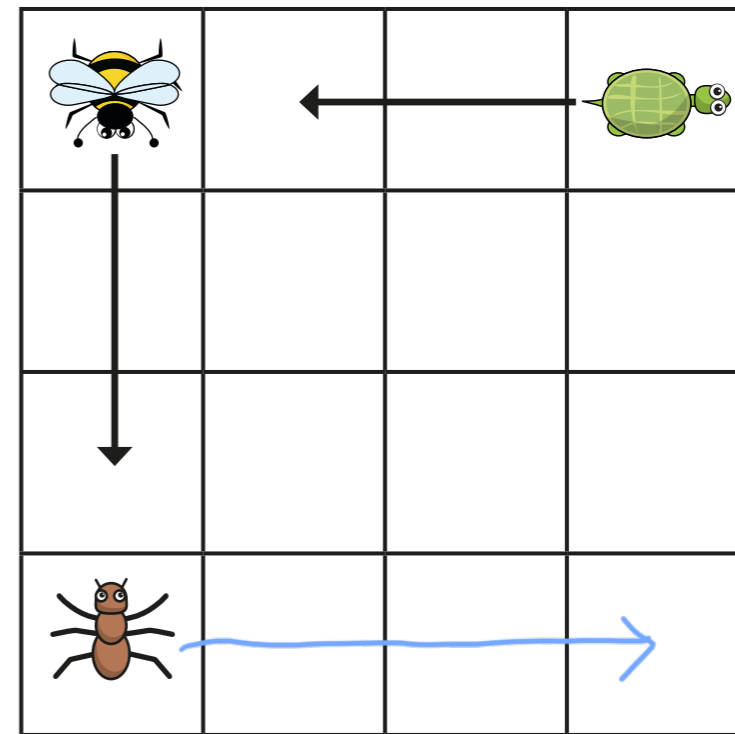
up left right

The triangle is moving squares right.

The star is moving squares up.

The circle is moving squares left.

- 2 The arrows show where the animals are moving to on the grid.



- a) Use the word bank to help you complete the sentences.

backwards

forwards

The bee is moving squares forwards.

The tortoise is moving squares backwards.




- b) Draw an arrow to show the ant moving 3 squares to the right.

- c) Does it matter which way the animals are facing?





3 Annie, Teddy and Amir are moving on a grid.

 Teddy		cinema	school
 Annie			
 Amir		park	shop

Hand-drawn arrows on the grid:
 - A vertical arrow pointing up from the 'school' cell to the top row.
 - A horizontal arrow pointing right from the 'Annie' cell to the 'school' cell.
 - A horizontal arrow pointing right from the 'Amir' cell to the 'park' cell.

a) Draw an arrow to show Amir moving 2 squares forwards.

Where does Amir end up? park


b) Draw arrows to show Annie moving 3 squares forwards and 2 squares left.

Where does she end up? school

c) Teddy needs to get to the shop.
How could he get there?



4 Whitney and Tommy are describing movement.

Hand-drawn arrow on the grid:
 - A vertical arrow pointing up from the ant to the top row.



Whitney

The ant is moving 2 squares up.

The ant is moving 2 squares backwards.



Tommy

Who do you agree with? Tommy

Talk about it with a partner.

