

Dear Klee and Little Klee,

What a strange way this is to introduce myself but, HELLO everyone! My name is Mrs Mastrocola and I am super excited as I am your new Deputy Headteacher! I hope everyone is safe and well and enjoying time with your family. I have been in school a few times since Easter and have been getting to know my way around! I have started to set up my desk and I can't wait until we are all together so I can meet you face to face!

Let me tell you a little about myself. I have been a teacher for nearly 15 years and before starting here I worked at another school in Kingston for 9 years, where I was the Assistant Headteacher, leading Key Stage 2 and teaching in a variety of year groups. I am married and have two children, one of whom is in reception. Outside of school I like to keep my mind and body healthy by enjoying the great outdoors, running, going to the theatre, watching films, reading books and playing board games.

Over lockdown, I have been keeping busy with my children, cooking, gardening and reading. We have really enjoyed showing our support to the NHS workers by taking part in the clap every Thursday and we are getting very good at zooming with our families and friends each week!

I am so excited to be your new Deputy Headteacher and can't wait to support everyone in their learning and help to make King Athelstan the best place it can be!

Stay safe!

From Mrs Mastrocola

Welcome



Welcome



Dear Klee and Little Klee,

I hope you and your family are keeping safe and well. I am slowly getting used to the new routine of working from home and spending lots of time indoors, but I'm still really looking forward to going back to school and seeing everyone at King Athelstan. Meanwhile, my days go by very quickly and I'm never bored! During the week I'm doing some work for school on my laptop and I always need to do some Yoga or Pilates after to energise my body after sitting. I've also been trying to do some new courses and have really enjoyed learning some new things! On the weekend I've been baking again - this time I've made some Viennese whirls! We've also organised a quiz night with family and friends to do over a video call. It was great fun. Hope you've been discovering some new hobbies and fun things too. I've really enjoyed looking at the pictures you sent us - they look great and they've been put on the school website! I'm looking forward to seeing some more this week. I'm missing you all, take care!

From Nadja xxx



Hi everyone, I hope you are all well and safe. I have been very busy this week planning a surprise birthday party for my son's 18th birthday! As you can see I've made a banner, planned a few surprises and still need to bake the cake. It's so hard to hide everything, I don't want to spoil the surprise. I want to make it special for him as he won't be able to see his friends. I love looking at all the lovely work you've done and am looking forward to seeing more this week. Barbara



Listen to Barbara reading a story this week:
(copy this link into chrome)

<http://www.kingathelstan.kingston.sch.uk/covid-19-home-learning/story-time-videos/>



Hello everyone, thought you might like to see the new structure outside of the Nursery. It looks very nice so far but will be even better when the roof is on. I hope you are all keeping busy at home. My house has never been so clean and tidy! I'm missing you all lots and can't wait to see you again. From Anna

Reading & Mark Making Activity

Listen to the story **Not now, Bernard**:


<https://www.youtube.com/watch?v=6kXkN2lwGmA>




Can you remember all the characters from the story?

What was your favourite illustration from the story?

Why did Bernard's parents not listen to him? How did that make Bernard feel?



Listen to the story again and try to join in, perhaps with Bernard's words or the chorus of 'Not Now Bernard'.






Can you think of some of the things the monster did in the story? Draw some of your favourite things!



My Day by the Monster



Use some tin foil, paint or water colours and a small paintbrush/cotton bud. Can you paint some monsters?



If you do not have paint at home, why don't you try to make some?

All you need is:

1 cup of salt

1 cup of flour

1 cup of water

Food colouring

Audio Books For Free



The Cookie Girl

https://stories.audible.com/pdp/B002VA9RKQ?ref=adbl_ent_anon_ds_pdp_pc_pg-1-cntr-0-13

The Owl and the Pussy-Cat

https://stories.audible.com/pdp/B008MLQ6J8?ref=adbl_ent_anon_ds_pdp_pc_pg-1-cntr-0-12

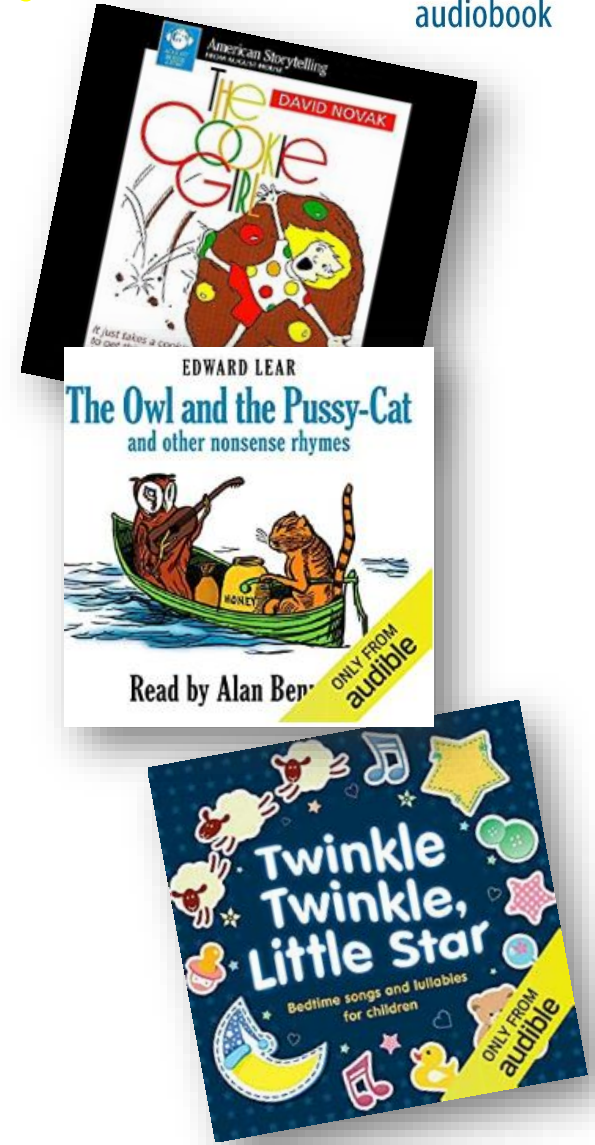
Twinkle Twinkle, Little Star

https://stories.audible.com/pdp/B007GCXSD6?ref=adbl_ent_anon_ds_pdp_pc_pg-1-cntr-0-6


Please note: you may need to copy these links into Google Chrome.

Link to a video of all the King Athelstan staff:


<http://www.kingathelstan.kingston.sch.uk/assets/Uploads/downloads/We-Love-Books.mp4>



Maths Activity



Can you make a shape monster? First ask your parent/carer to cut out different shapes. Choose your favourite ones and try to create a monster!



Can you name all the shapes that you've used?



Practise writing numbers to 10. You can trace them over with paint or a felt pen.

Physical Development



Gross motor skills

Brain breaks - Body Boogie Dance

<https://www.youtube.com/watch?v=cZeM18fPbvl>

Cosmic yoga - We're going on a bear hunt

<https://www.youtube.com/watch?v=KAT5NiWHFIU>




Can you practise your cutting skills? Try to cut along different lines.



Creative Activity



Can you create your own monster?



Use some toilet rolls, coloured paper, pipe cleaners, googly eyes, pencils or any other material that you can find at home. What is your monster going to look like?




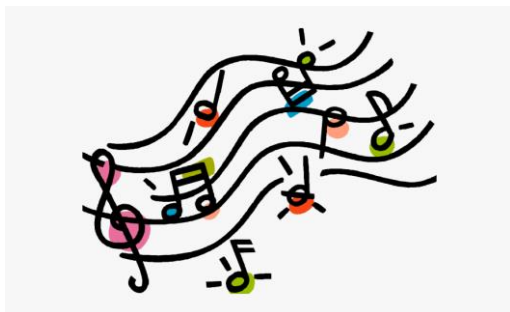
Music Activity



Go to the Sing Up website and try learning 'People Who Help Us' together : <https://www.singup.org/singupathome/people-who-help-us>

The lyrics are listed on the website to help you. Then try:

- In the song each job has a sound effect associated with it. Join in with the sound effects: sssshhh! (for the firefighters), vroom (for the farmers), nee-nah (for the police).
- Ask children to name some of the jobs that people do that help us, such as fire fighters, doctors and nurses etc. Draw pictures of these people in their uniform, doing their important jobs.
- Making actions to go with the song.



Wellbeing Activity

Hi Early Years Explorers!
Hope you are enjoying the sunshine
Missing your sweet little faces!



Bring the outdoors, indoors! By going on a 'Natural World' treasure hunt!



When you are in the garden, walking the dog or on a bike ride, see what treasures you can find:

Leaves, blossom, sticks, shiny stones, grass, lavender, herbs...

All you need is a large piece of cardboard (the inside of a large cereal box cut open flat would work) and some glue. So start creating your **Natural World Collage.**



Feel connected