

# Welcome

Dear Klee and Little Klee,

It has been very different in school this week but so nice to see some familiar smiley faces! I can't wait until we can all be back together again. I hope you have been enjoying the home learning slides and the story time videos. I was a mystery reader last week...did you see my story called 'Look up'? Check it out here if you missed it! [https://youtu.be/EwPd\\_OqFQVU](https://youtu.be/EwPd_OqFQVU)

Now that we are allowed to see some friends and family outside, at a distance, I met up with one of my best friends, Emma. It rained but we still kept to the rules and stayed outside! It was strange not to be able to give her a hug, but it was so nice to see her! We talked about all of the holidays and fun adventures we have had in the past and what we are looking forward to doing when things go back to normal.

This month we would normally be celebrating international day in school with food from around the world and creative activities like traditional dancing, singing and crafts. Do you remember on international day last year we had a book bus visit?

You all enjoyed exploring the books and some of you bought one to take home! Make sure you check out the audio book slide for some books to read virtually. On my last welcome slide I said I was reading Lord of the Rings. I have finished the first book and now I am reading

'The Two Towers' which is the next book in the trilogy. What are you reading at the moment?


Keep sending your amazing home learning pictures to the admin email. I love seeing what you have been up to! Missing you all, Love Mrs Ahearn. xxx



Dear Klee and Little Klee,

# Welcome

I hope you are all well! Have you been enjoying lots of time outside? Do you have any favourite outdoor games that you like to play? I usually enjoy badminton, volleyball or any other ball games. I was trying to find some new things I can do inside when the weather is not that nice. This week I have been challenging myself with a special detective game where I needed to follow the clues to find the right person. First I needed to print and cut out lots of pieces and then solve this puzzles to get to the next clue. It was a very tricky task actually, but luckily I had the help of three friends over Zoom so we were working together as a team and managed to complete the game together! It was a really good fun, but I was very tired after, as the game required lots of thinking and looking for details from all the pictures. Do you like challenging yourself with puzzles you have at home? In this weeks slides I have a challenge for you where you'll need to be detectives looking for things around your house (look at maths activity). I miss you all! From Nadja xx



P.s. This week I will be making you another video and sending you another postcard! 😊

# Wellbeing Activity



Happy **International** (at home) Day!

Please dress up in a traditional costume or cook food your family love, which represents your heritage. Have a think about and appreciate, all the magnificent multi culture we have in our school.

Please take a photo and send it into school.



We can't all be together this year, but we can create a video of pictures to put on our website



#Kingathelstanfamily

[admin@kingathelstan.rbksch.org](mailto:admin@kingathelstan.rbksch.org)




## Early Years:

We are all different.  
We are all kind.  
We are all friends.



# EYFS Wellbeing Activity

Choose a flag  that represents your family and draw, colour or paint it.

Now design one for the King Athelstan family. Think about the colours and shapes you might use.

Here is one idea to help you...




In school, at this time of year, we are usually preparing for our **International day**.

It is a day where we celebrate everyone's unique culture within our **King Athelstan family**.

Sadly we are not able to do this at present, but we can still think about all the wonderful things that make us **different but equal**.



## KING ATHELSTAN FLAG




Happy International  
(at home) Day!  
Be kind.  
Be proud.  
Be respectful to all.



# Extra Home Learning EYFS

Here are some extra websites and resources you can access if you would like your child to be doing more at home.

## Recommended Work Books



<https://www.cgpbooks.co.uk/primary-books/reception/english/handwriting/em-pfrb01-new-home-learning-activity-books-3-bo>



<https://www.schofieldandsims.co.uk/get-set-early-years/>



<https://www.twinkl.co.uk/resources/covid19-school-closures>



**OAK**  
NATIONAL  
ACADEMY

The Oak National Academy has virtual lessons to follow!  
<https://classroom.thenational.academy/schedule-by-year/reception/>



Log on to Busy things for fun learning activities.  
Use your j2e login.

**LGfL**

<https://www.busythings.co.uk/play/>

# Reading & Mark Making Activity

Listen to the story **Elmer**:

<https://www.youtube.com/watch?v=wdyo4ykh2WA>

Why was Elmer different?

What did the other animals always say when they met Elmer?


How did Elmer make himself look like the other Elephants?



At the end of the story elephants decorated themselves to celebrate Elmer's day. Can you try to draw and decorate an elephant using different patterns?



Don't forget to practise writing your name. Maybe you can use small cars and make some letter roads or create letters using sticks and string?



# Elmer's listening game







Can you find an elephant that has a zigzag pattern?

Can you find an elephant that has wavy stripes?

Can you find the smallest elephant?

How are these elephants different?  
How are they similar?

Can you describe me?



# Audio Books For Free



**Mae Among The stars**

[https://www.youtube.com/watch?v=b\\_mfdqyBqT8](https://www.youtube.com/watch?v=b_mfdqyBqT8)

**Carlas's sandwich**

<https://www.storylineonline.net/books/carlas-sandwich/>

**Beegu**

<https://www.youtube.com/watch?v=-kGQfwIRaTc>

*Please note: you may need to copy these links into Google Chrome.*



This week's story time is Barbara reading 'Peace at Last' by Jill Murphy.

<https://www.kingathelstan.kingston.sch.uk/covid-19-home-learning/story-time/story-time-videos-15-6-20/>

Click here to get started



One of this week's mystery readers is Mrs Paris! She reads 'Mog and Bunny' by Judith Kerr. Who will the other mystery reader be? Check out the story time page this week to find out!

<https://www.kingathelstan.kingston.sch.uk/covid-19-home-learning/story-time/story-time-videos-15-6-20/>

Click here to get started



Listen to the sounds around your house. What can you hear?

<https://www.bbc.co.uk/teach/school-radio/eyfs-listening-skills-inside-sounds/zr2m8xs>



# Maths Activity

## NUMBER HUNT CHALLENGE!

We're going on a number hunt, we're going to catch lots of numbers, what a beautiful day, we're not scared...'

Please look around your house to see what numbers you can find.

- What is the smallest number you can find?
- What is the biggest number you can find?
- Can you put the numbers in order from smallest to biggest?



These are the objects with numbers that I found in my house!



# Physical Development



## Freeze Dance

<https://www.youtube.com/watch?v=2UcZWXvgMZE>

## Elephants (movement game)

<https://www.bbc.co.uk/teach/school-radio/eyfs-playtime-elephant/zkjvhbk>



Elmer lives in the jungle with lots of other animals. Can you think of any other animals that live in the jungle? Try making some noises like different animals for your family to guess! Try doing some actions too.

## Fine motor skills

Practise your scissors skills by wrapping animals in stripes of paper then free them with the scissors.



# Creative Activity



Ask a parent/career to cut out elephant outline from a box or any cardboard. Find material of different textures and some glue to make an elephant!



Maybe you can try to make some ice painting sticks:

1. make some coloured water
2. pour it in the ice cube tray
3. put in any stick
4. have fun painting



# Can you create your own jungle?

Use any material you can find outside (leaves, sticks, stones etc.), leftover vegetables or playdough to create your own small world jungle. Use some animals if you have some, if not, why not try to make some yourself!


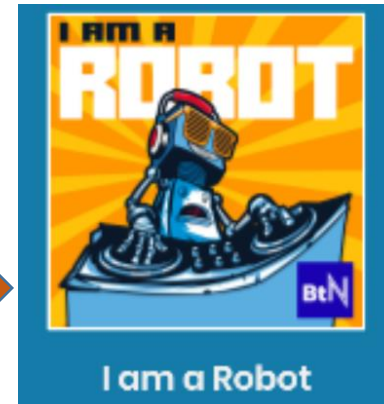



# Music Activity



## Exploring layers in music

What do songs sound like without a voice? What does some music sound like without drums? Most music has many layers - if you listen hard, you may be able to hear different instruments, a beat under the tune and a voice singing. Have a go at exploring these layers by playing 'Bring the Noise': <https://www.bbc.co.uk/teach/bring-the-noise/eyfs-ks1-music-play-it-bring-the-noise/z4sq92p>





Choose from different songs to practise with layers

Get started with Play It! and explore the different elements that make up a song, play or clap along with the music and make then listen back to your own version of songs Play It! contains five songs with more to come soon.

Get musical with *I am a Robot*, *Hands in the Air*, *Take You Home*, *Be in the Band*, *Bring the Noise* and *Spooky World*.

Try the other activities available to practise with beats and noise!



# Happy Superhero Day!

Who is your superhero?

Your grandad, step dad, uncle,  
brother or dad?

To be a superhero you need to be:

Kind Patient Brave Fun Selfless Loving

Craft something special for your superhero, to show how much you appreciate them.

Make Superhero 'toast hearts' for breakfast (If you have a heart pastry cutter) to say how much you love them.

Your Superhero is amazing and they love YOU!



## Create your own superhero



You need: a toilet roll, a food packet, some coloured card and some glue.

1. Cut out a circle of card for the face and decorate using your superhero's favourite colour for the mask.
2. Cut out a length of packaging from your superhero's favourite food (pizza box, cereal packet, beer packaging). Make it the length of the toilet roll and glue.
3. Make a square out of card to fold around the back of the toilet roll to create a cape, and glue
4. Design and cut out a superhero badge (any shape) Glue to the front of your superhero

Why not make your whole Super family!

## Make a superhero hand card.

1. Fold a piece of paper or thin card in half. It needs to be large enough for you to fit your hand on it.
2. Draw around your hand.
3. Cut out your hand **only up to the fold** (you might need adult help with this)
4. Decorate your superhero face with bits of wrapping paper/food packaging/felt tips...anything. If you don't have googlie eyes use buttons or bottle tops
5. Write a message inside for your superhero.



# Art Activity

Printing with fruit, vegetables and objects from the recycling bin!

This week, why not have a go at creating pictures with fruit and vegetables? Try to use parts of the food that cant be eaten - the bits that you cut off before cooking. Get creative and try the techniques shown with a variety of foods. Or, alternatively, you could use old cotton reels, bottle tops, wheels from toy cars, leaves, bubble wrap, etc, to print and roll paint onto paper!

For ideas, head to: <https://www.firstpalette.com/craft/fruit-vegetable-prints.html>

<https://artfulparent.com/printmaking-ideas-kids/>

Watch some tutorials: <https://www.youtube.com/watch?v=zCNc6hGg6aE>



\*Remember to get an adult to help you to cut fruit and vegetables.