

Hello!

Dear Klee and Little Klee,

I hope you are all well. It has been wonderful to see some of you again as you return to school. We still miss those of you that have not yet returned and hope you are having fun learning at home with your family. It has been nice to be back in school more over the last couple of weeks and my little boy is loving being back at his school too! We both felt very tired at the end of the first week back as there were so many new things to get used to. The children in school are doing an amazing job of following the new rules!

Outside of school, we have been very nature-focussed as a family recently. We have been ticking things off in our Nature I-Spy book on our walks and have grown beans in a jam jar to learn about how they grow - my 5 year old says he wants to be a gardener like his dad when he grows up. He has also discovered the classic TV show The Wombles. In case you're not familiar with it, the programme is about a group of creatures who live on Wimbledon Common - near me! They collect the litter and lost items people leave behind there and find new uses for it in their house. Inspired by this, as well as walks on the common to try and spot the Wombles in action (they're very hard to find), we have been litter picking in our local park. With people making more use of the local outside spaces, we have unfortunately seen an increase in litter too. This is bad for the environment and unsafe for wildlife. We can fill a carrier bag on a short walk! Remember to always put your rubbish in a bin or take it home with you. If you want to pick up litter and help your local environment, don't forget to wear gloves. We have a litter picker so we don't have to touch the rubbish.

I wonder if you have spotted any interesting nature on your walks. If you have grown something at home during lockdown, why not send us a picture!

Take care of yourselves and each other,
Miss Govan. x



Welcome

Dear Klee and Little Klee,

How are you all? Hope you had a nice week and did some exciting things. I'm sure you're all doing really well, keeping yourself busy and trying out new things! I've seen lots of you are doing some amazing work from our weekly activities, so don't forget to send us some work and well done for keeping your learning going! As I said before, I really do miss being at school with all of you! This week I was thinking about all the things from school that I miss and thought of idea that maybe we can all draw a picture of all the things you miss from school! Maybe you can draw some of your friends, special activities or toys that you miss! I've decided to draw mine as well so you can have a look at my drawing to see what things I miss the most! Hope I can see some of your lovely drawings too - please send us some. Hope you'll enjoy this week's activities. Looking forward to speak to you soon!

From Nadja xxx





Hello Klee children, I hope you are all well and are finding lots of activities to keep you all busy. I have been doing jobs around my house and garden. I recently painted my window sill at the front of my house and I think there was more blue paint on me than on the window sill! I went to see a friend who has some horses. A new little pony has just arrived at the stables and her name is Lillee. She is very cute and loves to be stroked. My sweet peas are taking longer to grow than I thought they would. Hopefully the next photo I send will show them flowering. It has been such a long time we haven't seen each other and I am missing you all lots.



Hello children! I hope you're well and keeping busy. I'm still keeping busy with my daily walks and I'm trying to find new places to discover when out and about with my children. As you can see from the pictures I went to Box Hill, I love it there, the view is amazing and there is a little children's trail to do and lots of big spaces to have a picnic. As the weather has been pretty good, my tomatoe plants and beanstalk are growing pretty well! Are you growing anything at home? Please send us lots of pictures, I love seeing how busy you all are. Missing you, Barbara



Caterpillar Counting



EYFS Wellbeing Activity

Play the caterpillar counting game.

All you need is a large piece of paper, a black marker and some different colour paper or card.

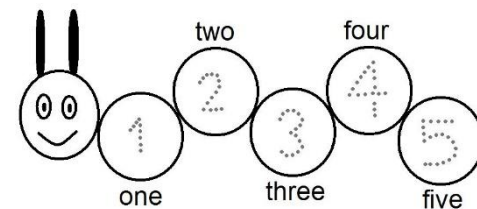
Ask your adult for help:

Draw 6 large circles to resemble the shape of a caterpillar (you can use a beaker or small plate to draw round.) Number the circles 1-5

Now draw and cut out 5 circles from your colour card and number them 1-5

Have fun writing and matching the numbers. You can extend this activity by adding more circles 1-10.

Playing games together produces positive happy feelings, enhancing self esteem.



Hello lovey Early Years, do you know this song?

1,2,3,4,5 once I caught a fish alive,
6,7,8,9,10 then I let it go again...




Reading & Mark Making Activity




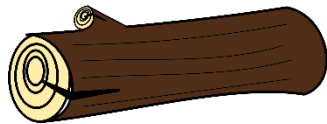
Listen to the story **Oi dog**

<https://www.youtube.com/watch?v=pogz5yNiqkU>

Where did the animals from the book sit? Try to match the right pictures and repeat rhyming words.




Oi Dog! Has lots of rhyming. Can you think of some words that rhyme with your name? You can come up with some silly made up words.





Animals from the book live in different habitats. Choose your favourite habitat and draw some animals that live there!



Audio Books For Free



audiobook


Ruby's Worry

<https://www.youtube.com/watch?v=9lhhCq44ar8>




The Bravest Fish

<https://www.youtube.com/watch?v=x9qCa0wntIY>



The Fox and The Squirrel

https://stories.audible.com/pdp/B085KC9WYP?ref=adbl_ent_anon_ds_pdp_pc_pg-1-cntr-0-36



Rocket dreams

<https://www.bbc.co.uk/teach/school-radio/audio-stories-rocket-dreams/zbsn6v4>



This week's story time is Nadja reading 'Handa's Hen' by Eileen Browne.

<https://www.kingathelstan.kington.sch.uk/covid-19-home-learning/story-time/story-time-22-6-20/>

Click here to get started

Please note: you may need to copy these links into Google Chrome.

Maths Activity

Shape animals!

Ask your parent/carer to help you cut out different shapes and try to create an animal from the story. Try to name all the shapes that you've used.



Challenge: Estimate (have a good guess) how many times you think you will be able to do something in one minute, then set a timer and try it out. Maybe you could see how many star jumps, hops or times you can write your name in one minute. Can your family members do more or less than you in the time?



Physical Development



Potato - movement game

<https://www.bbc.co.uk/teach/school-radio/eyfs-playtime-potato/zhsj47h>

Bug'n Roll

https://www.youtube.com/watch?v=7xyXB8_BetQ

Fine motor skills

Find a stick and put on the string. When you are in your garden or in the park, find some leaves or anything else you can find and thread them on to create a long chain.



Play a movement game based on musical statues. Place some large paper log shapes or mats on the floor and play some music. Jump around the space pretending to be a frog. When the music stops you have to sit on a paper log.



Creative Activity



Can you create some paper plate frogs? You can also use some cardboard instead. You can paint or colour it!



Maybe you can try to make some binoculars! All you need is some cardboard tubes, string and decorations of your choice!



Creative Activity

CAT SNACK RECIPE

Ingredients

- 2 rice cakes/crackers
- 1 small tbsp of any spread
- 1/4 carrot, thinly sliced then trimmed into triangles for ears
- 1/2 banana, sliced for cheeks
- any vegetable sliced in thin stripes for whiskers
- raisins for nose and eyes



Put the spread on your rice cakes or crackers. Place the carrot and banana slices onto the rice cake/cracker. Arrange stripes of vegetable and raisins to make the face. Serve.



Music Activity



Household instruments

Your home is full of objects that can be turned into instruments.

Watch this video explaining how we can use the recyclable materials in our homes to create different sounds and make instruments!

<https://www.bbc.co.uk/bitesize/art+icles/zd748xs>

What can you find in your home? Can you describe the sounds it makes?



Tin can drums

Can you play along with your favourite tunes? You could even make a whole family orchestra!

More ideas here



<https://artsycraftsymom.com/diy-musical-instruments-for-kids-to-make-and-play/>

Jam jar xylophones



Remove lids



water into each jar



Add food colouring



Hit with a wooden spoon

You could also try using plastic bottles, milk cartons and tin cans to create your own percussion band!

Art Activity

SHAPE BUILDINGS

This week, have a go at creating your own shape picture like this one by the famous artist Paul Klee.



'CASTLE AND SUN'
BY PAUL KLEE

Lots of these are on black paper but you can use white or any colour paper you have.



Don't forget to add a sun!



You could cut and stick your shapes instead.

➔ Cut out some shape templates for your picture. Make sure they are not too small!

You could use old cardboard boxes from the recycling and draw round objects at home to help. Make sure you've got different sizes and shapes. *You could skip this step and just draw your shapes straight onto your page if you want.*



➔ Draw round your shapes, stacking them on top of each other. Try to draw them as close together as possible and fill most of the page.

➔ Colour them using a media of your choice – you could use chalk, crayons, paint or felt pens.

What other pictures could you make with your shapes?

