

Dear Nelson and Kusama,

I can't believe that I have been at King Athelstan for almost a whole term! The time has gone so quickly! It has been lovely to meet some of you and your families over this time and I can't wait to see everybody back together again in September.

I have had the pleasure of reading some of your reports over the last few weeks and have been really pleased with your progress and achievements. I have also been helping the teachers plan a lively and enjoyable curriculum for your return in September and I can't wait to hear all about the amazing learning you have been doing at home. Remember you can still enrol in the Summer Reading challenge at:


<https://summerreadingchallenge.org.uk/>.

I have been reading a really gripping book called 'Odd and the Frost Giants'. It is about a Viking boy called Odd, who goes on an adventure in the wild and finds three talking animals that are actually gods: Odin, Loki and Thor. This is a wonderfully wintry, magical, mythical story and is a fantastic read for fans of the Norse myths. I wonder what you are reading at the moment?

On Friday and next Tuesday we will be saying goodbye to our children in Year 6 - 'Our Class of 2020'. A new adventure lies just around the corner as you start your new secondary schools. We will miss every single one of you! Hold on to your butterfly dreams and thank you for making me feel so welcome this term.

Have a great week everyone and look after each other.

From Mrs Mastrocola





## Hello Nelson Class

I hope you are all well and have enjoyed the weekend. This weekend I had an American themed BBQ at my mums house! She cooked some really yummy food!

I was given a 'Paint by numbers' kit as a present from my sister. I started it this weekend! Do you like it? Can you guess what animal it is?

I really enjoyed seeing lots of your lovely faces on our zoom call this week! I enjoyed meeting all your special cuddly toys and finding out why they are special to you!

Next week you have a very exciting zoom call with your Year 1 teacher, Miss Gulliford!

Speak soon  
Lots of love Becks xxxx

Hello again,  
Nelson  
Class!



Paint by Numbers  
Kit!



At the BBQ!



## Hello Kusama Class,

I hope you have all had a lovely week. Last weekend I went of for a lovely walk with my friend to Silent Pool in Guildford. We climbed a very steep hill which took us a long time but we were very proud when we reached the top. On Sunday I went for a lovely bike ride around the woods with my dad and step mum.



This is part of  
the steep hill I  
climbed and some  
beautiful flowers  
we saw on the  
way.

It was lovely seeing so many of you again in our Zoom call this week. It was great to see all of your favourite teddies and to hear you talk about them. I am really enjoying sharing stories with you again and hope you are enjoying them. Next week you will be having a Zoom call with your new teacher Mrs Hosseinian which is incredibly exciting.

It has been lovely seeing the work you are sending in. Keep it up and keep sending it in. You know how I much I enjoy looking at it.

Speak soon  
Love From  
Katrina xxxx



Riding  
past a  
field of  
horses on  
our bike  
ride.



# EYFS Wellbeing Activity

All about \_\_\_\_\_


I am \_\_\_\_\_ years old

One thing I like is...

One thing I don't like is...

This is my family

When I grow up I want to be...



My favourite colour is \_\_\_\_\_

A word that describes me...



**Early Years** - You will be moving up to your next class in September.

Let your new teacher know all about you. Draw pictures to show her what you look like, who is in your family and something that you like doing.


😊 Look forward to your new class...it will be lots of fun! 😊



This week's focus:



How can we help save our oceans?



This week, your sounds to practise are:



shout it out

Becks and Katrina's group: **ou** (shout it out)

<https://www.youtube.com/watch?v=I6Twpffldk>

(Read aloud, then try to write it)  
shout, loud, mouth, round, ground

When **I** am in **the** playground, **I** can shout loudly.

*CHALLENGE: CAN YOU MAKE YOUR OWN SENTENCES?*



Norm, get off the porch!

Vida's group: **or** (norm get off the porch)

<https://www.youtube.com/watch?v=TtK7EcfcIEM>

(Read aloud, then try to write it)  
porch, torch, short, sort, horn, storm, work, north

**I** saw a short storm when **I** was on **the** porch.



tick tock clock

Irini's group: **ck** (tick tock clock)

<https://www.youtube.com/watch?v=dWpyENZh3TM>

(Read aloud, then try to write it)  
Clock, tick, tock, rock, sock, block, knock, kick

**I** sat on a rock to put on my sock.

Set 1 sound mat!

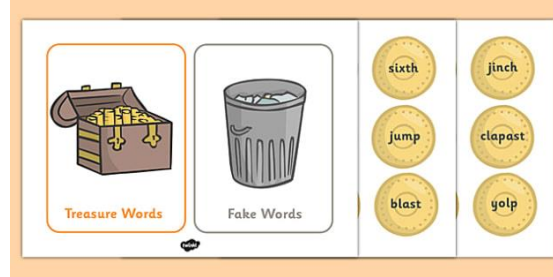
m	a	s	d	t	i	n	p	g
m	a	s	d	t	i	n	p	g
o	c	k	u	b	f	e	l	h
o	c	k	u	b	f	e	l	h
sh	r	j	v	y	w	th	z	
sh	r	j	v	y	w	th	z	

Set 2 Sound Mat

ch	qu	x	ng	nk	
ch	qu	x	ng	nk	
ff	ll	zz	ss	ck	er
ff	ll	zz	ss	ck	er
ay	ee	igh	ow	oo	oo
ay	ee	igh	ow	oo	oo
ar	or	air	ir	ou	oy
ar	or	air	ir	ou	oy

## Hidden treasure

Ask your child make some golden coins or print some.  
 An adult then writes some green words on them and some alien words (words that are not real but can be sounded out).  
 Hide these around the house - send the children on a treasure hunt.  
 Your child then needs to read the words and put the treasure (green words) into his/her treasure chest.




Red word bingo – May require more than 2 players.  
 Ask the players to write down 6 red word (words that cannot be sounded out) that they know.  
 The lead player calls out some red words  
 First player to tick off all of their red words wins.  
**If there's a limited amount of players try this.**  
 Write some red words on some paper – place them face down on the floor or a table.  
 Each player write down 6 red words  
 Take it in turns to pick up a word – tick it off if you have it.

## Roll and read it word games.

Roll the dice and read the word it lands on.  
 You could roll two dice and have a vertical dice option too.  
 Have a go at making your own game with green and red words.

**Challenge:** Can you make a sentence with the words you get?

**Challenge:** Look for stories with specific sounds. Can your child read the story and highlight all of the words with that sound?  
 You could even try and write a simple story for them.  
*When I go on holiday, I see my friend Gray. We stay at his house and play lots of games. When it rains we have to stay indoors but when the sun is out we shout hooray and head outside to play and enjoy the suns rays. Gray has a cool water spray that we can run through all day. I am going to ask for one for my birthday!*



**Phonics Fishing.**  
 Try fishing for words. Make a magnetic fishing rod and attach sometime magnetic to some sounds or words - using a paperclip works. Sit in a box or a tray and fish for your sounds or words  
 Sounds: If you are using sounds, pick up 4 sounds and try and make a word  
 Words: Read the word, try and put some words into a sentence.



Round the caterpillar.

Round the apple up and down.

Round the dinosaur up and down.

Round the girl and up and down.

Round the orange.

Round the flower and across the flower.

Round the queen and up and down.

Round the snake and down its tail

Start in the middle and round the egg



Down the robot and over the robot.

Down the net and over the net.

Down Maisie, over the mountain, over the mountain

Down the pirate, up and over the pirate.

Down the boot, up and over the boot.

Down the kangaroo and over the kangaroo.

Down the horse, up and over the horse.

Down the leg.

Down the tower and across the tower.

Down the Jack and dot his head.

Down the insect and dot his head.



Down the umbrella up and down to the puddle

Down the yak up and under his face

Down the wing and up the wing.

Down the worm and up the worm and again

Zig - zag - zig

Exercise: down and down

Use this sound mat to support your child with their letter formation.



# Reading and Writing Activity



[https://www.youtube.com/watch?v=i1\\_37YGzXrc](https://www.youtube.com/watch?v=i1_37YGzXrc)

- What do you like about the ocean?
- What is your favourite animal that lives in the ocean?
- What are some of the things you could do to help protect it?



I like the ocean. It has lots of beautiful creatures. I will stop buying plastic bags.


I love the ocean because it is big. My favourite animal is a dolphin. I want to help save the ocean so I will recycle things at home like cardboard and plastic and I will use reusable bags when I am at the shops.

I like to go to the beach and build sandcastles with my family. It is fun to play games in the sea and collect sea shells. The seaweed tickles my toes. When I am at the beach I make sure to put my litter in the bin to help protect the animals. We need to protect the ocean and all of the creature in it. It makes me sad that some animals are getting sick because of they eat rubbish.


I love the ocean. The sound of the waves make me feel happy. It is sad that there is lots of rubbish in the ocean. We must recycle more and walk more to help pollute the oceans less.

If you are attending school,  
**do not** do this slide at home





Use these as writing templates.



Read the story 'I CAN SAVE THE EARTH' by Alison Inches and Viviana Garofoli. What things did Max do to help save the earth? Do you do any of these things?

<https://www.youtube.com/watch?v=2Mkwhe6LOBo>

6LOBo




# Audio Books For Free



Read 'The Ox and the Yak'  
Answer the following questions:

- 1) What was in the man's box?
- 2) Where is this story set? How do you know?
- 3) What did the man say was in his box?
- 4) What did the duck use at a hat?



Listen to Miss Gulliford's story time!

<https://youtu.be/jZz7U-HXQUQ>



Hi Everyone!  
This week I am reading  
'The Gruffalo' by Julia  
Donaldson.

<https://www.kingathelstan.kingston.sch.uk/covid-19-home-learning/story-time/story-time-videos-13-7-20/>

This week's story time is Mrs Hosseinian reading 'Winston Was Worried' by Pamela Duncan

<https://www.kingathelstan.kingston.sch.uk/covid-19-home-learning/story-time/story-time-videos-13-7-20/>



Click here to get started

One of this week's mystery readers is Jackie reading 'Farmer Duck' by Martin Waddell.

<https://www.kingathelstan.kingston.sch.uk/covid-19-home-learning/story-time/story-time-videos-13-7-20/>



Click here to get started

Fancy doing some extra maths mastery questions?  
Follow the link below to complete some exciting maths challenges linked to picture books!

<https://whiterosemaths.com/homelearning/early-years/>

**STARTER:** Count out loud to 20 and back again!  
Count in 10s to 100. Can you count backwards?

This week, we are learning about :Estimating, counting and comparing

### Resources:

- a transparent, jar, tub, or container
- some objects e.g. cotton wool balls, coins, marbles, small toys
- a pencil or paper

### Activity:

- With a family member, take it in turns to add objects to your jar or container
- Write down a estimating of how many you think is in there
- Take them out of the jar/container and count the correct number

### Reasoning:

- How many do you think there are? Why do you think that? Will it be more or less than 20? A lot more / less? Or a little more / less?
- Will it be between 15 to and 20? A little or a lot more than this? or less? How many can you see-how many do you think are hidden?
- Was your guess more or less than the actual count? Was your guess very close / way out? Why do you think that was? Can you put the estimates in order from smallest number to largest?

If you are attending school,  
do not do this slide at home

# Maths Activity



Estimating means to guess the amount of objects something has, before working out the answer !



Can you make an ocean animal picture using only recyclable materials

# Creative Activity




**FLOATING TURTLES**  
MADE FROM RECYCLED MATERIALS



These children have used bottle tops.



**Jellyfish Craft**



**HOW TO MAKE A DOLPHIN**



# Physical Development




## Create your own Assault Course

Ask an adult to help you set up an assault course, either inside your house or outside in the garden.

Can you time yourself and beat your time.

*To add extra competition can you race against a sibling or an adult.*



## Fine Motor Skills



Draw some lines on some paper. Can you follow the lines to cut out a shape?


Use paper clips or pegs to create these cool worms



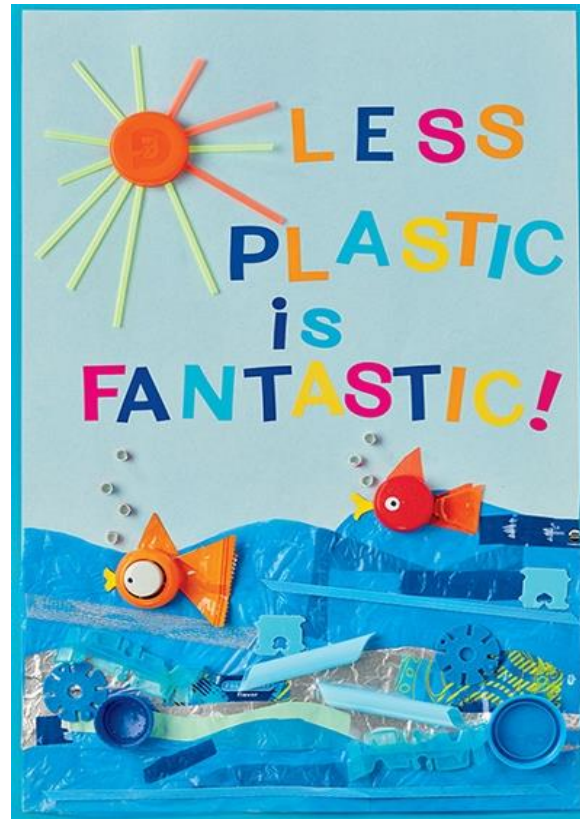
# Art Activity




Make a poster to help show others how we can 'SAVE OUR SEAS'!




You could draw pictures and colour/paint them or you could use materials such as plastic or cardboard to make a 3d picture.



RAISE awareness of the importance to protect our seas from plastic by displaying posters for World Ocean Day



Be the Solution of Ocean Pollution





Listen to this song about keeping the ocean clean. Can you learn some of the words?

<https://www.youtube.com/watch?v=1vyHtYwQz-0>

# Music Activity



Clap

## Body Percussion

All sorts of noises can be made from your own body. Watch this video to find out more.



<https://www.bbc.co.uk/bitesize/articles/zicwqp3>

Try this!



<https://www.bbc.co.uk/cbeebies/watch/the-lets-go-club-super-skill-body-percussion-shuffle>



Snap

Omar shows the children how to make music just using his body.

Have a go at making some of the noises they made in the video?

- ❖ flap your arms like a penguin
- ❖ stomp your feet like a dinosaur
- ❖ click your tongue to sound like a unicorn
- ❖ rub your hands together
- ❖ pat your cheeks



Stomp



Pat

Practise making different sounds with your body. Try using repeated actions to create a rhythm. You have just created your own piece of music using body percussion!