

# Hello!

Dear Nelson and Kusama,

I hope you are all well. It has been wonderful to see some of you again as you return to school. We still miss those of you that have not yet returned and hope you are having fun learning at home with your family. It has been nice to be back in school more over the last couple of weeks and my little boy is loving being back at his school too! We both felt very tired at the end of the first week back as there were so many new things to get used to. The children in school are doing an amazing job of following the new rules!

Outside of school, we have been very nature-focussed as a family recently. We have been ticking things off in our Nature I-Spy book on our walks and have grown beans in a jam jar to learn about how they grow - my 5 year old says he wants to be a gardener like his dad when he grows up. He has also discovered the classic TV show The Wombles. In case you're not familiar with it, the programme is about a group of creatures who live on Wimbledon Common - near me! They collect the litter and lost items people leave behind there and find new uses for it in their house. Inspired by this, as well as walks on the common to try and spot the Wombles in action (they're very hard to find), we have been litter picking in our local park. With people making more use of the local outside spaces, we have unfortunately seen an increase in litter too. This is bad for the environment and unsafe for wildlife. We can fill a carrier bag on a short walk! Remember to always put your rubbish in a bin or take it home with you. If you want to pick up litter and help your local environment, don't forget to wear gloves. We have a litter picker so we don't have to touch the rubbish.

I wonder if you have spotted any interesting nature on your walks. If you have grown something at home during lockdown, why not send us a picture!

Take care of yourselves and each other,  
Miss Govan. x



Hello Kusama Class,

I hope you have all had a great week and have been able to get outside when the weather has been nice.

It was so lovely talking to some of you on the phone on Friday and hearing about all the wonderful things you have been doing.

Some of you are doing some fantastic home learning which is great to see.

Remember to use J2E to practise writing sentences and I will be able to write you a comment back.

This week I have been busy coming into school working with children. I also went for a lovely walk with a friend. We didn't quite time it very well and got caught in a huge rain storm. We were very wet!

Oops!

Miss you all!

Speak soon!

Love From Katrina xxx



Hello Nelson Class,

I hope you are all well. It was so lovely to speak to some of you on the phone and to hear all of the wonderful things you have been doing at home. Some of you have been doing some amazing work on J2e. Remember you can practise writing words and sentences on J2e and I can see them and comment, once they are finished!

This weekend I had a BBQ with some of my family in my garden, I had to write a long shopping list to help me remember everything.

Maybe you could write a shopping list for your family, to help them remember what they need to buy?

Speak soon! Lots of love Becks xxx

YOU  
are  
Amazing



# Caterpillar Counting



# EYFS Wellbeing Activity

Play the caterpillar counting game.

All you need is a large piece of paper, a black marker and some different colour paper or card.

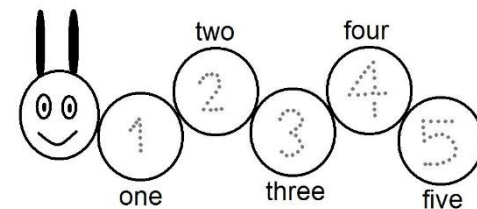
Ask your adult for help:

Draw 6 large circles to resemble the shape of a caterpillar (you can use a beaker or small plate to draw round.) Number the circles 1-5

Now draw and cut out 5 circles from your colour card and number them 1-5

Have fun writing and matching the numbers. You can extend this activity by adding more circles 1-10.

Playing games together produces positive happy feelings, enhancing self esteem.



Hello lovey Early Years, do you know this song?

1,2,3,4,5 once I caught a fish alive,  
6,7,8,9,10 then I let it go again...



This week, your sounds to practise are:



Becks and Katrina's group: **ir** (whirl and twirl)

[https://www.youtube.com/watch?v=c\\_09njG4600](https://www.youtube.com/watch?v=c_09njG4600)

(Read aloud, then try to write it)

bird, firm, stir, girl, twirl, first, shirt, skirt

First **I** put on **my** shirt and **then** **my** skirt.

*CHALLENGE: CAN YOU MAKE YOUR OWN SENTENCES?*

Vida's group: **ck** (Tick Tock)

<https://www.youtube.com/watch?v=NaumAMxXEzY>

(Read aloud, then try to write it)

kick, lock, stick, sick, cracker, clock, bucket, brick

**I** put the bricks in the bucket.

Irini's group: **ff** (huff and puff)

<https://www.youtube.com/watch?v=nFqKUBZQhJA>

(Read aloud, then try to write it)

Sniff, cliff, stiff, huff, puff, off

**I** jump off the cliff.



whirl and twirl



tick tock clock

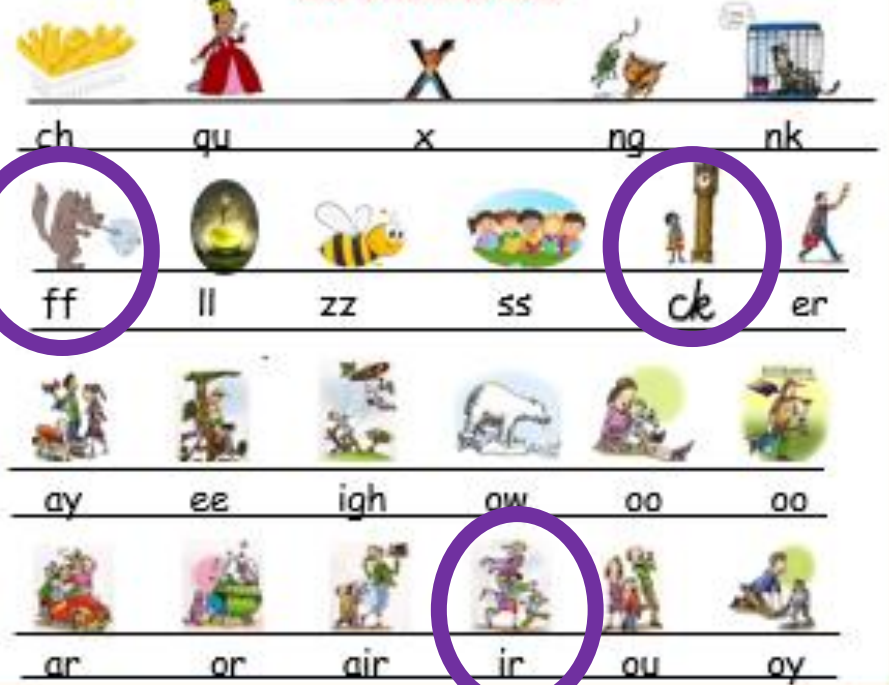


huff and puff

Set 1 sound mat!



Set 2 Sound Mat



This Week's focus:

What is a treasure map?

# Pirates

Argg!

What treasure do pirates bury?



Do you like pirates?



Where do pirates live?



What do pirates do?

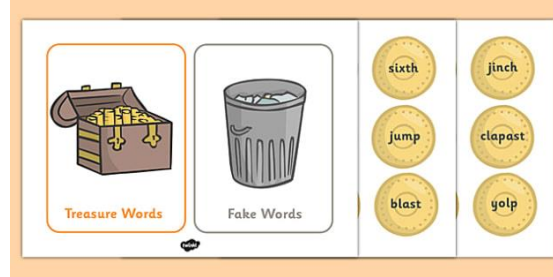
What different jobs are there on a pirate ship?



# Phonics games to extend learning.

## Hidden treasure

Ask your child make some golden coins or print some.  
 An adult then writes some green words on them and some alien words (words that are not real but can be sounded out).  
 Hide these around the house - send the children on a treasure hunt.  
 Your child then needs to read the words and put the treasure (green words) into his/her treasure chest.



**Red word bingo** – May require more than 2 players.  
 Ask the players to write down 6 red word (words that cannot be sounded out) that they know.  
 The lead player calls out some red words  
 First player to tick off all of their red words wins.  
**If there's a limited amount of players try this.**  
 Write some red words on some paper – place them face down on the floor or a table.  
 Each player write down 6 red words  
 Take it in turns to pick up a word – tick it off if you have it.

## Roll and read it word games.


Roll the dice and read the word it lands on.  
 You could roll two dice and have a vertical dice option too.  
 Have a go at making your own game with green and red words.

**Challenge:** Can you make a sentence with the words you get?

**Challenge:** Look for stories with specific sounds. Can your child read the story and highlight all of the words with that sound?  
 You could even try and write a simple story for them.  
*When I go on holiday, I see my friend Gray. We stay at his house and play lots of games. When it rains we have to stay indoors but when the sun is out we shout hooray and head outside to play and enjoy the suns rays. Gray has a cool water spray that we can run through all day. I am going to ask for one for my birthday!*



**Phonics Fishing.**  
 Try fishing for words. Make a magnetic fishing rod and attach sometime magnetic to some sounds or words - using a paperclip works. Sit in a box or a tray and fish for your sounds or words  
 Sounds: If you are using sounds, pick up 4 sounds and try and make a word  
 Words: Read the word, try and put some words into a sentence.





Round the caterpillar.

Round the apple up and down.

Round the dinosaur up and down.

Round the girl and up and down.

Round the orange.

Round the flower and across the flower.

Round the queen and up and down.

Round the snake and down its tail

Start in the middle and round the egg



Down the robot and over the robot.

Down the net and over the net.

Down Maisie, over the mountain, over the mountain

Down the pirate, up and over the pirate.

Down the boot, up and over the boot.

Down the kangaroo and over the kangaroo.

Down the horse, up and over the horse.

Down the leg.

Down the tower and across the tower.

Down the Jack and dot his head.

Down the insect and dot his head.



Down the umbrella up and down to the puddle

Down the yak up and under his face

Down the wing and up the wing.

Down the worm and up the worm and again

Zig - zag - zig

Exercise: down and down

Use this sound mat to support your child with their letter formation.



# Reading and Writing Activity



## Imagination time

Imagine you are going to a desert island.

You will be staying there for 3 days!  
There will be anything on the Island.

You can pick 3 things to take with you.

Which 3 items will you pick?



**Activity**  
You can choose how you do this activity  
You may wish to:

- Draw pictures and label them
- Write a list
- Write a detailed sentence

### Labelled drawing



**List**  
I would take

- 1)
- 2)
- 3)

**More detail.**  
If I was going to a desert island, I would take a \_\_\_\_, \_\_\_\_\_ and \_\_\_\_\_.  
I would take a \_\_\_\_\_ because.....

If you are attending school,  
**do not** do this slide at home



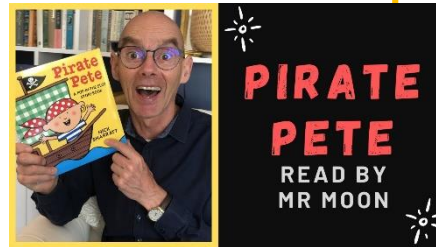


# Audio Books For Free



Listen to the story Pirate Pete - a pop in the slot story book.

<https://www.youtube.com/watch?v=y4pn-LWYZVg>

This is a special story as you can help decide what to pick.



Challenge: Can you rewrite the story using your own ideas?

OxfordOWL


Read the story - 'the starfish'

<https://www.oxfordowl.co.uk/api/interactives/27243.html>

Can you answer these questions?

- 1) What type of pool were the children looking in?
- 2) What did the children walk into?
- 3) What did the children use to move the starfish?
- 4) How did Cat get her hair wet?

Try listening to the audio and then have a go at reading it yourself.



This week, I am reading 'Ruby's Worry' by Tom Percival.  
<https://www.kingathelstan.kingston.sch.uk/covid-19-home-learning/story-time/story-time-22-6-20/>

Click here to get started



My Two Grannies - Have a listen to this beautiful story about having two grannies born in different places, telling different stories but loving their granddaughter equally.  
[https://www.youtube.com/watch?v=P-xScz4-\\_70](https://www.youtube.com/watch?v=P-xScz4-_70) - the author telling the story  
<https://www.youtube.com/watch?v=GlXnvrG5i00&t=165s> - story with pictures

Fancy doing some extra maths mastery questions?  
Follow the link below to complete some exciting maths challenges linked to picture books!









<https://whiterosemaths.com/homelearning/early-years/>

**STARTER:** Count out loud to 20 and back again!  
Count in 10s to 100. Can you count backwards?

This week, we are learning about addition and subtraction:





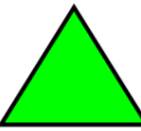

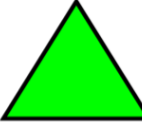

What do you notice? Can you write a number sentence?








Remember to use your stem sentences  
I notice that...  
I see...  
I know...


			<del></del>	<del></del>
<del></del>	<del></del>		<del></del>	<del></del>



				
				

				
<del></del>	<del></del>	<del></del>		











If you are attending school, do not do this slide at home



# Maths Activity









When we use this symbol our answer gets bigger.

4 + 6 = 10



When we use this symbol our answer gets smaller.


		<del></del>	<del></del>	<del></del>
<del></del>				

6 - 4 = 2

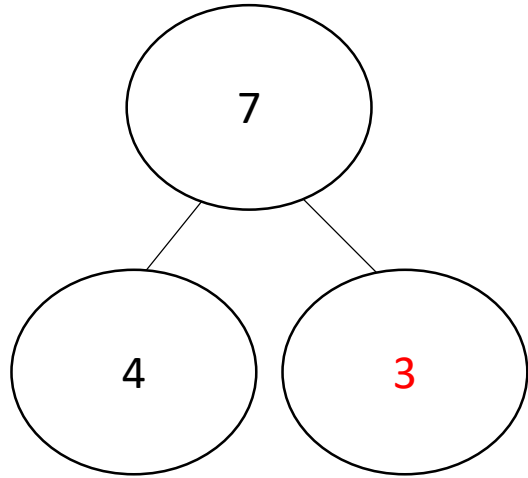
			<del></del>	<del></del>

# Can you fill in the missing numbers?

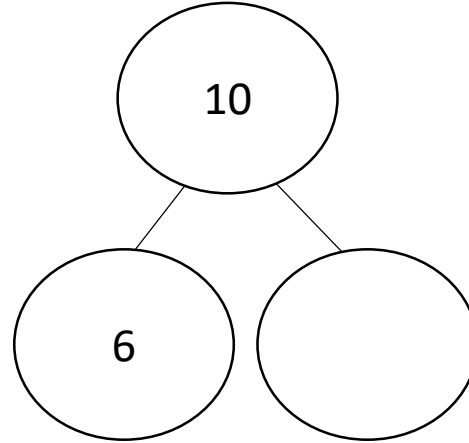
# Maths Activity



Example:  $4 + \boxed{3} = 7$



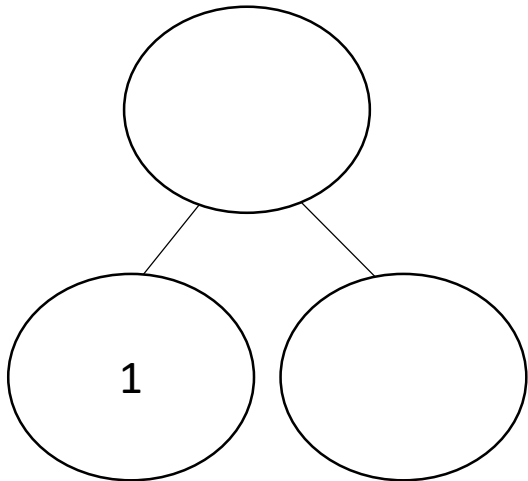
$6 + \boxed{\phantom{0}} = 10$



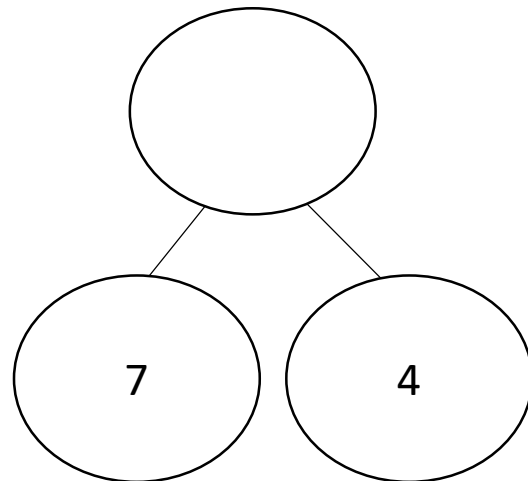
Can you help  
me solve  
these  
problems?



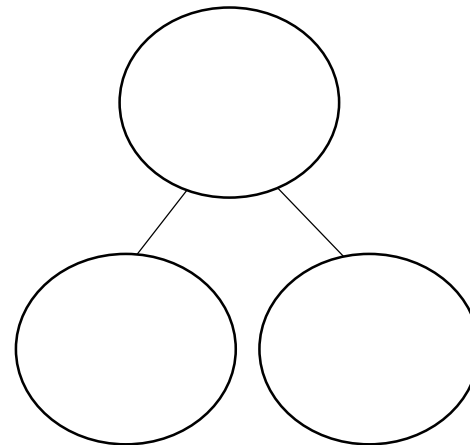
$1 + \boxed{\phantom{0}} = 4$



$7 + 4 = \boxed{\phantom{0}}$



$2 + \boxed{\phantom{0}} = 6$



## Challenge:

Can you use a part whole model to solve these questions?

1.  $3 + 5 =$
2.  $2 + 7 =$
3.  $1 + 5 =$
4.  $2 + \phantom{0} = 4$
5.  $5 + \phantom{0} = 9$
6.  $8 + 5 =$
7.  $2 + \phantom{0} = 11$
8.  $10 - 5 =$
9.  $9 - \phantom{0} = 3$
10.  $8 - \phantom{0} = 2$


If you are attending school, do not do this slide at home

# Creative Activity



Create your own treasure map!

Design your very own treasure map.  
Make sure you include important pictures so you know you are going the right way.  
Remember X marks the spot!  
Maybe you could tea stain your map to make it look really old?



What treasure will you find?

# Physical Development



Cosmic Kids – Popcorn and the Pirates (16 minutes)  
Have fun following the movements and listening to a fun story about pirates!  
[https://www.youtube.com/watch?v=T\\_OP5grVoyg](https://www.youtube.com/watch?v=T_OP5grVoyg)



GoNoodle – Pirate Life

Follow this fun pirate dance. Can you sing along?

<https://app.gonoodle.com/activities/the-pirate-life?s=Search&t=pirate>



## Fine Motor Development

Try making a paper chain



or

try and make  
a match and  
push game  
like this pom  
pom one.



Can you build a pirate ship?

# Art Activity



Will it be big or small?



cardboard box  
boat



Will it be long or short?



What features does a pirate ship need?



What materials did you use? Why did you use them?



Challenge: Can you write sentences to answer the questions?

# Music Activity



When You Subtract  
with a Pirate...



AAARRRR! Listen to this pirate song- it links to our maths this week. See if you can work out the answers!

When You Subtract with a Pirate!!

<https://www.youtube.com/watch?v=QkPa9V2wtZs>



Sing along with song - We are the Pirates!  
Can you act like a pirate around your house?  
Can you learn the lyrics to this song?

<https://www.youtube.com/watch?v=jx79dLuqPwQ>



This week you will be receiving some activity books. If you are in school you will be able to take these home at the end of the day. If you are at home, your parents and carers have been given a time slot to come and collect them on Monday.

Maybe you could try a few pages from each book every week - the answers are at the back!

