

Hello!

Hello everyone,
Summer is finally here!

As you all prepare to move on to your next adventure in your new class or school, why not check out my transition-themed story time video here: <https://www.kingathelstan.kingston.sch.uk/covid-19-home-learning/story-time/story-time-videos-20-7-20/>

If you are looking for something fun to do with your family outdoors over the summer holiday, while we still have to socially distance, why not check out Geocaching? You can download a free app onto a phone which shows you where thousands of secret containers are hidden! When you find one, you sign the log book to prove you were there! I took a couple of pictures of caches we found on Wimbledon Common recently. You have to be a detective as some are very hard to find and others are in very clever containers!

I hope you all have a happy and safe summer break and I can't wait to see you all back in school in September!

Love, Miss Govan. x



Hello King Athelstan families,

It is strange ending the year without the summer fair, sports day or the Year 6 production, however, school feels as busy as ever as we come to the end of term.

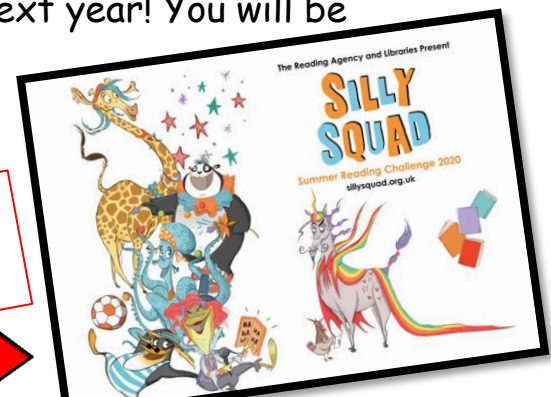
Have you all been enjoying the recent story time videos? Remember you can access these via the school website or the King Athelstan YouTube channel over the summer holidays - why not start from the beginning and work your way through? It is a great way to get to know your new teacher too!

I am so looking forward to seeing everyone in September and hearing about what you have been up to during lockdown and over the summer holidays. I have missed you all so much!

Well done Year 6 for being such a kind, caring and studious year group and good luck at secondary school next year! You will be amazing! 😊

Love, Mrs Ahearn. x

SEE YOU SOON!



To Matisse Class,

Thank you for being my first ever Year 2 class! I will never forget you... firstly because we have all learnt about this new virus together, secondly because you have all been such stars during this strange, strange time.

I could not be prouder of you all. For that reason, you are even more of a special class to me.

You have all become so independent and resilient with your learning over the year. So many of you are not afraid of making mistakes now, which is amazing! Keep trying to aim higher to reach your full potential. Each and every one of you have all given me memories, which I will always remember. We had an amazing trip to Painshill Park, where luckily no one fell into the lake! We learnt about the Great Fire of London, how to bake bread and about Henry the VIII. I have enjoyed some of our more random learning that has arisen from discussions. We have had our giggles and funny moments, you have all made me and each other smile and happy. I hope you have enjoyed Year 2 and being in Matisse class. Make sure you are there for each other over the next year and look after one another. I cannot wait to see and hear about how the rest of your school life develops and grows. I will always be here for you all. When you come back in September, I will be standing at the door in the morning and I will wave and say good morning when I see you!

I wish you all a very safe and lovely summer holidays.

Keep staying positive and enjoy your break,

Lots of love from your 'favourite' Year 2 teacher! ;)

Miss Mattarova ☺ xxxx





Christmas Play 2019



School Council votes



Painshill Park





To my wonderful Hockney Class,
What an unusual way to end the year! Despite it being unusual, I have loved every minute of teaching you all. It has been a real pleasure having you for the shortened academic year we have had together and I couldn't have wished for a better class to spend my final year in Year 2 with (as most of you know, I am going to be a Year 4 teacher next year). Although the year may have been cut short, we made many memories together. We had a lovely time at Painshill Park searching for minibeasts, were fascinated at the Cornerstone Hub, managed to make bread, which I'm sure would've tasted delicious, and had a fantastic time learning about the Great Fire of London. These are just a few of the lovely things we have enjoyed together! Also, I want to thank you for the many phone conversations and catch ups over Zoom since lockdown began - it has made not being able to teach you in person that little bit easier. This year is one to remember for sure and I will cherish our memories.

Always remember I'm still here to listen to your stories and worries and I will always be here to support you, even though you are no longer in my class. I cannot wait to see all of your smiley faces in September and I hope to hear about what you've been up to. Don't forget to say hello when you see me around school. Until then, have a wonderful summer and take care of yourselves and your family.

Three cheers to Hockney Class of 2020!!
Love from Miss Smee xxx



Hockney 2020!



Hi Hockney & Matisse,

I hope you're all doing okay!! I just wanted to say I hope you have an amazing summer having lots of fun.

I hope you are all looking forward to Year 3 in September as it is going to be super exciting learning lots of new things!

So until then, stay safe and have lots of fun, and I look forward to seeing you all in September.

Take care and stay safe,
Love Mrs Willington X



Hi everyone,

I hope that you have all had a good week. Just a little message to say that I hope you all have an amazing, fun filled summer holiday. I know that this year has been a very strange year and I have missed not seeing your lovely faces in the past few months. I am looking forward to seeing you again soon. Until then, stay safe and have a lovely holiday.

*Love from,
Miss Milne xxx*



Year 2
by frankie

Year 2 has been fun
 Every day I play
 At school I am tall
 Reporting to the teacher
 The days at school
 Who makes year 2 so lonely
 What fun!
 What fun!



By Eddie in Matisse

my poem - Painshill Park
 Isabella

3
 Beast
 mini and scary
 crawling slowly
 like a snail
 in the Painshill Park

2
 pond
 big and round
 Sleeping quietly
 like a puppy
 in the Painshill Park

1
 Toad
 cute and green
 jumping fast
 like a bunny
 in the Painshill Park



My year 2 poem by Eddie
 There was lots to do
 in year two:
 For maths I went in early
 to and made sure my c
 were curly
 playing on the climbing frame
 was lots of fun it will be
 even better because there was
 a new one.
 We went pond dipping in pain
 park someone caught a fish but
 it wasn't a shark.
 We made a ludo house with
 paper and glue we also used
 recill bars for. We made a
 rainbow one of the colors
 indigo. We played the coconut game
 and we had to sing.



The lollies were great.
 Happy days!
 Eat as much as you can.

Better than ever!
 Everyone is amazing.
 All of us like school trips.
 Cool, crashing waves!
 Home we go.

By Ava in Hockney

By Molly MY Favourite
 things About Year 2

- My Teacher
- My class
- My Maths
- PE
- Gymnastics club
- Science experiments

By Molly in Matisse

Year two

by Hudson

rainshield park
6 damp and muddy

Fishing slowly a

as long as a tree

Year 2 has been fun

Learning

good and nice

writing sharply

as long as a worm

Year two has been fun



Year 2 by Anesu

Christmas Play

Colourful and Sparkly

Shiny as a star

was such fun.

Children of the world

Red dresses and blue trousers

Excited as a unicorn

was such fun.

Whats the time Mr Wolf?

Happy and laughing

Quiet as a butterfly

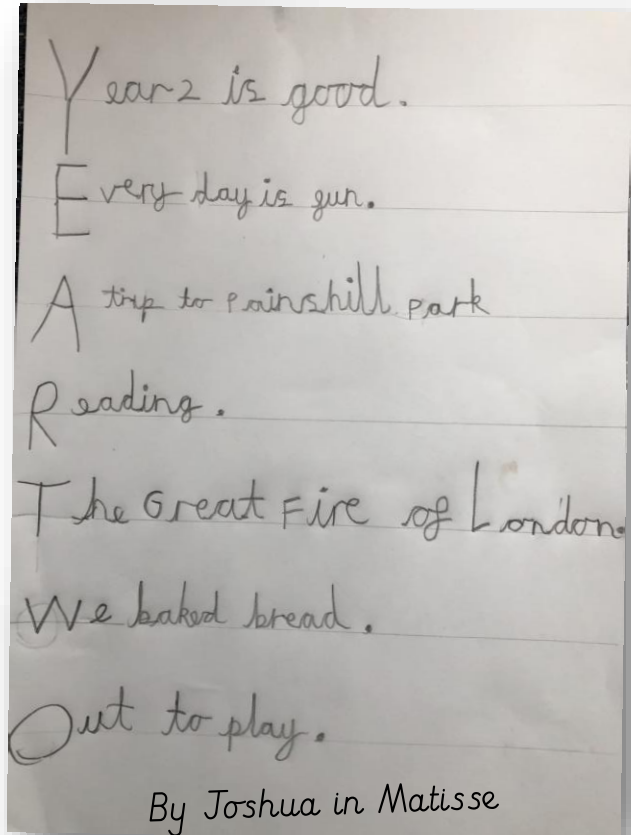
was such fun.



Year 2
Everyone is happy
Art is fun
Reading books

Trips to Kingston
Walking around Painshill Park
One day I want to go swimming

By Tia



Hockney poem 2

What I like about Pe is all of the fun games we play, especially football on the Muga.

Also I enjoy Art, because we make very nice things and pictures.

I most of all like break time, because we get fruit.

I definitely enjoy lunch, because I get very hungry at lunchtime.

My favourite trip in year two was going to Painshill Park, because we did fishing in a net.

By Ollie

Year 2 Year 2 Year 2
By Can

Year 2 has been fun
Every day is good
A trip to Painshill Park
Reading
The Great fire of London
We made seahorse in art
Oh what a good year to
be at school



Year Two

By Dexter

Year 2 has been fun
Every day I am happy
All the spelling was so hard
Reading quietly
Thinking carefully
Would you like to play
Oh I've had a amazing time
in year 2



My Year Two Poem

Baking bread was great fun.
Crispy and soft.
Kneading dough patiently.
Like playing with clay.
Something new I've learnt.

The Great Fire of London.
Thrilling and scary.
Flames spreading quickly.
Like heat from the Sun.
Something new I've learnt.

The trip to Painshill Park.
Raining and muddy.
Fishing excitedly.
Like splashing in water.
Something new I've learnt.

By Alex

Year two, I love you, don't want to leave you.

Everyone shares, everyone cares, come come look what we can do!

Art of all colours burning away,

Running outside we love to play.

Times ticking away, the year goes so fast,

We learnt so much but had a blast!

Oh! If only this year would forever last!

By Georgie

poem

My favourite thing is math adding, subtract, divid, times, and reading books and that is it
by from Roanna



Year 2...

Year 2

Great and fun

Very friendly

As spectacular as chocolate

What a fantastic year!

I will miss my teacher

Year 2

Spectacular and great

Time goes quickly

As special as a star

Nothing is better then this!

BEST YEAR EVER!

By Violet in Matisse

Year 2

Year two was adventurous.

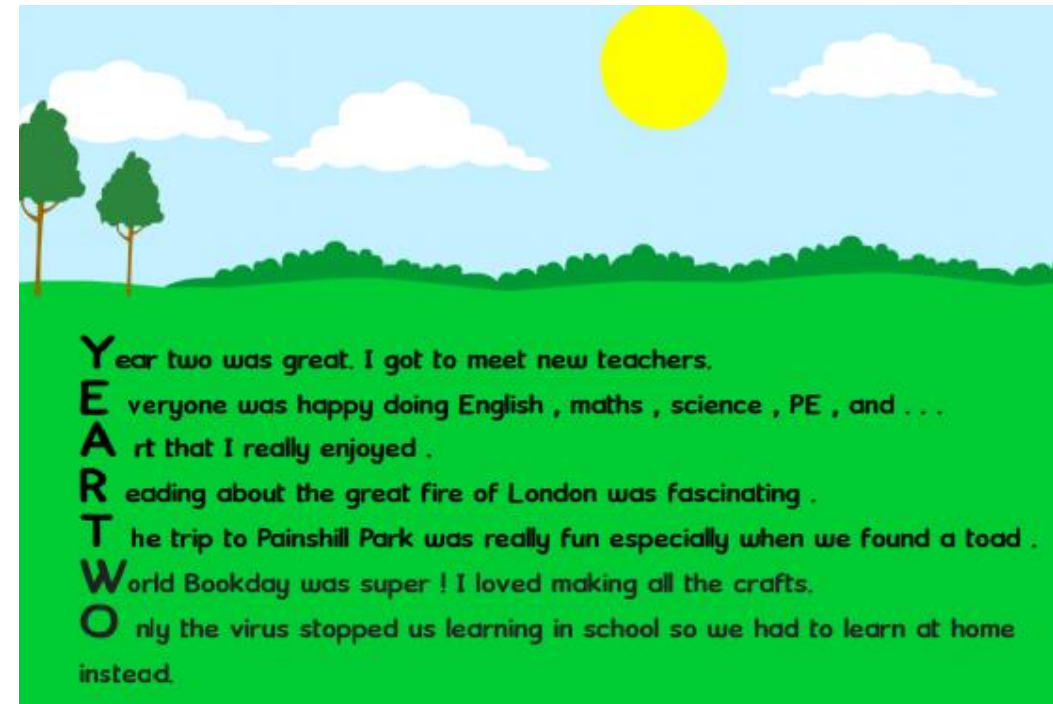

Every day I look in my class it feels like home.

As amazing as a party.

The best class teacher Miss Smee.

We are amazing!

One of the best classes!!



Year two was great. I got to meet new teachers.
Everyone was happy doing English , maths , science , PE , and . . .
Art that I really enjoyed .
Reading about the great fire of London was fascinating .
The trip to Painshill Park was really fun especially when we found a toad .
World Bookday was super ! I loved making all the crafts.
Only the virus stopped us learning in school so we had to learn at home instead.

By Aletheia

By Eme

1. In year 2 we made the great fire of London houses,
2. but we didn't finish them because of the terrible and crazy viruses.
3. On Sunday the 19th of January I went happily to the Monument with my family.
4. As we learnt about pudding lane I was exited to go on a journey there.
5. When we read about the great fire of London I wondered what it would be like in the 1666.

By Lula

Year 2 ...get ready for summer!

Enjoy your holidays and come back happy & healthy to learn and have fun in Year 3



Wellbeing Activity



Hi lovely Year 2

Try this Blue Peter challenge this summer:
Blue Peter's 6 Badges of Summer
6 Blue Peter Badges you can earn right now!
<https://www.bbc.co.uk/cbbc/joinin/six-badges-of-summer>

Happy holidays love Mrs Ramkissoon x



Hi lovely Year 2

I like to walk by the river at Kingston. Canbury Gardens is one of my favourite places to go - why don't you take a visit during your summer holidays.



Happy holidays love Mrs O' Connor x

Hi lovely Year 2

I love getting out into the open air during the summer holidays. It fills me with energy and makes me feel happy. Here are some of my favourite places to go:
Hampton Court Park
Bushy Park
Richmond Park
Ham House

<https://www.nationaltrust.org.uk/ham-house-and-garden>

Happy holidays love Mrs Whooley x



Hi lovely Year 2

I love to read in the summer holidays. I find a cool place in the garden and relax...my favourite books are 'Mog the forgetful cat' and 'Six-Dinner Sid'

Happy holidays love Treacle (Mrs Ramkissoon's cat)



Hi lovely Year 2

I like to go for a swim on a hot day. Maybe you could get your paddling pool out (if you have one.)

Happy holidays, love Albus x

Useful resources over the summer holidays:

<https://swlondonccg.nhs.uk/your-health/mental-health/covid19-resource-hub/>

<https://www.kingathelstan.kingston.sch.uk/covid-19-updates/emotional-health-service-resource-pack-for-parentscarers/>

Wellbeing Activity

**WORRIED?
NEED TO TALK?**

Call Childline on
0800 1111



childline
0800 1111
0800 1111
0800 1111

It's free, you don't have to tell us your name – and we're here to talk all day and night, whatever your worry.

Dear King Athelstan children,

Over the summer holidays it is important that you keep yourself safe.


If you are worried about something and feel you can not discuss it with your family or another adult you know, please remember that you can phone

Childline : 0800 1111

It is a free call and you don't have to give your name, if you don't want to.

Childline will listen to you and help you.

Stay safe and well this summer.



Goodbye Year 2...Hello Year 3!

Have a go at finishing off the sentences inside the stars. You could create your own poster with them on or, if you have a printer, print off this slide and fill them in. Keep thinking positively. You are all stars!

Have a wonderful summer break and we all look forward to seeing you in September.



This week, your sounds to practise are:

Phonics



mouse in the house

(nurse, noise, purse, please, horse)

https://www.spellzone.com/word_lists/list-957838.htm

https://www.spellzone.com/word_lists/look-say-cover-write-check-957838.htm

https://www.spellzone.com/word_lists/games-957838.htm



whisk whisk

(whisper, white, while, whale, when)

<https://www.youtube.com/watch?v=GO3UxDydumA>

<https://www.phonicsplay.co.uk/resources/phase/5/buried-treasure>

Phase 5, +wh

https://www.spellzone.com/word_lists/list-100.htm

https://www.spellzone.com/word_lists/look-say-cover-write-check-100.htm



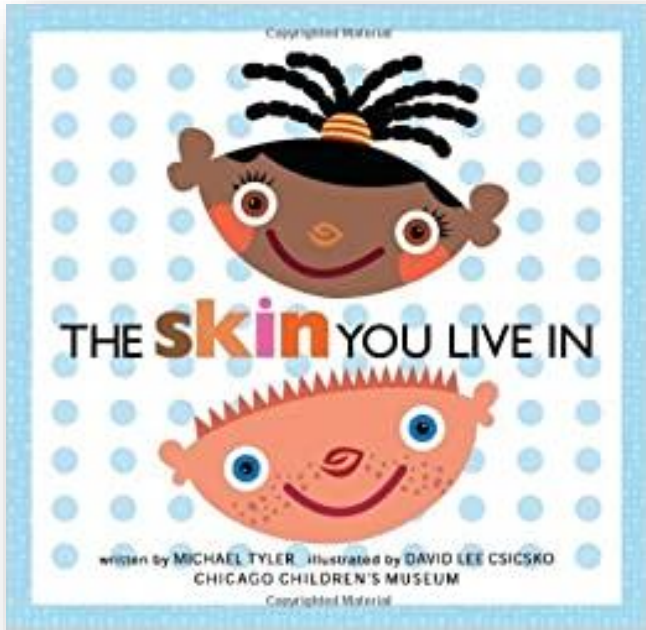
calm palm tree

(almond, calf, half, balm, balmy)

<https://www.spellzone.com/unit10/page7.cfm>

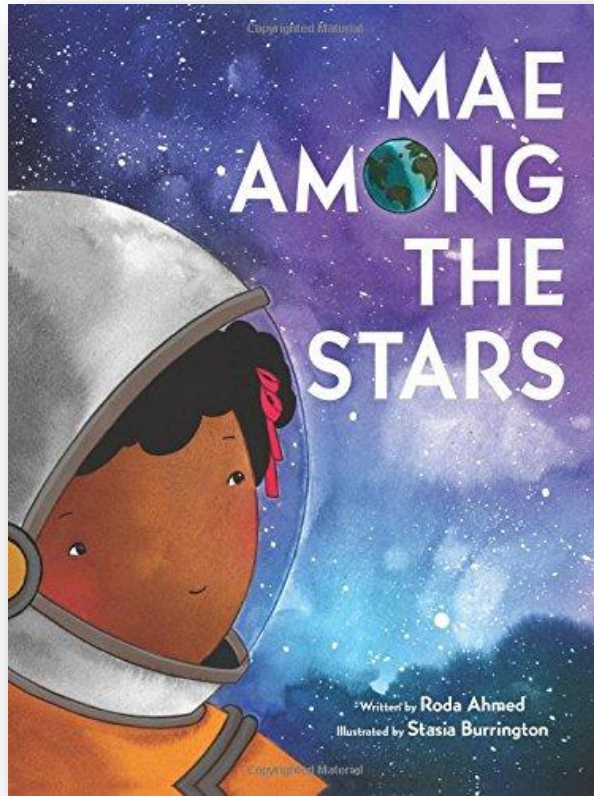
play	rain	cake	bacon	eight	see	tea	honey	baby	alien
tight	smile	tie	sky	wild	zoo	chew	huge	rescue	fruit
twirl	nurse	letter	worm	learn	phone	goat	snow	toe	
porch	dawn	walk	Paul	chores	grass	house	fence	city	listen
net	tennis	gnome	knight	egg	head	cat	kangaroo	school	clock
sure	ear	deer	chips	fetch	three	worm	whisk	spoil	boy
fair	bear	care	look	push	jump	giraffe	fudge	orange	
orange	wasp	insect	crystal	shout	cow	robot	cherry	wrote	
shark	chef	attention	delicious	flower	photo	huff	mummy	numb	
leg	spell	turtle	pencil	mammal	vowel	car	palm	bath	

Audio Books For Free




<https://www.youtube.com/watch?v=lzCxQmh-x8A>

<https://www.youtube.com/watch?v=bzmfdqyBqT8>



Becks reading Don't Eat the Teacher!

<https://www.kingathelstan.kingston.sch.uk/covid-19-home-learning/story-time/story-time-videos-20-7-20/>



Click here to get started



<https://www.kingathelstan.kingston.sch.uk/covid-19-home-learning/story-time/story-time-videos-20-7-20/>



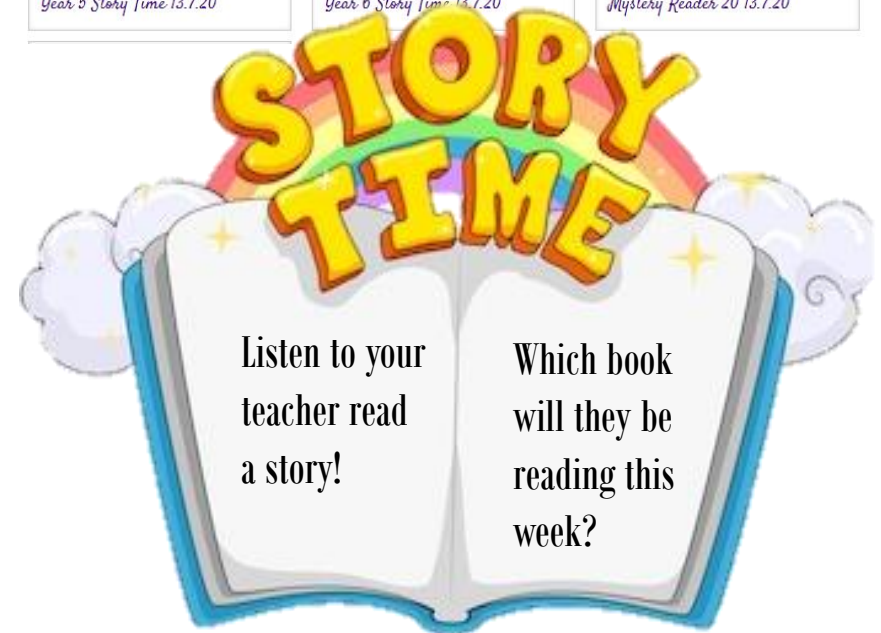
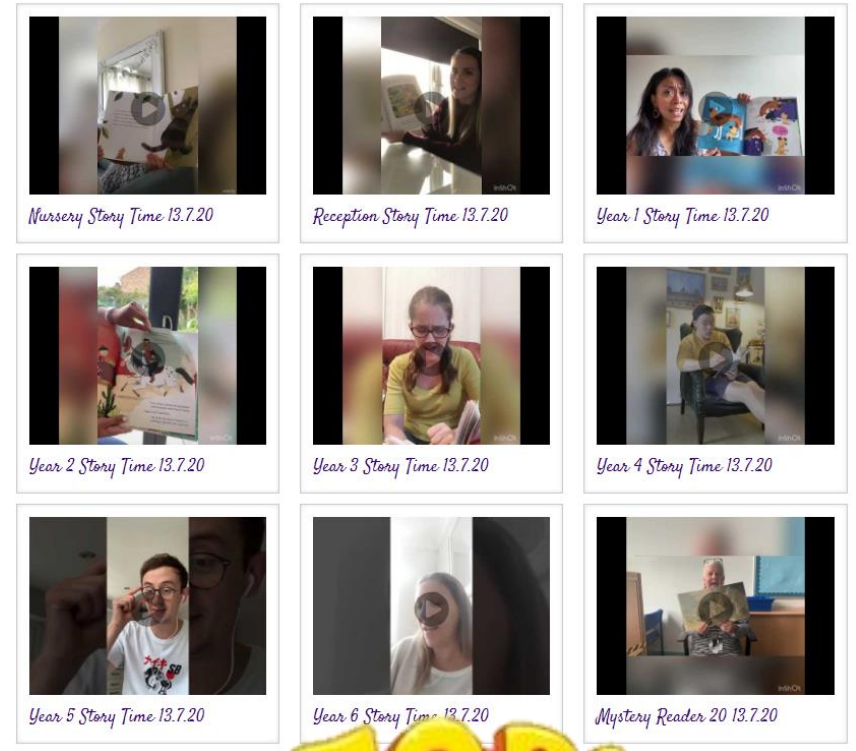
There are over 100 Story Time videos on the school YouTube channel.

Please go to the school website:

<https://www.kingathelstan.kingston.sch.uk/covid-19-home-learning/story-time/>

or search King Athelstan on YouTube to view them!

<https://www.youtube.com/channel/UCEuHtSqtBWlaAnsKKUvh3AA/videos>



COASTAL HOLIDAYS *Reading Activity*

It's time for a holiday on the coast, where the land meets the sea.

On the island of the United Kingdom, we are surrounded by the sea. We are spoilt for choice for places to visit on the coast for a much needed holiday. COASTAL HOLIDAYS have lots of fantastic deals this year. Keep reading to find some ideas for your trip...

BLACKPOOL from £60 per person

Blackpool is one of the best loved seaside towns in the UK. Come and build sandcastles on the beach and paddle in the sea. Stay at The Pool Inn or Sandy Hotel and relax in our comfy rooms.

Email us at:
blackpool@coastalholidays.co.uk for more information.



CORNWALL from £67 per person

Come to Cornwall for an adventure! Look at the sea from the cliffs or the lighthouse. Stop at our Coastal Cottages for a cosy, family holiday. You won't want to go back home again!

Email us at:
cornwall@coastalholidays.co.uk for more information.




Call us on...

0800 1234 5678

and book your COASTAL HOLIDAY today!

Questions on the next page





Reading and Writing Activity



1. What is a coast?

.....
.....

2. Which coastal holiday would you most like to go on?

.....

3. What does UK stand for?

.....

4. Which holiday is the cheapest deal?

.....

5. Have you ever been to the coast before? If so, what was it like? If not, what do you think it would be like?

.....
.....

6. Why do you think the brochure has pictures?

.....
.....

7. What is the slogan for Coastal Holidays?

.....
.....

8. Why do you think the writer has used short sentences in small boxes instead of writing lots of text?

.....
.....

The Reading Agency and Libraries Present



SILLY SQUAD

Summer Reading Challenge 2020



<https://summerreadingchallenge.org.uk/>

Don't forget to check out this year's Summer Reading Challenge.

The Summer Reading Challenge, presented by The Reading Agency, is delivered in partnership with public libraries and funded by Arts Council England. The Challenge encourages children aged 4 to 11 to enjoy the benefits of reading for pleasure over the summer holidays, providing lots of fun as well as preventing the summer reading 'dip'.

Each year the Challenge motivates over 700,000 children to keep reading to build their skills and confidence.

This year, the Summer Reading Challenge's Silly Squad will celebrate funny books, happiness and laughter. Children taking part in the Challenge will join the Silly Squad, an adventurous team of animals who love to have a laugh and get stuck into all sorts of funny books!

With the disruption caused by Covid-19 and the impact of social distancing on schools and public libraries, the 2020 Challenge will launch in a new digital format designed to keep children engaged and interested in reading. The Challenge will run from 5 June to mid-September.

The Summer Reading Challenge website is free to access and features games, quizzes and downloadable activities that incentivise and encourage children to take part in reading related activities. Although public library buildings are closed, libraries will continue to deliver the Challenge through virtual services and e-lending platforms.

Visit your local library website to find out how you can access eBooks, audiobooks, comics and magazines for free that you can use to complete the Challenge at home.

If you can't access the library challenge, why not have a go at this one...



Summer Reading Challenge!



Just tick off each task when you complete it.

Good Luck!



Read in an unusual place. <input type="checkbox"/>	Read outside. <input type="checkbox"/>	Read a book with an animal in it. <input type="checkbox"/>
Read to someone older than you. <input type="checkbox"/>	Read a nonfiction book or text (newspaper, cereal box, magazine). <input type="checkbox"/>	Read to someone younger than you. <input type="checkbox"/>
Read in bed. <input type="checkbox"/>	Read to your favourite toy. <input type="checkbox"/>	Read a website. <input type="checkbox"/>
Read a poem. <input type="checkbox"/>	Read in a silly voice. <input type="checkbox"/>	Read on a journey (in the car, on a bus, on a train). <input type="checkbox"/>
Read a story over Zoom! <input type="checkbox"/>	Read a book with pictures in it. <input type="checkbox"/>	Read upside-down. <input type="checkbox"/>

The Mystery of the Sandcastle Stamper Game

Maths Activity

Information



The beach at Oyster Bay has an annual sandcastle competition every summer. Everyone gets very creative and whole families spend hours on the beach building their sandcastle works of art.

The competition will be judged by the Mayor of Oyster Bay and first prize is a fish supper from Our Plaice Fish Bar every week for a year!

However, by lunchtime on the day of the competition, disaster has struck. Someone has stamped on all of the sandcastles and destroyed the beautiful structures before they could be judged!

There had been a children's party on the beach front, that morning. Here are the details of the children who were there.

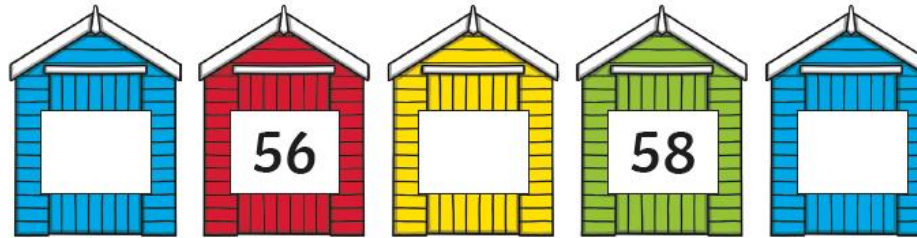
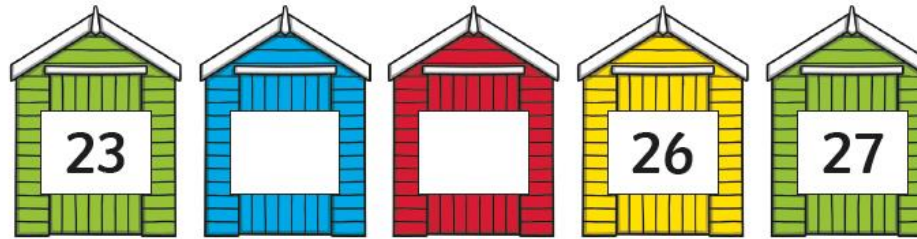

Your task is to solve the clues and work out who the Sandcastle Stamper is!



Name	Male or Female	Age	Sunglasses	Shoe Size	Liked Strawberry Ice Cream
Francine	F	9	yes	3	no
Davey	M	7	yes	2	no
Tamasz	M	7	yes	1	yes
Mairéad	F	8	no	3	yes
Ellie-May	F	7	no	2	yes
Seb	M	8	no	2	no
Lenny	M	7	yes	4	yes
Joanna	F	8	no	2	no
Karim	M	7	yes	2	no
Stephen	M	6	no	1	yes
Freya	F	8	yes	2	yes
Sean	M	7	yes	2	yes
Ben	M	9	yes	2	yes
Nancy	F	8	no	1	no
Euan	M	7	no	3	no

Clue 1

Fill in (or write down)
the missing numbers on
the beach huts.
If you fill in more odd
numbers than even
numbers, the sandcastle
stamper is male.



★ The sandcastles
stamper is
male/female.

Clue 2

Work out the equations, then colour in (or write down) the correct answers in the box below. Rearrange the words to make a sentence to solve the next clue.



$$+ 10 = \square$$



$$+ 6 = \square$$



$$+ 7 = \square$$



$$+ 18 = \square$$



$$+ 9 = \square$$



$$+ 17 = \square$$

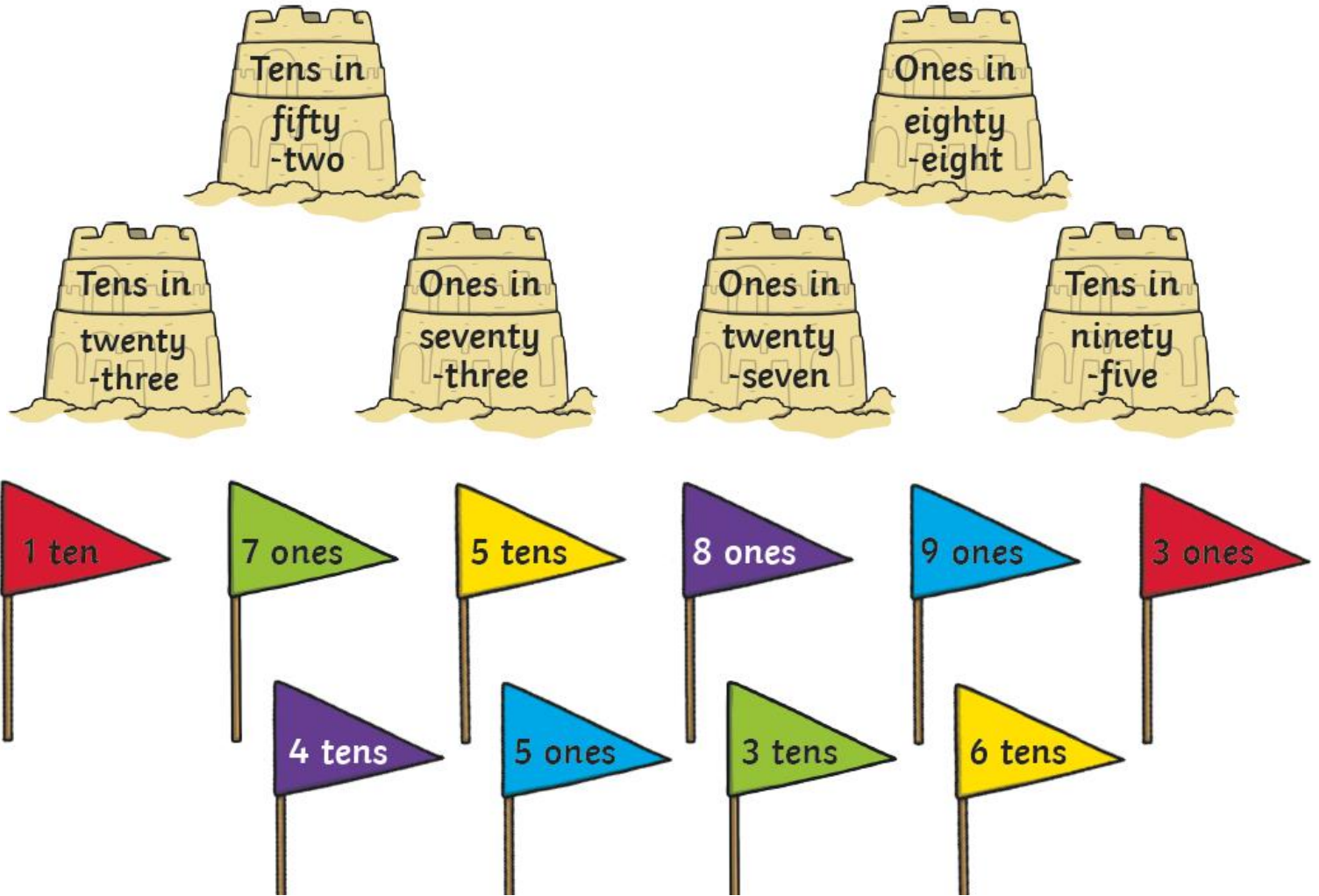
18	15	13	11	19	16
found	nine	jumper	seven	eight	was

17	14	12	8	20	6
girl	age	sun	flags	an	more

Clue 3

Match the sandcastles to the flag showing the correct numbers of tens or ones. Be careful – some of them don't have a match!


Colour in (or write down) the answers in the table and unscramble the words to solve the clue!



5 tens	1 one	3 ones	6 ones
sunglasses	not	were	ice cream
8 tens	7 ones	9 ones	8 ones
there	broken	smashed	found

Clue 4

Work out the change from £1 when you buy these items from the beach shop to solve this clue. Put the answer in the empty boxes at the end (or write them down). Colour (or write down) the answers in the table and solve clue number four!



72p	60p	22p	32p	88p	66p
was	didn't	sand	like	strawberry	lolly
55p	81p	68p	18p	49p	33p
ice cream	wrapper	found	naughty	on	the

Clue 5

A shoe print was discovered on one of the sandcastles. Solve the next clue to work out what size shoe the sandcastle stamper was wearing. Work out the missing numbers to these equations.



$$8 + 6 = \square$$



$$\square - 11 = 9$$



$$5 \times 2 = \square$$

$$3 + \square = 15$$



$$\text{Double } 9 = \square$$



$$16 - \square = 10$$



Look at all the answers you have filled in. What times table are they all multiples of? That is the size of shoe worn by the sandcastle stamper!

Have you worked out who the sandcastle stamper is? The answer is on the next page...

Answer

The sandcastle stamper is....
Sean!



































30 Day Maths Challenge




© The Mum Educates

<p>Count how many pair of shoes you have.</p> <p>Day 1 </p>	<p>Learn and write the properties of 2 different 2D shapes.</p> <p>Day 2 </p>	<p>Walk to the park. How long does it take you to reach the park?</p> <p>Day 3 </p>	<p>Clean your room daily for one week and write down the times.</p> <p>Day 4 </p>	<p>How fast can you say and write numbers 1 - 100? Ask an adult to time you.</p> <p>Day 5 </p>
<p>Measure your sibling's height.</p> <p>Day 6 </p>	<p>Go to the park and find twigs. How many did you find?</p> <p>Day 7 </p>	<p>Play your favourite game with your family and see who scores the most points.</p> <p>Day 8 </p>	<p>Compare the weights of your family. Find the difference between the lightest and heaviest person.</p> <p>Day 9 </p>	<p>Get two coins from each person in your house. Calculate how much money do you have?</p> <p>Day 10 </p>
<p>Bake a pizza with your mum and share it equally with your sibling.</p> <p>Day 11 </p>	<p>Grab a packet of biscuits. Share one quarter with your sibling or friend.</p> <p>Day 12 </p>	<p>Find a five-sided shape in your house. Write the name of the shape.</p> <p>Day 13 </p>	<p>Make a tally chart of the favourite fruit of your family.</p> <p>Day 14 </p>	<p>Look for your favourite toy online. Compare the prices to find the best deal.</p> <p>Day 15 </p>
<p>Find a cube in your house and then write its properties.</p> <p>Day 16 </p>	<p>Estimate weight of watermelon in kg. Ask a grown-up to weigh it.</p> <p>Day 17 </p>	<p>Make two different patterns using blocks.</p> <p>Day 18 </p>	<p>Find a 3D shape that does not stack. Explain your answer.</p> <p>Day 19 </p>	<p>Hang a wet towel outside. How much time did it take to dry?</p> <p>Day 20 </p>
<p>Learn 10s times table and then write it down.</p> <p>Day 21 </p>	<p>Learn how many hours and minutes are there in one day.</p> <p>Day 22 </p>	<p>Read 3 books and then add the number of pages you have read.</p> <p>Day 23 </p>	<p>What is 27 less than 50? How do you know?</p> <p>Day 24 </p>	<p>Collect 40 objects around the house. Put them in the groups of 5 and then skip count in 5s.</p> <p>Day 25 </p>
<p>Learn to tell the time to o'clock and half past.</p> <p>Day 26 </p>	<p>Learn to add numbers using a number line.</p> <p>Day 27 </p>	<p>Make a meal for your family and then work out the cost of a meal per person.</p> <p>Day 28 </p>	<p>Make the biggest number with digits 5, 0 and 9.</p> <p>Day 29 </p>	<p>Make a bar chart showing the average daily temperature of your city.</p> <p>Day 30 </p>

How many of these can you do over the holidays?

Science - What Am I?



Last week's was basalt !!!!

Basalt is a dark coloured igneous rock formed by the cooling and hardening of very hot molten lava or magma when a volcano erupts. It is usually fine-grained because it cools very quickly on the Earth's surface.

Summer Challenge

Can you take a picture of an object up close. Try taking your own microscopic picture, and then share them with your class in September.

You might do this outside on walks and in the local area.



Music Activity



It's quiz time!

This week have a go at a music quiz.

Can you guess the children's film these songs are from?



You could work together as a team at home or compete with your friends on Zoom!



https://www.youtube.com/watch?v=jGqrn_Fz44

Or try one of these – they are all Disney movies.



https://www.youtube.com/watch?v=9QeK2fDO_fA

<https://www.youtube.com/watch?v=2ChrRWq7fmQ>

If Disney is not your thing, you could make up your own quiz at home.

Take it in turns to try humming a tune for your family to guess – this is actually really tricky but lots of fun!



Physical Activity



Dance

- This week you will be creating a movement phrase that illustrates a feeling.
- It should consist of a sequence of movement or actions.

Key Points:-

- Use movement qualities to portray the feeling.
- Travel, jump, turn.
- Gestures and facial expressions.

Simon says.....

- Simon says be happy.
- Simon says be sad.

Challenge

- What else could Simon say.

Remember

- Be creative.
- There are no right or wrong answers.
- Enjoy yourself.



Gymnastics - Shapes

- Create different gymnastics shapes.

Here are some examples:-


- Arch.
- Tuck (crouched).
- Tuck (lying down).
- Straight pencil.
- Straight lying down.



Challenge

- There are so many different shapes you can demonstrate, think of 5 more shapes and perform these to a sibling or parent/carer.

Hi guys, I hope my slides are helping you stay active! Hopefully see you all soon!
Mr McLaughlin



Art Activity

Junk modelling

This week empty the recycling and get creative!



Bottle rockets



Robots



**Toilet roll
fairy houses**

I am not an egg box.....



...I'm a caterpillar!



For a challenge, you could have a go at making a model with moving parts or an object that can be used for something.



...I'm a fire engine!

<https://www.netmums.com/activities/top-junk-modelling-ideas-for-kids>

<https://artscraftsymom.com/things-to-make-with-cardboard-boxes/>

...I'm a penguin!

