

Dear Matisse and Hockney Class,

I can't believe that I have been at King Athelstan for almost a whole term! The time has gone so quickly! It has been lovely to meet some of you and your families over this time and I can't wait to see everybody back together again in September.

I have had the pleasure of reading some of your reports over the last few weeks and have been really pleased with your progress and achievements. I have also been helping the teachers plan a lively and enjoyable curriculum for your return in September and I can't wait to hear all about the amazing learning you have been doing at home. Remember you can still enrol in the Summer Reading challenge at:

<https://summerreadingchallenge.org.uk/>.

I have been reading a really gripping book called 'Odd and the Frost Giants'. It is about a Viking boy called Odd, who goes on an adventure in the wild and finds three talking animals that are actually gods: Odin, Loki and Thor. This is a wonderfully wintry, magical, mythical story and is a fantastic read for fans of the Norse myths. I wonder what you are reading at the moment?

On Friday and next Tuesday we will be saying goodbye to our children in Year 6 - 'Our Class of 2020'. A new adventure lies just around the corner as you start your new secondary schools. We will miss every single one of you! Hold on to your butterfly dreams and thank you for making me feel so welcome this term.

Have a great week everyone and look after each other.

From Mrs Mastrocola

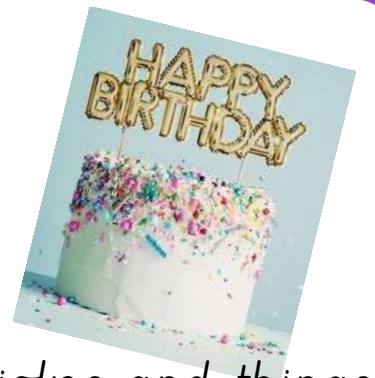


To Matisse Class,

First I would like to say....

Happy Birthday to Livia, Eddie, Grace, who have had birthdays recently!

This week it is Ilyas and Jihane's birthday! So Happy Birthday!



It has been lovely spending more time with you all on Zoom and I've loved hearing the jokes and things you have been up too. Lots of you mentioned that you were getting bored; try and think about setting yourself a daily challenge. Maybe think about developing a skill, like catching or skipping.


On Wednesday, you will see Mrs Williamson over Zoom, which is super exciting. Try to think of some questions you can ask her about Year 3 or maybe write her a letter telling her about yourself.

This week, I have mainly been at school, teaching my bubble. It has been fun being back at school but it is not the same without having all of you. Over the weekend, I went on my first shopping trip with my mum and we bought lots of exciting things for our house. It was nice to get out of the house and look around in the shops (socially distanced).

This week, I can't wait to read your poems about Year 2. I look forward to speaking to you all on the phone again. Look out for me on the story time videos, as it's mine this week!

Have a lovely week, missing you all! Stay Safe!

Miss Mattarova x



To Hockney Class,

It was lovely to see your wonderful faces on Zoom again and to have a catch up over the phone. I have been missing you all so much! I enjoy hearing about the activities you complete and all the fun you are having. You are all absolute superstars and I couldn't be prouder! Don't forget to Zoom with Miss Sarton on Wednesday!

Last week, I was busy in school. On Thursday, after school, I went out for dinner for the first time! I visited my favourite Italian restaurant (the food was delicious). It was slightly strange at first, but I soon got used to it. On the weekend, I visited Kew Gardens. It looked beautiful as always. I enjoyed admiring the flowers and visiting somewhere I hadn't been for a while. Because I visited in the evening, it was quite quiet (which was nice). I also went to my Nan's to walk her dog and whilst I was there I picked some of the fruit from her garden. She had strawberries, blackcurrants and tayberries which were ripe and ready to eat - yum!

I hope you all have a lovely week and I look forward to speaking with you all on our next phone call! I can't wait to hear about what you got up to on the weekend and the activities you have taken part in. Let me know what book(s) you would recommend from this week - I love hearing about them. Keep up all of the fantastic work and don't forget to email the school or upload your poems to J2e by Thursday.

Speak to you soon!

Miss Smee xxx



Some pictures from
Kew Gardens



Fruit from my
Nan's garden



Wellbeing Activity





Year 2 - Now is the time of year when you start to think about saying *Goodbye* to your Year 2 teacher and *Hello* to your new Year 3 teacher. This year things are a bit different, but many things will stay the same. When you move up to Year 3 think about all the fun things that you will learn.

Design a **Year 3 POSITIVE CLOUD** and fill it with all the things you are looking forward to in September!

What have you enjoyed in **Year 2**?
Make a **GRATITUDE SUN** and fill it with happy, grateful feelings about the past year.

Remember - although some things will change when you move up to your new class, many things will stay the same. Your new teachers are really looking forward to getting to know you 😊






WEDNESDAY

15th

JULY

Pick up and drop off!

For those of you not in school, don't forget that Wednesday the 15th July is the day that your parent or carer needs to come to school to drop off the books and resources you borrowed during lockdown and to pick up any belongings you left at school like P.E kits. If you are attending school in a bubble you can do this any day that you are in school.



	Please come in your surname slot				
Time	9am – 10am	10am – 11am	11am – 12pm	12pm – 1pm	1pm – 2:00 pm
Surname	A – E	F – J	K – O	P – U	V – Z



This week, your sounds to practise are:

Phonics



snail in the rain

(train, paint, jail, Spain, drain)

<https://www.youtube.com/watch?v=vzDqKXOQGTU>

<https://www.phonicsplay.co.uk/resources/phase/2/picnic-on-pluto>

Phase 3, +ai

<https://www.phonicsplay.co.uk/resources/phase/2/buried-treasure>

Phase 3, +ai



alien movie

(shield, pixie, field, mischief, thief)

https://www.spellzone.com/word_lists/list-133.htm

https://www.spellzone.com/word_lists/look-say-cover-write-check-133.htm

https://www.spellzone.com/word_lists/games-133.htm



goat on a boat

(toast, roam, float, soap, toad)

<https://www.youtube.com/watch?v=XYQ4V6hpN48>

<https://www.phonicsplay.co.uk/resources/phase/2/picnic-on-pluto>

Phase 3, +oa

<https://www.phonicsplay.co.uk/resources/phase/2/buried-treasure>

Phase, +oa

play	rain	cake	bacon	eight	see	tea	honey	baby	alien
tight	smile	tie	sky	wild	zoo	chew	huge	rescue	fruit
twirl	nurse	letter	worm	learn	phone	goat	snow	toe	
porch	dawn	walk	Paul	chores	grass	house	fence	city	listen
net	tennis	gnome	knight	egg	head	cat	kangaroo	school	clock
sure	ear	deer	chips	fetch	three	worm	whisk	spoil	boy
fair	bear	care	look	push	jump	giraffe	fudge	orange	
orange	wasp	insect	crystal	shout	cow	robot	cherry	wrote	
shark	chef	attention	delicious	flower	photo	huff	mummy	numb	
leg	spell	turtle	pencil	mammal	vowel	car	palm	bath	

The /j/ Sound

Spelling Rules

-ge

If the /j/ sound comes
after a long vowel OR
a consonant comes
before the /j/ sound
spell it with -ge

-dge

If the /j/ sound comes
after a short vowel
spell it with a -dge

https://www.youtube.com/watch?v=uXA3Pfe_4Qc



Task: Complete the words by adding -ge or -dge.

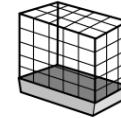
I love eating fu_____ because it is sweet.



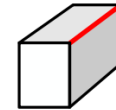
Goldilocks loves porri_____.



We keep our parrot in a ca_____.



Tom walked along the e_____ of the mountain.



There is a lar_____ chocolate bar in the kitchen.



To keep food cool, put it in the fri_____.



I saw a hu_____ bee on a flower.



My cat disappeared under the he_____ in my garden.



Noun or Verb

The two types of nouns
Common nouns
 These are the names of things (places or objects).
Proper nouns
 These are the names of a particular person, place or thing. They always begin with a capital letter.

Verbs
 A verb is a word used to describe an action, state or occurrence.
 Verbs can be used to describe an action, that's doing something.

1. Sort the words into the table.


Noun	Verb

car wash sliding taking giraffe shouted
 video games muttering planets queen
 Slurping tap shoes burst

SPAG Activity




2. Write down two verbs and two nouns for each picture.



Verb: Noun:


Verb: Noun:



Verb: Noun:

Verb: Noun:

3. Filip is thinking of a word.



My word has 5 letters. It can be used as a verb and a noun.

What could Filip's word be?
 Find 3 answers.

A. B. C.




Reading Activity



All About... The Fox

Foxes are a member of the dog family, and are found throughout the United Kingdom. Though they are like dogs, they are only a little bit bigger than most cats. The male fox is called a dog and a female fox is called a vixen.



Amazing Facts

Foxes have brilliant hearing. They can hear something as quiet as a watch ticking, from 30 metres away! This would be like hearing someone whisper from across the playground. As well as having great hearing, they can run really fast. They can run up to 30 miles per hour, which is really fast.



Did you know?

They are mammals, which means they have warm blood and fur. Even though they are nocturnal (move around and eat at night), they can be seen during the day. They like to sunbathe.

What do foxes eat?

Foxes are carnivores, which means they eat meat, but they will eat berries off bushes and even look in rubbish bins for leftovers. Baby foxes, called kits, drink milk from their mothers before they start eating more usual foods like worms! Foxes will also hide food to come back and eat later.

Where do they live?

Foxes are found in all sorts of places, or habitats. They live with other foxes in dens in the countryside but will also make their homes in towns and cities. You might spot one if you are out on a dark night.



Photo courtesy of Mrs Airwolfhound (@flickr.com) - granted under creative commons licence - attribution

Questions on the next page



Reading Activity



1. Foxes are only a little bit bigger than what animal?
2. What is a female fox called?
3. How fast can foxes run?
4. Name two places you might find a fox.
5. Name two things that a fox might eat.
6. From how far away can a fox hear a ticking watch?
7. What does nocturnal mean?
8. How do we know foxes are mammals?



Audio Books from King Athelstan




One of this week's mystery readers is Mrs Jordan reading 'Farmer Duck' by Martin Waddell.



<https://www.kingathelstan.kingston.sch.uk/covid-19-home-learning/story-time/story-time-videos-13-7-20/>

click here to get started

This week, Miss Mattarooa is reading 'Hey Granddude' by Paul McCartney.



<https://www.kingathelstan.kingston.sch.uk/covid-19-home-learning/story-time/story-time-videos-13-7-20/>

click here to get started


Last week's story time was Mrs Williamson reading 'Open Very Carefully - A Book With Bite' by Nick Bromley.



<https://www.kingathelstan.kingston.sch.uk/covid-19-home-learning/story-time/story-time-videos-2/>

click here to get started

This week's story time is Miss Sarton reading 'Horrid Henry's Sizzling Summer' by Francesca Simon.



<https://www.kingathelstan.kingston.sch.uk/covid-19-home-learning/story-time/story-time-videos-13-7-20/>

click here to get started

Fluent in 5

Remember to show your workings

$$6 \times \underline{\quad} = 30$$

$$7 \times 2 =$$

$$18 + 76 =$$

$$4 \times 10 =$$

$$12 \text{ divided by } \underline{\quad} = 2$$

$$90 \text{ divided by } 10 = \underline{\quad}$$

$$\frac{1}{4} \text{ of } 40 =$$

$$2 \times 9 =$$

$$11 + 33 =$$

$$17 + \underline{\quad} = 20$$

$$45 - 12 =$$

$$5 \text{ tens} + 8 \text{ ones} = \underline{\quad}$$

$$9 \times 5 =$$

$$8 + 7 + 2 =$$

$$77 - 36 =$$


$$8 \text{ tens} - 2 \text{ ones} = \underline{\quad}$$



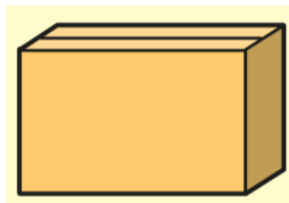
What time is Terri thinking of?
Draw the correct time on the clock face.



The hour hand is pointing between 9 and 10.
The minute hand is pointing to the 6.



A machine fills one box every minute.
How many boxes does it fill in half an hour?



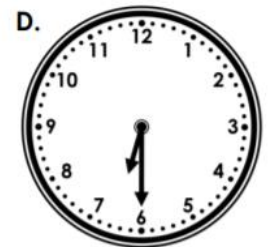
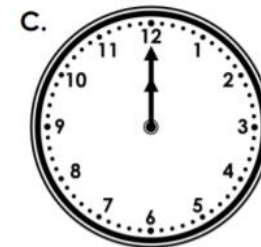
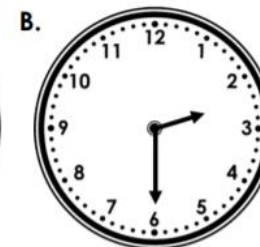
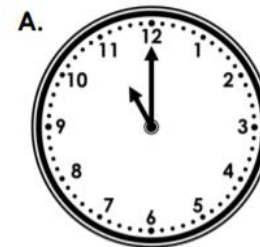
Maths Activity



Classroom Secrets



Match each clock face to the correct time.



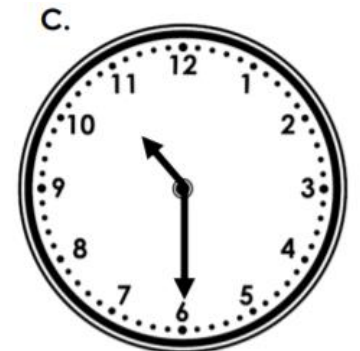

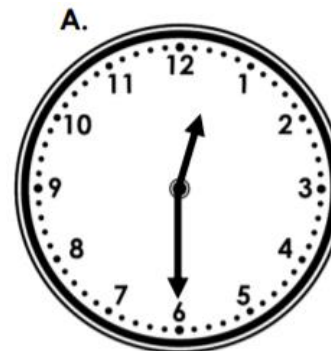
12 o'clock

half past 6

11 o'clock


half past 2

Amy thinks all of the clocks below show half past the hour.
Is she correct?





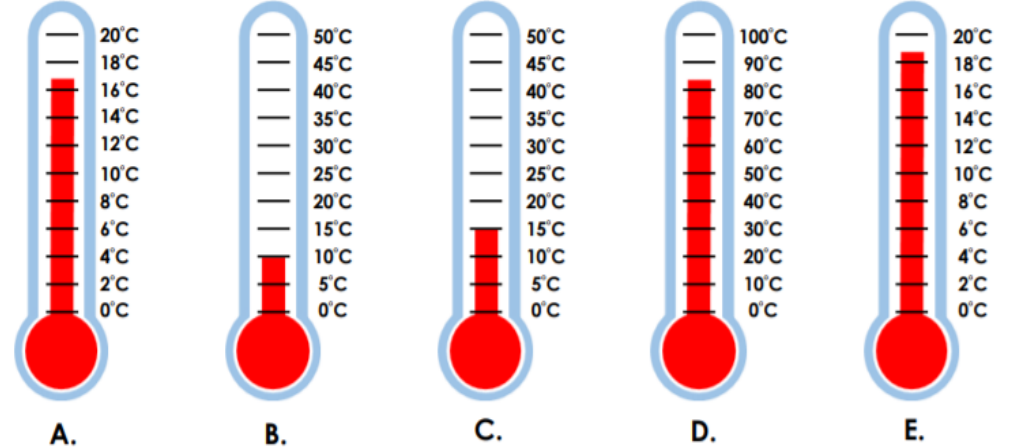
Lesson 2 - Temperature



Please note!

This week we would like you to focus on temperature. Maybe keep a temperature diary for the week. Please only complete lesson 2 on 'White Rose Hub'. Questions on the next page.

Order the temperatures from lowest to highest.

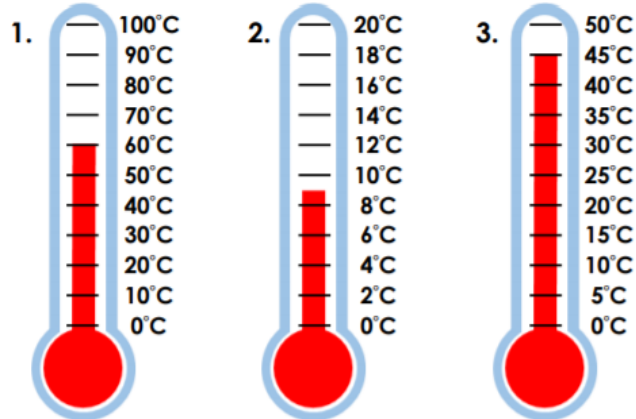


Match the thermometer with the correct statement.

A. The temperature is not the highest or lowest.

B. The temperature is an even number.

C. The temperature is less than 10°C.



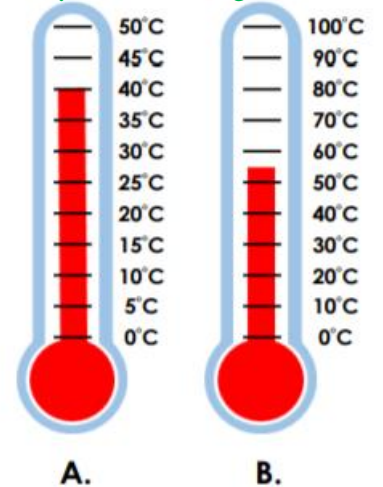
Luna and Nora are comparing thermometers. Who do you agree with? Explain why.



A has a higher temperature because the red line is longer.



B has a higher temperature because 55°C is greater than 40°C.






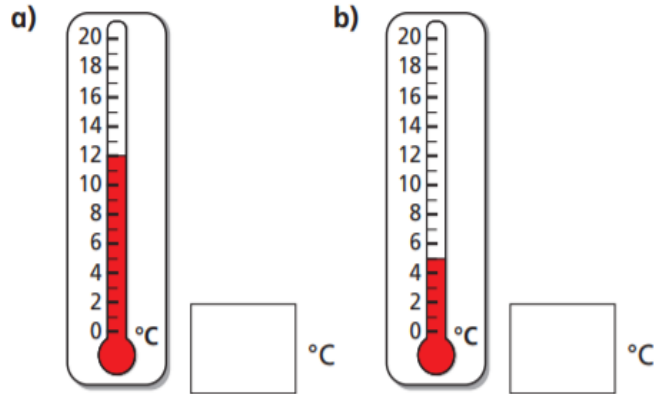
Find more worksheets on <https://www.kingathelstan.kingston.sch.uk/covid-19-maths/year-2/>

Lesson 2 - Temperature

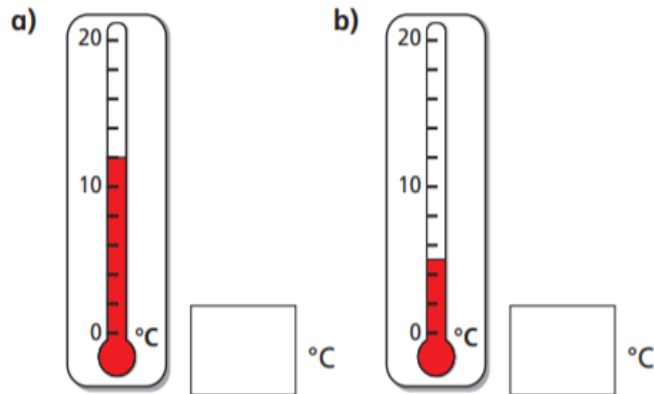
<https://whiterosemaths.com/homelearning/year-2/>



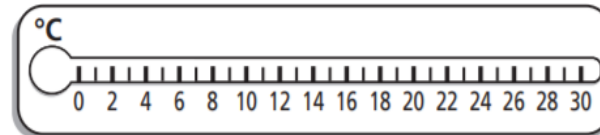
1 Write the temperature shown on each thermometer.



2 Write the temperature shown on each thermometer.

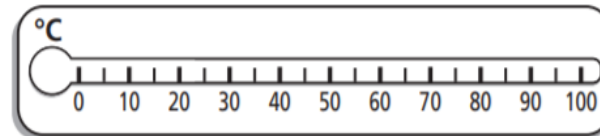


3 Draw an arrow to each temperature on the thermometer.



10° 17° 29°

4 a) Draw an arrow to each temperature on the thermometer.



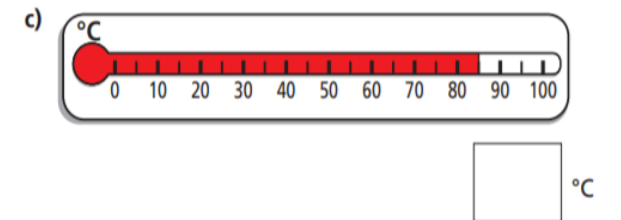
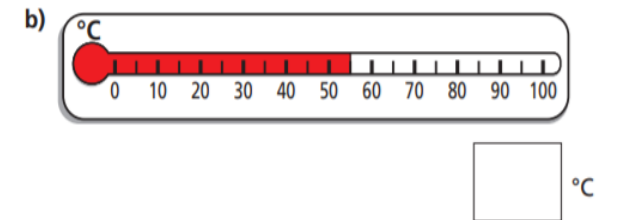
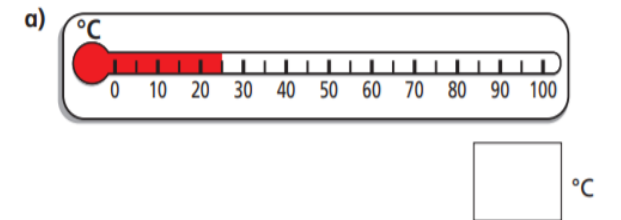
85°C 60°C 35°C

b) Where would you label 99°C on the thermometer?

5 Put these temperatures in order from coldest to hottest.

26°C 43°C 19°C 7°C

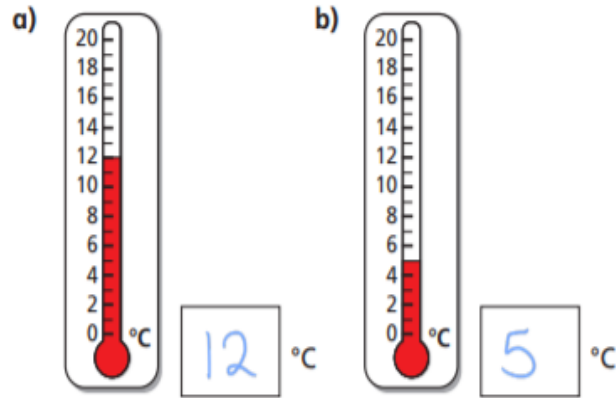
6 Miss Trent is boiling some water. She measures the temperature at different times. Write the temperature of the water each time.



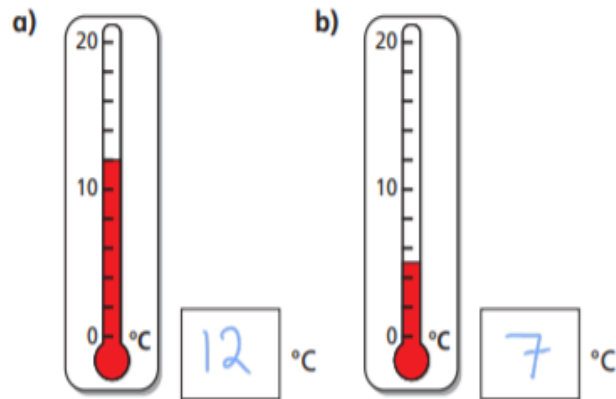


Lesson 2 - Temperature

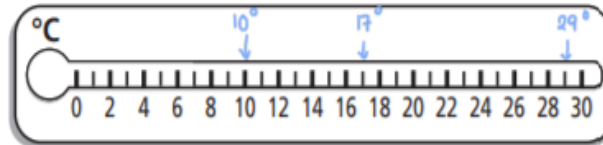
1 Write the temperature shown on each thermometer.



2 Write the temperature shown on each thermometer.

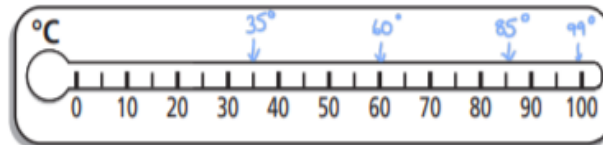


3 Draw an arrow to each temperature on the thermometer.



10° 17° 29°

4 a) Draw an arrow to each temperature on the thermometer.



85°C 60°C 35°C

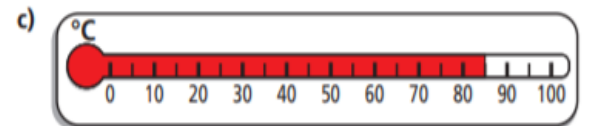
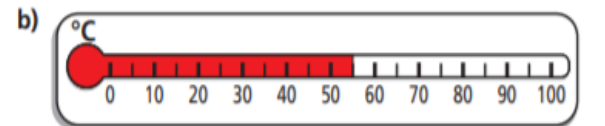
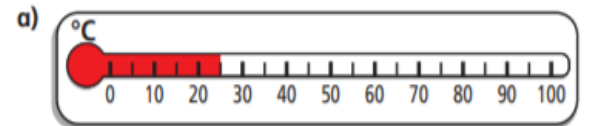
b) Where would you label 99°C on the thermometer?

5 Put these temperatures in order from coldest to hottest.

26°C 43°C 19°C 7°C

7°C 19°C 26°C 43°C

6 Miss Trent is boiling some water. She measures the temperature at different times. Write the temperature of the water each time.



Find all the answers on <https://www.kingstonschools.co.uk/covid-19-maths/year-2/>

My favourite part about
Year 2.

Year 2 Writing Activity



Last week, during our Zoom call, we mentioned that we wanted you to think about your favourite memory from Year 2.

We would like you to write a poem about the time we have spent together in Year 2. Use this structure to help you write a 3 verse poem or write your own rhyming or acrostic poem. We would love you to share them with us by Wednesday 15th July, then hopefully we can share them on our final home learning slide.

admin@kingathelstan.rbksch.org

Moments from Year 2



- Painshill Park Trip
- Learning about the Great Fire of London
- Science experiments
- Science week
- Learning about Rosa Parks
- Baking bread
- Christmas Production

Write a 5-line poem following these prompts:

1. On the first line write a **noun** of your choice
2. On the second line write **two adjectives** joined by 'and' to describe your noun.
3. On the third line write a **verb** and an **adverb** to describe this noun in action.
4. Start the fourth line with **Like** or **As** followed by a comparison.
5. The last line needs to be repeated at the end of all your verses.

Y
E
A
R
T
W
O

Being safe by water is super important. Have a look at the images, and think about how the people, who are near water are being safe or not safe. Make a list of things that they are good 😊 and bad 😞



Science Activity



Cheese Toastie Coloured



Ingredients (substitute any ingredients e.g just use cheese instead of mixing with mozzarella)

- 2 slices medium sliced white bread, buttered on both sides
- 40g cheddar, grated
- 60g grated mozzarella
- Natural food colouring gels - pink, green, blue and yellow

Method (requires adult supervision and support)

1. Butter both sides of the bread.
2. Put cheese mix into 4 bowls and add a colour to each bowl, by adding a few drops. Mix the food colouring to the cheese carefully.
3. Lay horizontal rows of each different coloured cheese onto your bread. Place the 2nd piece of bread on top and toast!

Whilst you enjoy your yummy treat think about:

What happens to the cheese when its toasted? What is this process called?


How does the cheese change colour? Does the bread change colour? What is the cause?

Can you keep you keep this a fair test?





Science - What Am I?



Last week's was a ear, exploring how we hear!!!!

Sound waves travel through the air to our ear drum causing it to vibrate. These vibrations are then transmitted to tiny bones and fluid in our inner ear. The movement of this fluid stimulates nerve endings which carry messages to our brains that are interpreted as sound.

Image 1




Image 2



Image 3



Here is an object that has been put under a microscopic lens. The title of this image is 'Kaleidoscope of Colour'. What do you think it is? We will let you know next week 😊



Physical Activity



Athletics - Jumping

- Last week you explored different ways of travelling.
- This week you are going to focus on the long jump sequence.
- Mark out how far you manage to jump.

Key Points:-

- Bend your knees.
- Drive arms up.
- Land on two feet.



© topendsports.com

Challenge 1

- Complete a standing long jump.

Challenge 2

- Complete a long jump with a run up.

Challenge 3

- Challenge a partner to see who can jump the furthest.

Gymnastics - Balances

- This week you are looking at individual and partner balances.

Key Points:-

- Tension (tight muscles).
- Extension (stretched).
- Controlled and stable.

Individual balances

- Back support.
- Front support.

Challenge 1


- Create 5 individual balances.

Partner balances

- Wheel barrow.
- Hand hold - sideways.
- Hand hold - backwards.

Challenge 2

- Create 5 Partner balances.



Hi guys, I hope my slides are helping you stay active! Hopefully see you all soon!
Mr McLaughlin



Music Activity

Body Percussion



All sorts of noises can be made from your own body.
Watch this video to find out more.

Omar shows the children how to make music just using his body.
Have a go at making some of the noises they made in the video?




- ❖ flap your arms like a penguin
- ❖ stomp your feet like a dinosaur
- ❖ click your tongue to sound like a unicorn
- ❖ rub your hands together
- ❖ pat your cheeks



<https://www.bbc.co.uk/bitesize/articles/zjcwqp3>

Try this!



<https://www.bbc.co.uk/cbeebies/watch/the-lets-go-club-super-skill-body-percussion-shuffle>

Practice making different sounds with your body.
Try using repeated actions to create a rhythm.
You have just created your own piece of music using body percussion!

Drawing animals

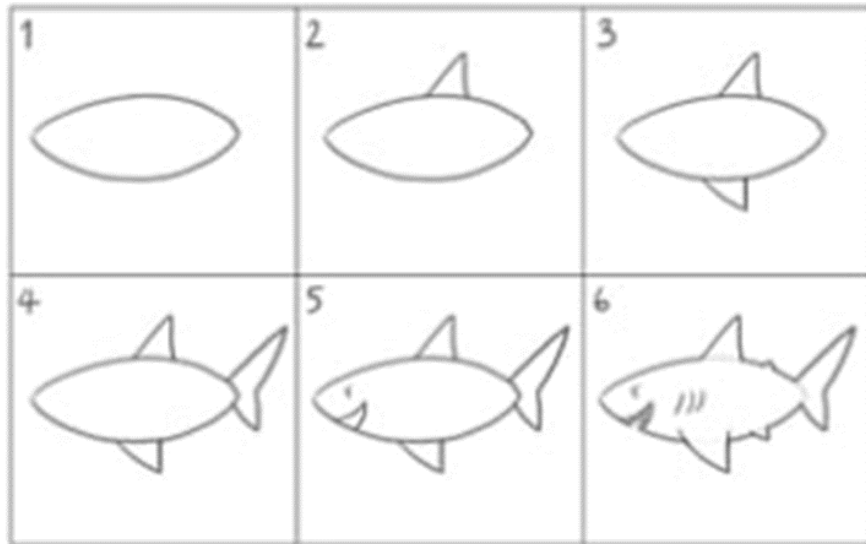
Have a go at drawing some of these animals using these step by step instructions.



Art Activity



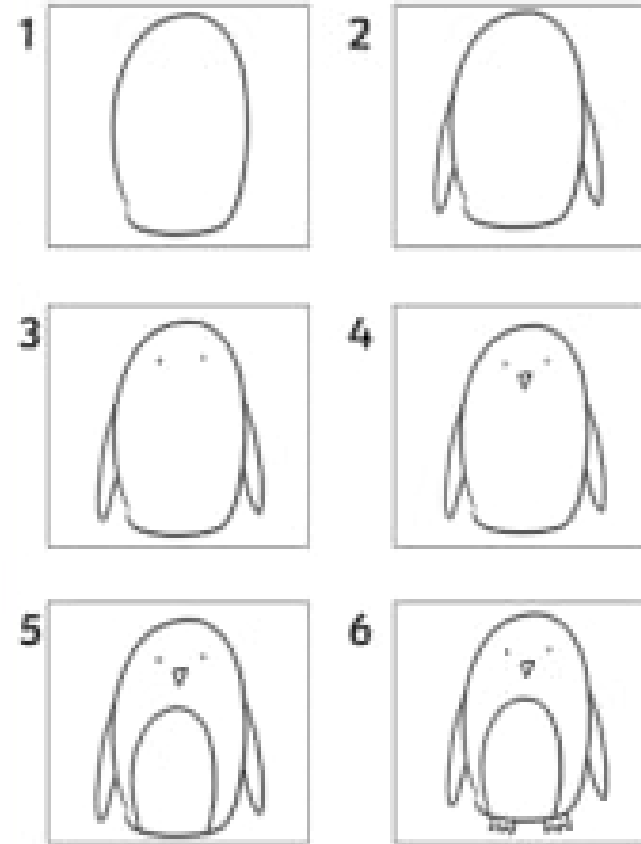
How to draw a shark



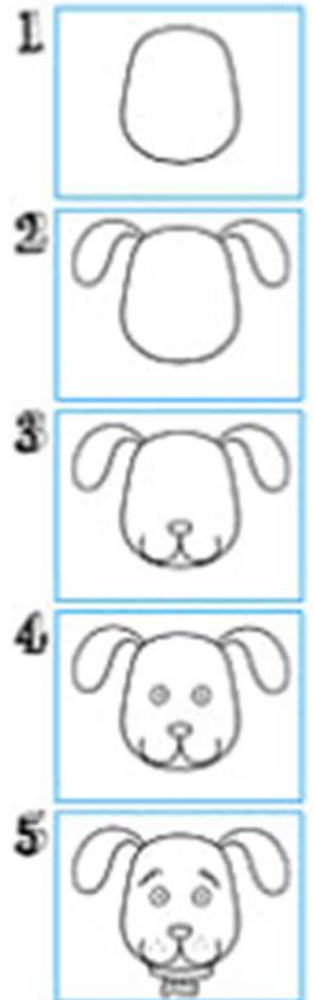
How to draw a cat



How to draw a penguin



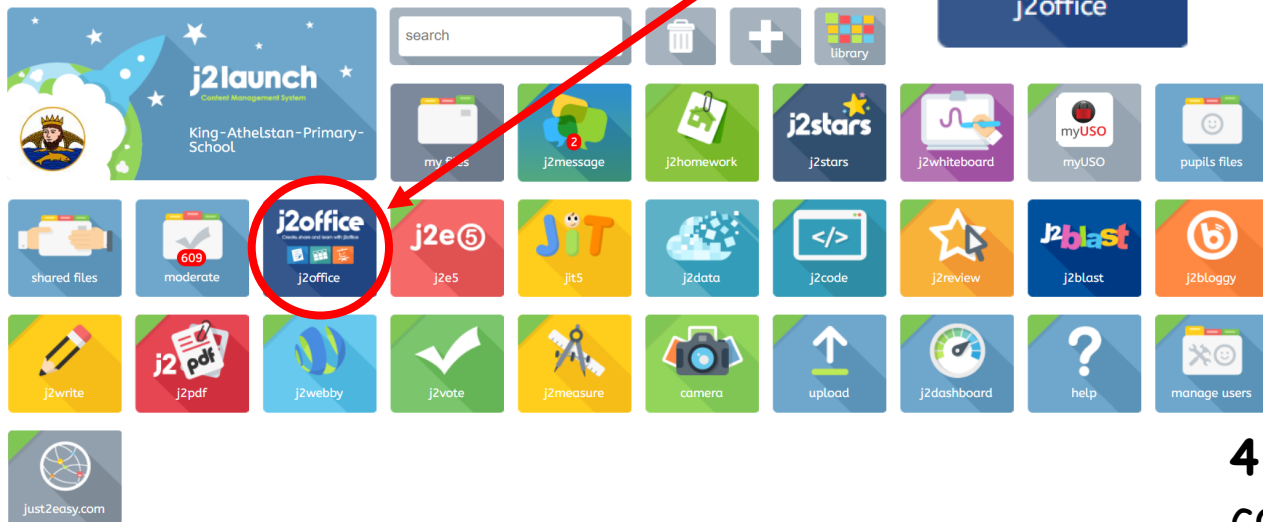
How to draw a dog



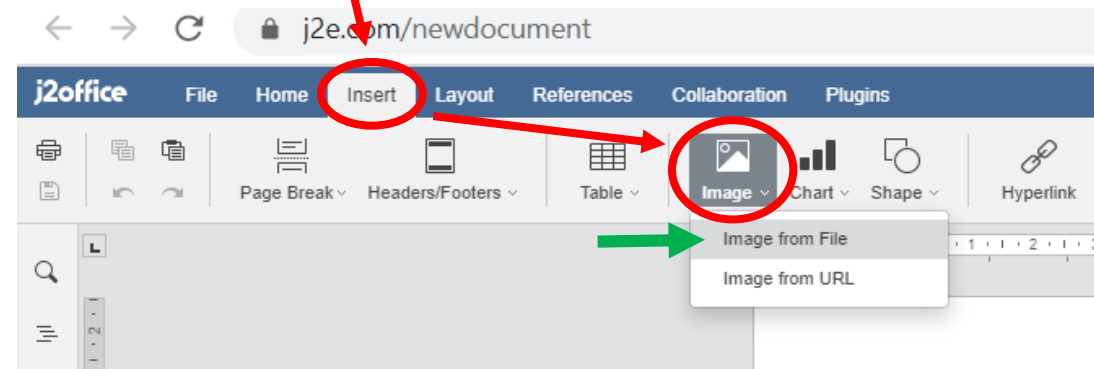
Sharing work to J2e

Uploading photos of work onto J2e.

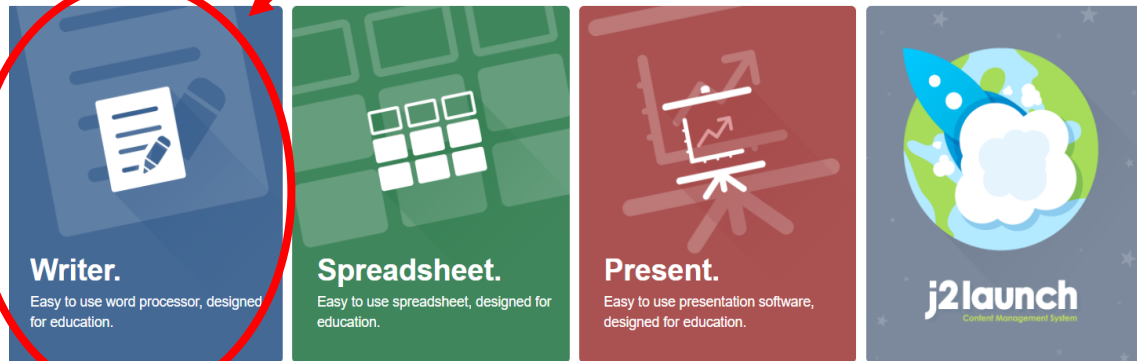
1. On the home page, click on 'j2office'.



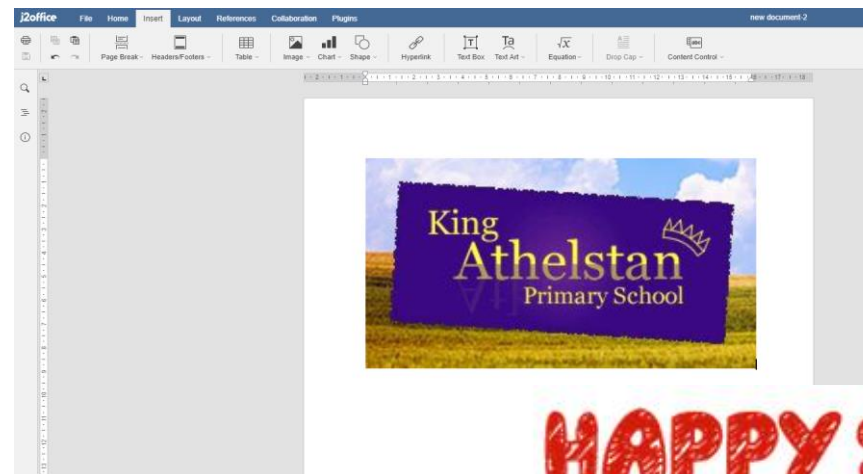
3. Click on 'Insert' and then go to 'Image'. Click on the arrow and click on 'Image from File'.



2. Click on 'Writer'.



4. Select your image from a file from your computer or device. Then insert the image into the document.



5. Type in text on your document, to explain your work.

HAPPY SHARING

Extra Home Learning KS1


Here are some extra websites and resources you can access if you would like your child to be doing more at home.

<https://www.kingathelstan.kingston.sch.uk/covid-19-maths/>




Recommended Work Books

<https://www.cgpbooks.co.uk/primary-books/ks1/english/reading/em1hsb14-year-1-home-learning-bundle-maths-and>



<https://www.schofieldandsims.co.uk/key-stage-1/>



twinkl

<https://www.twinkl.co.uk/resources/covid19-school-closures>



OAK
NATIONAL
ACADEMY

The Oak National Academy has virtual lessons to follow!

Year 2

<https://classroom.thenational.academy/year-groups/year-2>



Log on to Busy things for fun learning activities. Use your j2e login.

LGfL

<https://www.busythings.co.uk/play/>