

Dear Van Gogh and O'Keeffe,

What a strange way this is to introduce myself but, HELLO everyone! My name is Mrs Mastrocola and I am super excited as I am your new Deputy Headteacher! I hope everyone is safe and well and enjoying time with your family. I have been in school a few times since Easter and have been getting to know my way around! I have started to set up my desk and I can't wait until we are all together so I can meet you face to face!

Let me tell you a little about myself. I have been a teacher for nearly 15 years and before starting here I worked at another school in Kingston for 9 years, where I was the Assistant Headteacher, leading Key Stage 2 and teaching in a variety of year groups. I am married and have two children, one of whom is in reception. Outside of school I like to keep my mind and body healthy by enjoying the great outdoors, running, going to the theatre, watching films, reading books and playing board games.

Over lockdown, I have been keeping busy with my children, cooking, gardening and reading. We have really enjoyed showing our support to the NHS workers by taking part in the clap every Thursday and we are getting very good at zooming with our families and friends each week!

I am so excited to be your new Deputy Headteacher and can't wait to support everyone in their learning and help to make King Athelstan the best place it can be!

Stay safe!

From Mrs Mastrocola

Welcome



Dear Year 1,

Welcome

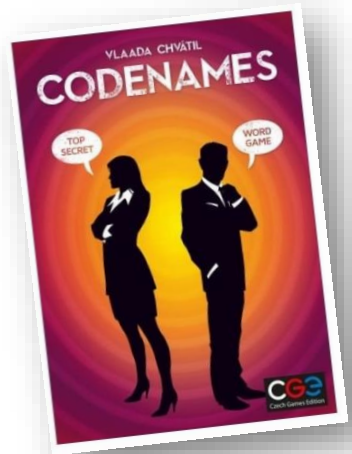
I hope you have had a great week at home. It can be a bit weird being around the house as much as we are at the moment but we need to make the most of it and do the things we don't always get time to do!

I've taken advantage of some of this extra time by sorting out all the things under my bed. It can be quite fun as I often get distracted after finding old photos and books that I had forgotten about.

I have also been staying in contact with my friends and family by playing games over video chat. Our favourite game is called 'codenames', it's really tricky as you have to find links between words. Have you been playing any games with your family?

Thank you so much to the children that sent in photos of their work, it looks great and its been put on the school website. I hope we can get even more this week!

From Mr Burbage



Dear Year 1,

Welcome

I have to tell you that each week I cannot wait to write this message. I find that even though we are apart, I still get to share my days and let you know that I am thinking of you all.

Do you remember the challenge I set up for myself last week? Well, I must admit, I haven't gotten too far with that. I will not give up though. As with any learning, practice makes progress! Wouldn't you agree with me? The new exciting word I will start using is 'scrupulous', which is another word for 'perfect' depending on how it is being used in a sentence.

This week, I have really enjoyed baking with my daughter, Meadow. She is really free-spirited and loves making up her own recipes and adds her own twists. I sometimes still need to remind her to tidy up after herself though.

I'm sure you are all trying your best to be helpful and to making your families smile.

The next time you are baking with your family, why not add your own sparkle of creativity and have fun!

Stay active, say your morning greetings with big smiles and don't forget to kiss your family goodnight!

P.S Don't forget to check out my Story Time video this week on the website:

<http://www.kingathelstan.kingston.sch.uk/covid-19-home-learning/story-time-videos/>

Mrs Hosseinián x



Welcome

Dear Year 1,

I hope you are all still in good spirits at home with your families. I can't wait until we are all back together again and you can tell me what you have been up to during this time away from school. I was in school this week and I am so pleased that I got to see some of you. Here is a picture of me on my own in the staffroom, smiling because I got to see some lovely children!

I have been talking to my friends and family a lot during social distancing. I love trying out new ideas for dinners and sending pictures of the new creations to my friends. Cooking is one of my favourite things to do but I am not very good at following a recipe. I prefer to make up my own ideas and get tips from people.

I think when quarantine ends I will be able to apply to go on a quiz TV programme because I have been a part of so many online quizzes. It's my turn to host the quiz this week; we all dress up and have fun together through Zoom on our computers. I have asked my friends to find the silliest hats they have at home this week. Do you think that's a good idea? How would you ask your friends to dress up?

Please know that I think about you all and I can't wait to see your happy little faces again. Stay safe and be kind always.

From Miss Gulliford xxx



Welcome



Dear Year 1,
I hope you all are busy while not at school and enjoying doing the slides sent home to you! I have been doing the Joe Wicks exercise every day, have you been doing it too?

At the moment I have been keeping busy decorating my house by painting as well as hanging new wallpaper. I have also been reading lots of books as well as coming in to school every now and then.

I am missing you all and hopefully will see you very soon.

Mrs Jordan

Dear Year 1,

I hope all of you are keeping safe and active. I have been busy cooking, baking, reading, playing tennis in the garden with my son and chalk drawing outside the house, which has made lots of people smile.

I also have been speaking to my friends and family over the phone and we tell each other about what we have been up to when I'm not doing my Zumba exercises or walking my dog Lola.

What a curious time we are in at the moment! It is now even more important than ever that you are looking after yourselves and continue to have fun with all the activities you get to do together with your family.

Missing you all,
Mrs Madronero

This week, your sounds to practise are:



that's not fair!

(hair, stairs, chairs)

<https://www.youtube.com/watch?v=rNQlvFd-uLg>



nurse with a purse

(hurt, surf, turn, burp)

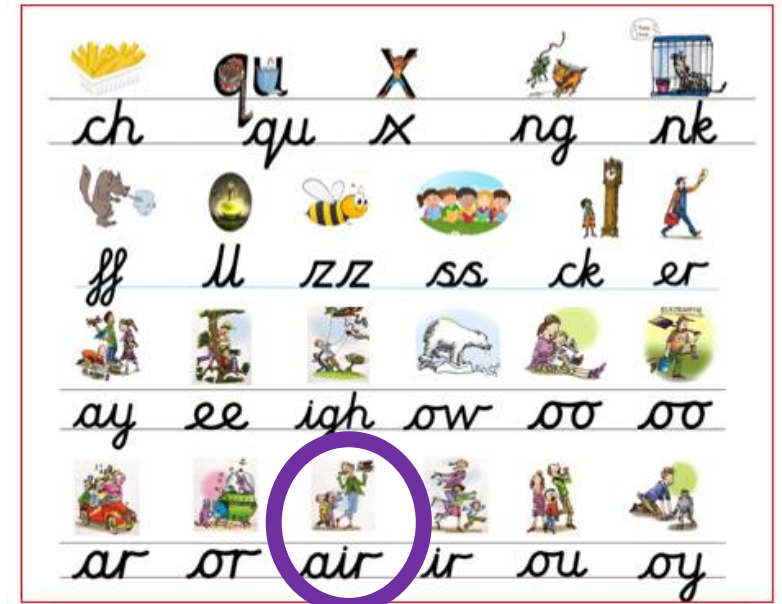
<https://www.youtube.com/watch?v=COKQPOg-IHM>



chew the stew

(new, dew, crew, blew)

<https://www.youtube.com/watch?v=LoN6-BXNzYY>



Read along with 'The Dragon Machine' by Helen Ward on the Book Trust website.

For an extra challenge you could mute the sound and read it by yourself or to your family!



Reading Activity



The book cover for 'The Dragon Machine' features a large, intricate mechanical dragon with gears, pipes, and a propeller. The dragon is set against a dark blue background with a full moon. The title 'The Dragon Machine' is written in a stylized font, with 'The' in red and 'Dragon Machine' in black. Below the title, it says 'written by helen ward' and 'illustrated by wayne anderson'. At the bottom of the cover, there are two buttons: 'Read Along' with a speaker icon and 'watch with signing' with a hand icon. A small speaker icon with a red 'x' is also visible on the left side of the cover.

<https://www.booktrust.org.uk/books-and-reading/have-some-fun/storybooks-and-games/the-dragon-machine/>



Audio Books For Free



<https://www.booktrust.org.uk/books-and-reading/have-some-fun/storybooks-and-games/>

Try 'A hole in the Bottom of the Sea' by Jessica Law.



Here's a link to a video of the King Athelstan staff reading books!

<http://www.kingathelstan.kingston.sch.uk/assets/Uploads/downloads/We-Love-Books.mp4>





<https://stories.audible.com/start-listen>

(You may need to open in Google Chrome.)

<https://www.worldofdavidwalliams.com/elevenses/>

There's a new reading from David Walliams every day!



Maths Activity



1 Rosie has 15 cakes.



Maybe you could ask your parents if you could bake some cakes to make the problem come to life.

Her friends eat 6 cakes.

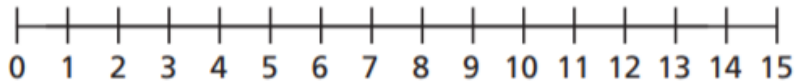
How many cakes does Rosie have left?

Which sum do you need to do to find the answer? Show your workings.

2 Jack has 13 stickers.

He gives 7 stickers to Dora.

How many stickers does Jack have left?



Need a reminder on how to subtract on a number line? Watch this video. →

<https://www.youtube.com/watch?v=c-vAOjeCUTl>

3 Ron and Eva have worked out $12 - 5$ on a number line.

Ron's method



Eva's method



a) What is the same and what is different?

b) Use Eva's method to work out the subtractions.

$12 - 6$

$15 - 8$

$14 - 9$

4 Fill in the missing numbers.

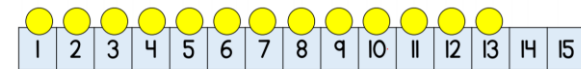
$14 - \square = 8$

$\square - 6 = 7$

True or false?

$13 - 6$

$13 - 3 - 3$



The result is the same.

Can you explain how you know?

Writing Activity



Dear Year 1,


Now that I have taken the dragons back home, I don't really have any use for the giant machine that I created and Mum said that we don't have any room to fit it in the garage!


Would you be able to create an advert for me so that I can sell it?

Thank you in advance,
George



 = adjective (describing word)

 Strong wings

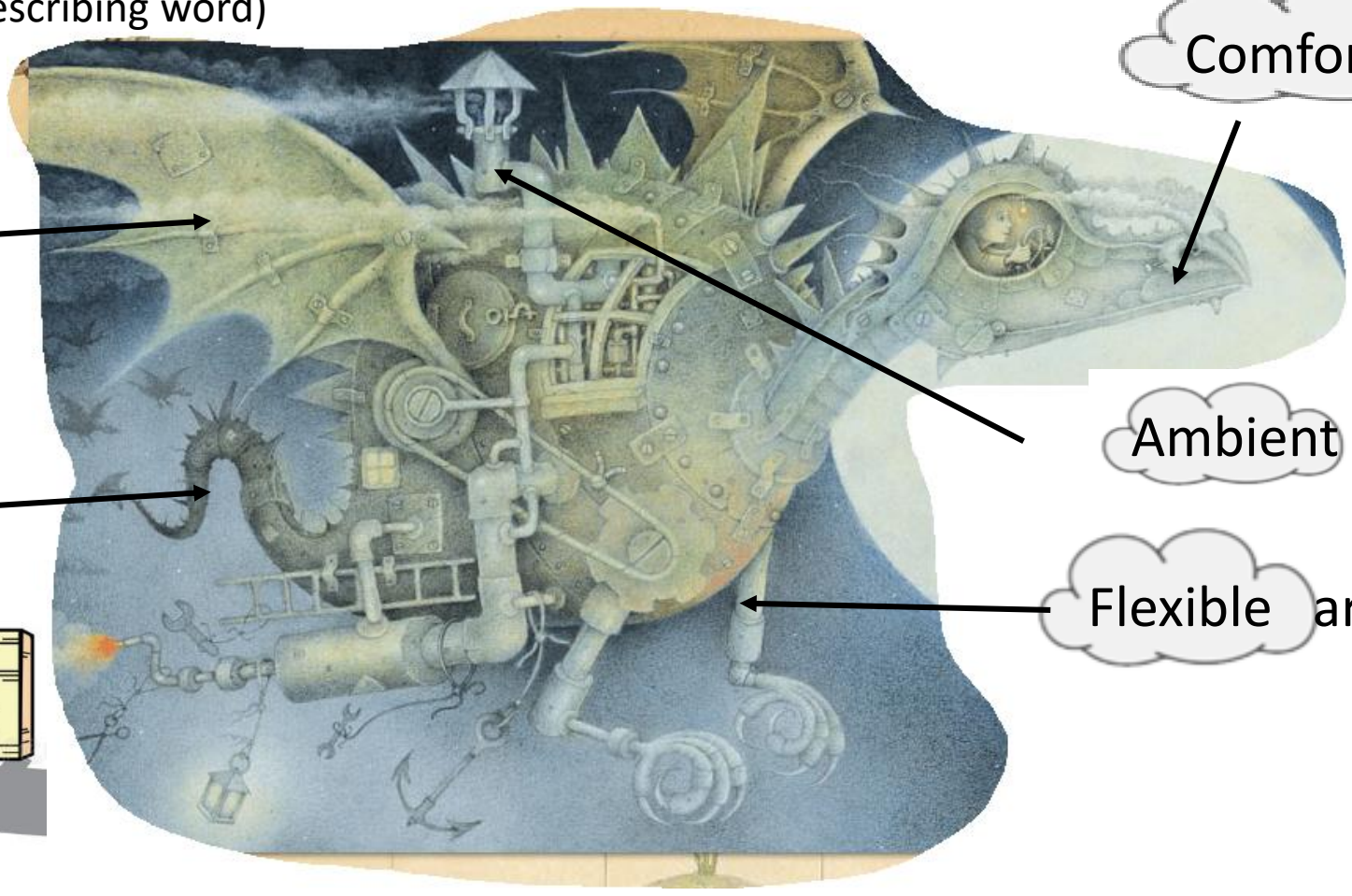
 Spikey tail







 Comfortable cockpit

 Ambient smoke machine

 Flexible arms



Are you fed up of riding the same  scooter to school? Would you rather ride an enchanting dragon? Of course you would! This  dragon has _____  so that it can carry _____ wherever you want. It comes with _____  which can...

Topic Activity



Did you know that there is an actual dragon-like animal called the Komodo Dragon that lives in Indonesia where Mrs Hosseinian is from?

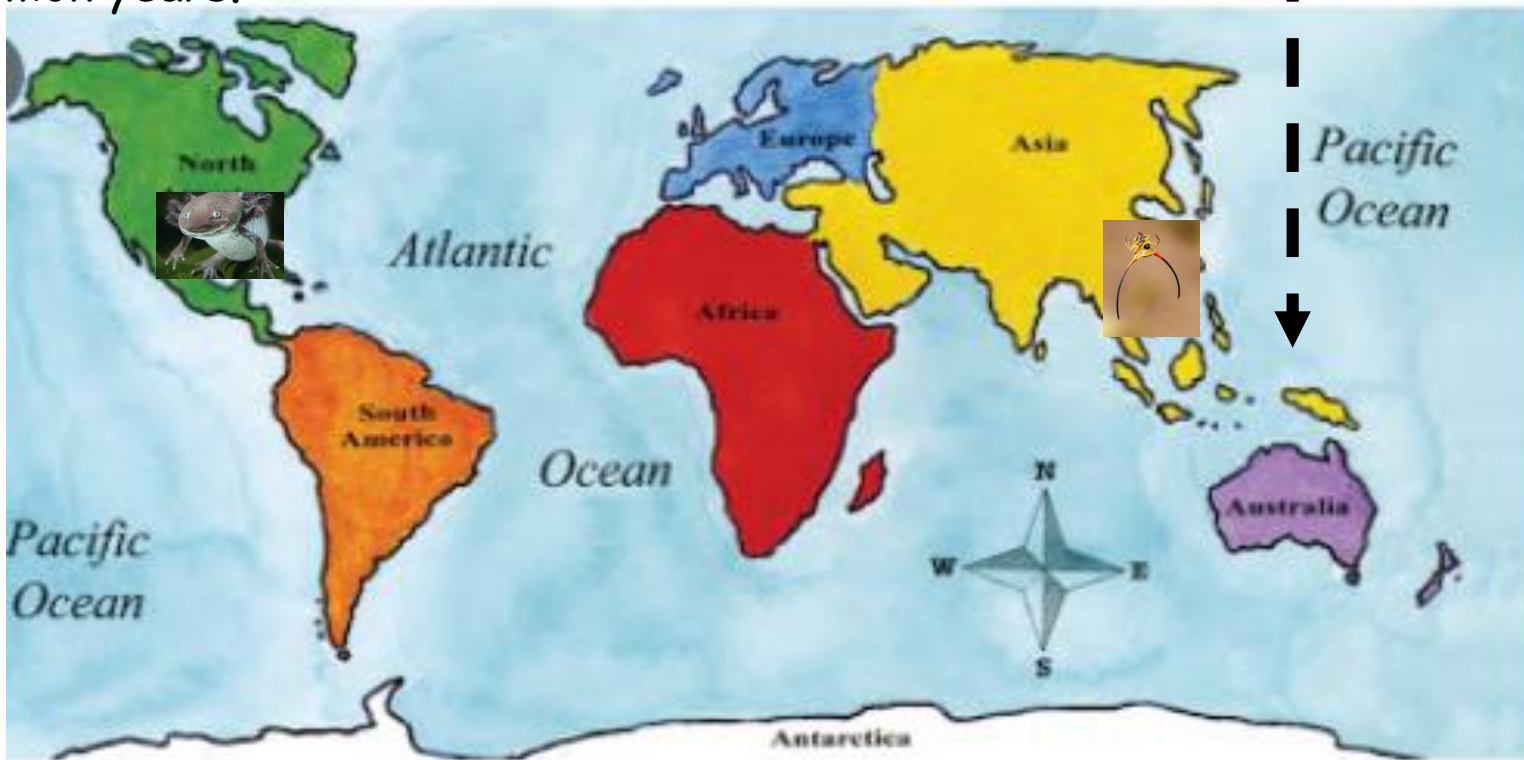


The Long-horned Spider in Thailand.

Their body shape is very similar to a dragon and as a species they have occupied the earth for 90 million years.



The Walking Fish in Mexico.



Can you find out which animals are endangered or perhaps are strange-looking that live in different parts of the world?

If you have an atlas, you can try to locate these places as well.




Science Activity



New Science Topic Words

Our topic for Science this term is "living things" and we would like to find out what you already know. Here are some key words from our new topic:

- 1) Can you write what you think the word means
- 2) Can you draw a picture of the word
- 3) Ask the people you live with what they know about the word

Here is a suggestion on how you could lay it out. I have started the table off for you. Can you finish it and add to it? The topic words for you to define are in the box to the right. 

Your new topic words

animals
 wild, tame, pets,
 common, exotic,
 mammals, fish, amphibians, bird, reptiles
 carnivores, herbivores, omnivores

New topic word	What you think about the new word	Picture about what the word means	What the people around you think about the new words
Animals			
Wild			
Tame			
Pets			

Physical Activity



Wacky Races

- Mark out a start and finish line.
- Think of different ways you could move from the start to finish.
- Can you move on your hands and feet?
- Can you move backwards?
- What is the quickest way of moving?
- What is the slowest way of moving?
- Can you race against a sibling/parent/carer using the different ways of moving?



Traffic Lights

- If red is called then you stand still and perform a balance.
- If amber is called then you should move in slow motion.
- If green is called then you should move around fast.

Challenge

Think of your own dance moves just like in PE. Think of different ways of moving around the living room/garden, for example; hopping, skipping and jumping.

Balancing

Think of different ways of balancing for example on one foot or on one leg. Remember to hold a balance for 4-5 seconds, just like you do in PE.




Art Activity



YEAR 1 - All creatures great and small

Have a go at drawing your own interesting minibeasts.
What colours and patterns will you choose?



Start with an oval shape, add your eyes and 6 legs.
(How many legs will you need to put on each side?)

Add a curved line for the top of the head.



You could outline your bugs in thin black pen if you have one!
Add some eyes and choose a pattern for the body!

Colour them in using any colours you think will look nice!

You could have a go at drawing some leaves too! (look
Carefully at the shapes of the leaves in this picture).






Music Activity



Go to the Sing Up website and listen to the song 'Pirates' <https://www.singup.org/singupathome/pirates>

Try learning the song using this words and performance track to help you. Once you have learnt it try singing it with just the backing track and no words helping you! Then try one of these fun activities:

- Create a pirate chest. If you've a spare box decorate it to create a pirate chest!
- Writing a message in a bottle. Ask children to close their eyes and imagine they are on a pirate ship: What do they see? What do they smell? What can they touch? What can they hear? Then ask them to imagine they have been taken hostage by Pirates and to write a message in a bottle asking for help.
- Dress up as Pirates and try singing the song together.





Creative Activity



Dear Year 1,

George was really proud that he could build an exceptional dragon machine and bring all the dragons home where dragons belonged.

His journey there was also undoubtedly thrilling.

Can you use your wildest imagination and create a 3D map of all the places that George and his dragon machine have travelled?...The sleepy town, the enchanted forest and even the neighbourhood where he lived in.



Here are some examples:



Use empty cereal boxes to create the trees, the bridge and the houses.

Find a piece of string to represent the vines around the branches. Plasticine or playdough are good materials for the animals.

Remember: Try to always use what is available in your home and be careful when using sharp objects.

Have fun!

Sing, dance and have fun!



Wellbeing Activity


Moving and singing songs can really improve your mood and add fun to your day.
Ask an adult to help you understand the instructions below - and give it a go!
You can do them in the house or in the garden - **just have a laugh!**

"At the bottom of the sea" - learn a song with actions:

At the bottom of the sea, (crouch down & touch the floor)
So blue and green (slap thighs & clap hands x 2)
Is the biggest, fattest whale (stretch arms up high and out wide)
You have ever seen (Slap thighs and clap hands x2)
He opens his mouth wide (Use arms to mime a large mouth opening)
From nose to chin (point to nose and chin)
And all the silver fish (slap thighs and clap hands x2)
They swim right in! (Wiggle fingers)



© BNP Design Studio * www.ClipartOf.com/1052251



Once you have learnt it, see how fast you can sing it and do the actions.

Gather your family together to play "mirror me"

Stand in front of your family and count to 5. Each time you say a number do an action and your family must follow. Once you have done it a few times, shout the numbers and see if your family can remember the moves.

- 1 = pull a funny face,
- 2 = hop on one leg x 2,
- 3 = clap hands above your head,
- 4 = touch your toes x 4,
- 5 = star jumps x 5



shutterstock - 129081203

Now, why not make up your own moves!

Hi Year 1 movers and shakers!
Hope you are enjoying the
sunshine.
Missing you all



Feel joyful