

Dear Year 1,

I hope you all have had a great couple of weeks. I've been trying to get fit by doing the Joe Wicks workout session every day, it's exhausting but I feel better after it! You should definitely try to do the daily session on YouTube (I know how much you all love moving around!).

I've been spending time with my partner who lives with me and our stuffed dog, Donald. He's waving at you in the picture!

Don't forget to email in any work that you are completing, I would love to see it.

See you soon,

From Mr Burbage

# Welcome



Dear Year 1,

# Welcome

I hope you and your family are well and safe. Have you had fun with your home learning? I am certain that you have all been really creative with your activities and that I will be impressed when you get to show me what you have done. What about the physical challenge? Did you manage to get your family to take part?

At the moment, I am reading a book called "The Forest of Wool and Steel". It is set in Japan and tells the story of young piano players who have their own individual style when performing. I can't wait to see what happens on the next few pages!

Look after yourselves,  
Mrs Hosseinián



Dear Year 1,

I have missed you all so much! I can't believe that just as I was finally coming back to see you all, we had to start our home learning. I hope you are all enjoying spending this lovely quality time with your families and carers. I have been spending time going for walks, runs, cooking and cuddling my dog. He has loved having everybody at home. Here is a picture of me on a walk that I went on. I am hoping to do some arts and crafts next week. I can't wait to see all of the amazing arts and crafts you've all done once we're back at school. Remember to be kind to everyone in your house. Looking forward to seeing all of your happy little faces again!

From Miss Gulliford xxx



Welcome



This week, your sounds to practise are:



bake a cake

(make, shake, chase, grape)

<https://www.youtube.com/watch?v=jtcWXoaA4x8>



phone home

(joke, throne, globe, stone)

<https://www.youtube.com/watch?v=gC1fTHIWLOI>



go Pete and Steve!

(compete, evening, concrete, delete)


<https://www.youtube.com/watch?v=O71-lh-DKLU>

**Read Write Inc.**

ch	qu	x	ny
ff	ll	zz	ss
ck	er		
ay	ee	igh	ow
oo	oo		
ar	or	air	ir
ou	oy		

ea	oi	a-e	i-e	o-e	u-e	e-e
aw	are	ur	er	ow	ai	ue
oa	ew	ire	ear	ure	ie	
wh	au	kn	ph	c	y	



# Reading Activity




## Our learning journey


Understand the story 'Some Dogs Do'



You did this last week!



Change parts of 'Some Dogs Do'



This week we have changed the story from 'Some Dogs Do' to 'Some Cats do!' Read the story on the next side with a member of your family.

# Here is the new story all about a cat called Fran!

As Fran set off to the park one day, a bouncy tune began to play.  
With cheerful steps on the bumpy ground, she started to dance  
to the happy sound.

She bounced along with a joyful spring  
and that's when she spotted the ball of string.  
She questioned and wondered what to do?  
While scratching her head with a paw or two.  
Chase, bounce, roll or flip?  
Wait a second why not skip?

She skipped all the way to the park.  
Past all the naughty dogs that bark.  
She saw her friends, ditched the string  
and galloped over to Pip on the swing.

"Pip...oh Pip, I just skipped!,"  
bellowed Fran as she ran.  
"Don't be daft you're a cat.  
Everyone knows you can't do that!"

Fran could not believe her ears  
as her eyes filled with tears.  
She tried and tried to give an explanation  
but found much to her frustration  
that no one had seen her skip,  
not the big cats, kittens and certainly not Pip.

"Yes I can, Yes I can!," insisted Fran.

Just then Pip's mum stepped forward and said  
with a booming voice and her coat bright red,  
cats purr, climb and meow.  
but skip...? I can't see how.

So Fran ran back to the string  
and took it in her grip.  
She knew that she could do it,  
but to her surprise she tripped.

Just as she was about to give in  
that bouncy tune began to play again.  
With cheerful steps on the bumpy ground  
she started to skip to the happy sound.

All her friends were cheering and clapping  
they couldn't believe what was happening.  
And in the blinking of an eye  
they ran to Fran and raised her high,  
they took her home and on that trip  
several cats began to skip.  
And they lived happily ever after  
Skipping together with joy and laughter.

THE END







You're a cat  
and cats don't  
skip!

Prove it to us,  
Fran!

Purring and  
sleeping.... THAT's  
what cats do.



Can you describe Fran  
the skipping cat?

# Writing Activity



Success criteria:



ears

whiskers

Golden

fluffy

tail

paws

Fran is a

cat with

whiskers and a

tail.

She likes to skip with her

paws and you might see her

whiskers move as she skips.




# Audio Books For Free



<https://stories.audible.com/start-listen>


*(You may need to open in Google Chrome.)*

Try 'How Tiger Got His Stripes' by Rob Cleveland



<https://www.worldofdavidwalliams.com/elevenses/>

There's a new reading from David Walliams every day!



<https://www.allyoucanbooks.com/>



Complete the addition story



**First** there were \_\_\_\_\_ children sitting on the bench.



Can we sit with you?

**Then** \_\_\_\_\_ children joined in.

**Now** there are \_\_\_\_\_ children sitting on the bench.

Write the calculation : \_\_\_\_\_ + \_\_\_\_\_ = \_\_\_\_\_




**First** \_\_\_\_\_

**Then** \_\_\_\_\_

**Now** \_\_\_\_\_

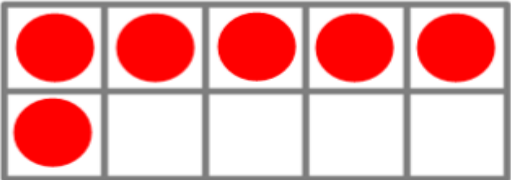
\_\_\_\_\_ + \_\_\_\_\_ = \_\_\_\_\_

# Maths Activity




Draw and complete the addition story

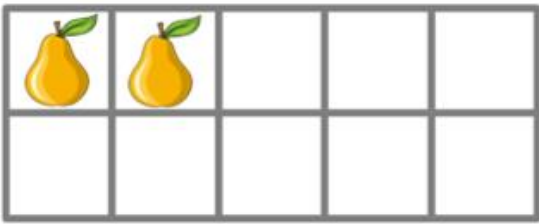
**First** Jane had 6 counters  
**Then** she collected 3 more counters  
**Now** Jane has \_\_\_\_\_ counters



\_\_\_\_\_ + \_\_\_\_\_ = \_\_\_\_\_



**First** Ted bought 12 pears from the shop  
**Then** he went to buy 4 more  
**Now** Ted has \_\_\_\_\_ pears



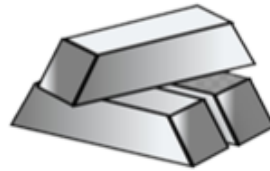
\_\_\_\_\_ + \_\_\_\_\_ = \_\_\_\_\_

Dear Year 1,  
Now that you know how  
much I love to skip,  
would you help me find  
the best material to  
make my own skipping  
rope?

# Science Activity



Metal



Wood



Paper



Plastic



Fabric





Would I need to use  
two different materials  
with different  
properties?

The best material to use to make  
a skipping rope is \_\_\_\_\_.  
because \_\_\_\_\_.





# Topic Activity



I wonder if you could go onto "DK findout" and tell me how many different types of big cats there are in the world.


Can you write about where they live as well as how fast and strong they are?

Choose one big cat and draw it showing where it lives.



<https://www.dkfindout.com/uk/animals-and-nature/cats/big-cats/>

# Physical Activity



If you have a skipping rope at home, how many skips can you do in 2 minutes?

If you don't have one, try Jumping Jacks!

Now challenge your family to do the same!

Once you have completed your skipping challenge, move to the "Dance and Beats" of The Big African Animals!

<https://www.youtube.com/watch?v=c7l5oUWE73g>

What African animals did you dance as?



# Art Activity



## Butterfly Project

Please create a piece of 'butterfly art' to celebrate the arrival of spring and share your beautiful images in your windows at home (with permission).

*If you have a garden or go out for your daily exercise, look out for some real butterflies!*



YEAR 1 and 2

Read or Watch Eric Carle's -The Very Hungry Caterpillar. <https://www.youtube.com/watch?v=75NQQK-Sm1YY>

Challenge – Make a butterfly as vibrant and beautiful and colourful as you can!

Look carefully at Eric Carle's butterfly. Describe the shapes you can see (practise drawing butterflies in the air and on scrap paper or whiteboards if you have one!)

Draw a butterfly outline on paper or card. Try to make the tips of the wings touch the edge of the paper/card. Use whatever materials you may have at home : felt pens, crayons, paint, scraps of fabric, shiny sweet papers, old magazines, comics. paint/collage/decorate your butterfly independently. From Mrs Barr . x





# Creative Activity



<https://www.youtube.com/watch?v=8EQPpdSEoRA>

Follow the YouTube link to show you how to make paper cats. Use orange paper to make Fran (don't forget her smile!) and choose a variety of colours to make her friends.

# Wellbeing Activity

Think of today and look around you.  
What are you grateful for?

*"I am grateful for the time I spent cooking lunch with my family!"*

*Mrs Hosseinian*

*"I'm grateful for the extra time I have had to spend with my family."*

*Mr Burbage*

*"I am grateful for all the special people in my life that make me smile and laugh."*

*Miss Gulliford*

Hello lovely Year  
1 children:

Think **positive**, feel  
calm and always  
remember Nurture  
is keeping you in  
mind 😊

