

Hello!

Hello everyone,
Summer is finally here!

As you all prepare to move on to your next adventure in your new class or school, why not check out my transition-themed story time video here: <https://www.kingathelstan.kingston.sch.uk/covid-19-home-learning/story-time/story-time-videos-20-7-20/>

If you are looking for something fun to do with your family outdoors over the summer holiday, while we still have to socially distance, why not check out Geocaching? You can download a free app onto a phone which shows you where thousands of secret containers are hidden! When you find one, you sign the log book to prove you were there! I took a couple of pictures of caches we found on Wimbledon Common recently. You have to be a detective as some are very hard to find and others are in very clever containers!

I hope you all have a happy and safe summer break and I can't wait to see you all back in school in September!

Love, Miss Govan. x



Hello King Athelstan families,

It is strange ending the year without the summer fair, sports day or the Year 6 production, however, school feels as busy as ever as we come to the end of term.

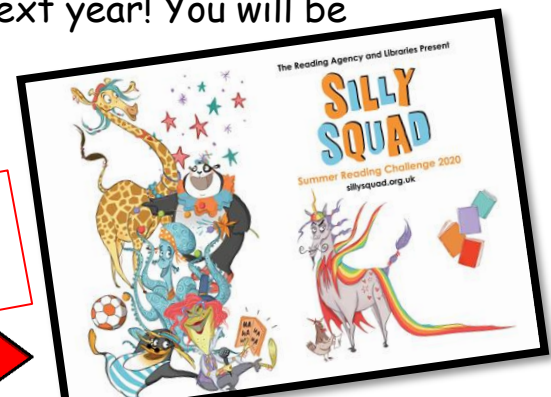
Have you all been enjoying the recent story time videos? Remember you can access these via the school website or the King Athelstan YouTube channel over the summer holidays - why not start from the beginning and work your way through? It is a great way to get to know your new teacher too!

I am so looking forward to seeing everyone in September and hearing about what you have been up to during lockdown and over the summer holidays. I have missed you all so much!

Well done Year 6 for being such a kind, caring and studious year group and good luck at secondary school next year! You will be amazing! ☺

Love, Mrs Ahearn. x

SEE YOU SOON!



Dear O'Keeffe,

The time has come for you to move up to Year 2. How incredibly exciting!

Although I had not been teaching you for that long before the school closed I really enjoyed getting to know each and every one of you. I know for a fact that you are going to absolutely love Year 2; just make sure you bring the same enthusiasm that you have had in Year 1!

I hope you all have a lovely summer break. In the meantime here are some of my pictures from my trip to the New Forest from last weekend. It is a beautiful place with an abundance of nature. There were wild horses and donkeys roaming around grazing the grass. It is the perfect place to go if you love nature like I do!


Goodbye!

From

Mr Burbage



This chap was pestering people for their lunch!



Do you think this looks like a heart?



I heard that this was a fantastic trip!

Dear my beautiful Van Gogh class,

First of all, I would like to say a huge thank you to all of you for letting me be a part of your journey in Year 1. You have all grown and achieved so much, the events which you should be proud of and I will treasure for a long time.

I have nothing but joy and gratitude when I look back to all of the things that we experienced together.

Come and say hi to me, tell me about your days in Year 2!



Mrs Hosseinián
XXXX

You are all stars.
Smile and shine bright!



Welcome

We had so much fun
at the Natural
History Museum



I'm going to miss
causing trouble
in phonics lessons



Dear lovely O'Keeffe class,

I can't believe our time together has come to an end in such a peculiar way! It has been an absolute pleasure to get to know each and every one of you and for us to share so many great memories. I loved the Christmas production, the Natural History Museum and our phonics lessons – just to name a few things.

Every single one of you has been responsible for putting a smile on my face this year. Your new teacher is so lucky to have a class of truly unique children. Make sure to come and say hello to me and tell me all about Year Two. I am so excited for you all!

Have a great summer and I wish you all the best in Year 2. You are all little superstars and I will miss you.



From Miss Gulliford xxx



Year 1 ...get ready for summer!

Enjoy your holidays and come back happy & healthy to learn and have fun in Year 2



Wellbeing Activity



Hi wonderful Year 1

Try this Blue Peter challenge this summer:
Blue Peter's 6 Badges of Summer
6 Blue Peter Badges you can earn right now!
<https://www.bbc.co.uk/cbbc/joinin/six-badges-of-summer>

Happy holidays love Mrs Ramkissoon x



Hi wonderful Year 1

I like to walk by the river at Kingston. Canbury Gardens is one of my favourite places to go - why don't you take a visit during your summer holidays.

Happy holidays love
Mrs O' Connor x



Hi wonderful Year 1

I love to read in the summer holidays. I find a cool place in the garden and relax...my favourite books are 'Mog the forgetful cat' and 'Six-Dinner Sid'

Happy holidays love
Treacle (Mrs Ramkissoon's cat)



Hi wonderful Year 1

I love getting out into the open air during the summer holidays. It fills me with energy and makes me feel happy. Here are some of my favourite places to go:
Hampton Court Park
Bushy Park
Richmond Park
Ham House

<https://www.nationaltrust.org.uk/ham-house-and-garden>

Happy holidays love
Mrs Whooley x

Useful resources over the summer holidays:

<https://swlondonccg.nhs.uk/your-health/mental-health/covid19-resource-hub/>

<https://www.kingathelstan.kingston.sch.uk/covid-19-updates/emotional-health-service-resource-pack-for-parentscarers/>

Hi wonderful Year 1

I like going for a swim on a hot day. Maybe you could get your paddling pool out (if you have one.)

Happy holidays, love Albus x

Wellbeing Activity

**WORRIED?
NEED TO TALK?**

Call Childline on
0800 1111



childline

0800 1111
childline.org.uk

It's free, you don't have to tell us your name – and we're here to talk all day and night, whatever your worry.

Dear King Athelstan children,

Over the summer holidays it is important that you keep yourself safe.


If you are worried about something and feel you can not discuss it with your family or another adult, please remember that you can phone

Childline : 0800 1111

It is a free call and you don't have to give your name, if you don't want to.

Childline will listen to you and help you.

Stay safe and well this summer.



What are your aspirations for Year 2?

Transition Activity

You might want to know all your number bonds to 20 or become a Rock Hero on Times Table Rock Stars!



Perhaps you want to know all your sounds in phonics or to be able to use a comma in your writing.



You might even want to learn how to ride a bike or learn how to swim!



We are going to make our very own aspiration balloons!

First you need to draw a balloon and write three of your aspirations for next year inside it.

Next, you need to colour in the balloon and cut it out.

After that, draw a picture of yourself with your arms out to hold the balloon and cut that out.

Finally, attach the picture of yourself to the balloon with a piece of string!



An aspiration is something that you would like to be able to do.



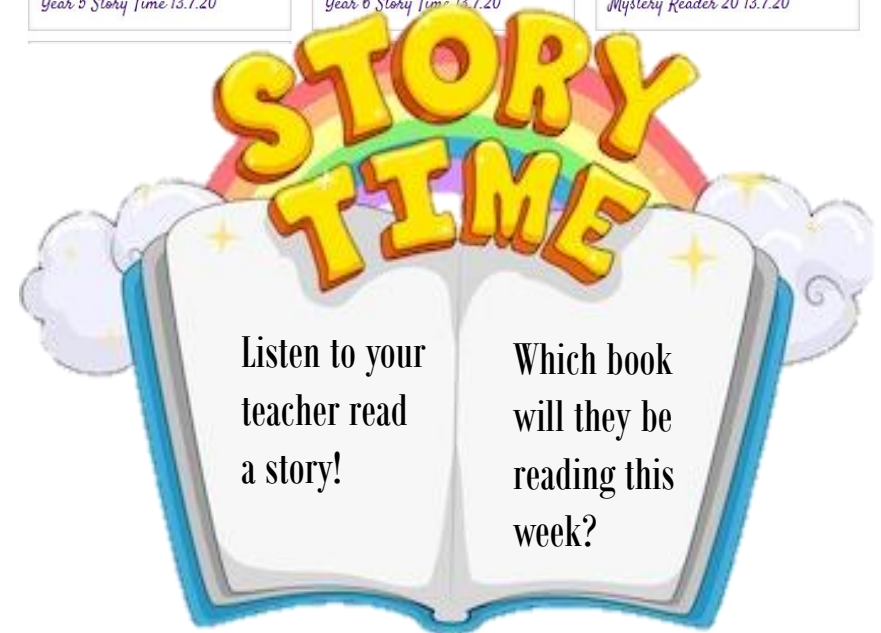
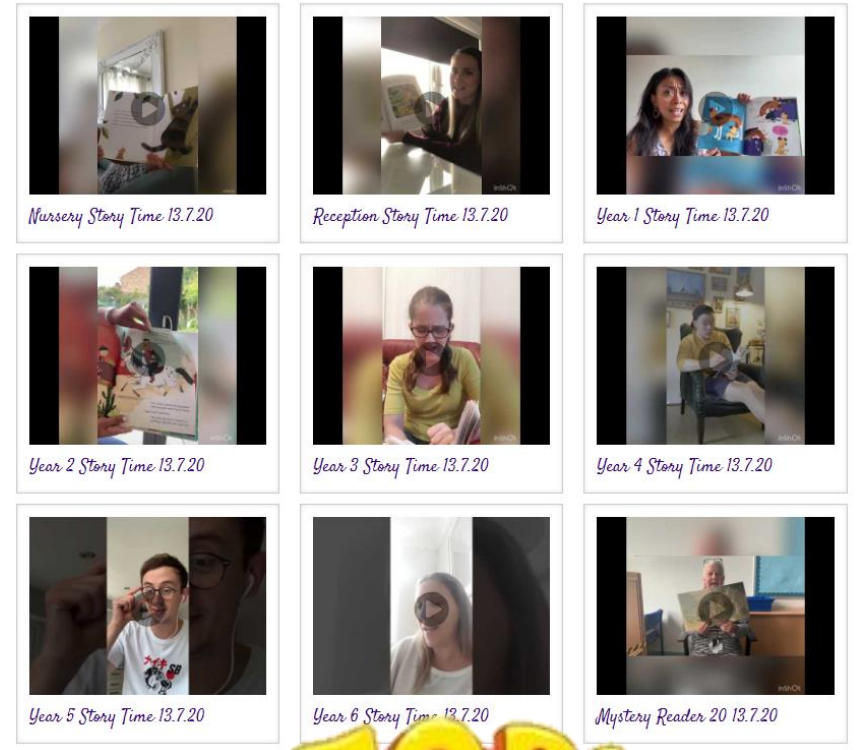
There are over 100 Story Time videos on the school YouTube channel.

Please go to the school website:

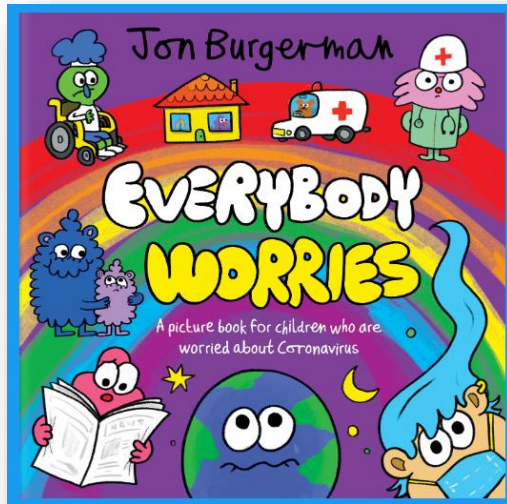
<https://www.kingathelstan.kingston.sch.uk/covid-19-home-learning/story-time/>

or search King Athelstan on YouTube to view them!

<https://www.youtube.com/channel/UCEuHtSqtBWlaAnsKKUvh3AA/videos>




Audio Books For Free



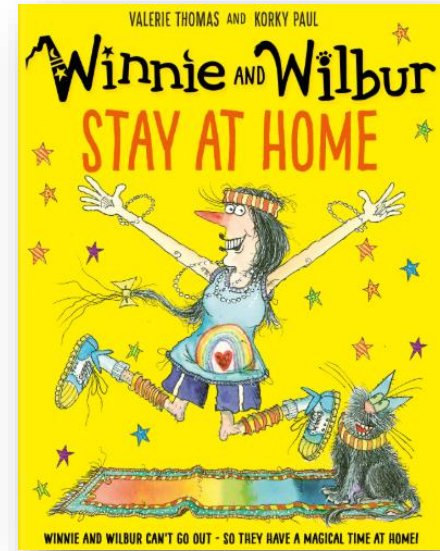
<https://www.oxfordowl.co.uk/api/interactives/29765.html>

Try 'Everybody Worries' by Jon Burgerman



https://www.youtube.com/watch?v=b_mfdqyBqT8


Try 'Mae Among the Stars' by Roda Ahmed.



Why don't you read 'Winnie and Wilbur Stay at Home' by Valerie Thomas?

<https://www.oxfordowl.co.uk/api/interactives/30463.html>

[Click me!](#)



Give 'A Hungry Fox' by Karra McFarlane a go!

<https://www.oxfordowl.co.uk/api/interactives/29247.html>

[Click me!](#)

The Reading Agency and Libraries Present



SILLY SQUAD

Summer Reading Challenge 2020



<https://summerreadingchallenge.org.uk/>

Don't forget to check out this year's Summer Reading Challenge.

The Summer Reading Challenge, presented by The Reading Agency, is delivered in partnership with public libraries and funded by Arts Council England. The Challenge encourages children aged 4 to 11 to enjoy the benefits of reading for pleasure over the summer holidays, providing lots of fun as well as preventing the summer reading 'dip'.

Each year the Challenge motivates over 700,000 children to keep reading to build their skills and confidence.

This year, the Summer Reading Challenge's Silly Squad will celebrate funny books, happiness and laughter. Children taking part in the Challenge will join the Silly Squad, an adventurous team of animals who love to have a laugh and get stuck into all sorts of funny books!

With the disruption caused by Covid-19 and the impact of social distancing on schools and public libraries, the 2020 Challenge will launch in a new digital format designed to keep children engaged and interested in reading. The Challenge will run from 5 June to mid-September.

The Summer Reading Challenge website is free to access and features games, quizzes and downloadable activities that incentivise and encourage children to take part in reading related activities. Although public library buildings are closed, libraries will continue to deliver the Challenge through virtual services and e-lending platforms.

Visit your local library website to find out how you can access eBooks, audiobooks, comics and magazines for free that you can use to complete the Challenge at home.

If you can't access the library challenge, why not have a go at this one...



Summer Reading Challenge!



Just tick off each task when you complete it.

Good Luck!



Read in an unusual place. <input type="checkbox"/>	Read outside. <input type="checkbox"/>	Read a book with an animal in it. <input type="checkbox"/>
Read to someone older than you. <input type="checkbox"/>	Read a nonfiction book or text (newspaper, cereal box, magazine). <input type="checkbox"/>	Read to someone younger than you. <input type="checkbox"/>
Read in bed. <input type="checkbox"/>	Read to your favourite toy. <input type="checkbox"/>	Read a website. <input type="checkbox"/>
Read a poem. <input type="checkbox"/>	Read in a silly voice. <input type="checkbox"/>	Read on a journey (in the car, on a bus, on a train). <input type="checkbox"/>
Read a story over Zoom! <input type="checkbox"/>	Read a book with pictures in it. <input type="checkbox"/>	Read upside-down. <input type="checkbox"/>

This week, your sounds to practise are:



whirl and twirl

(skirt, girl, dirt, bird)


<https://www.youtube.com/watch?v=TKp92vSrRwA>



toy for a boy

(joy, annoy, royal, enjoy)

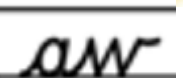
<https://www.youtube.com/watch?v=BCoTgq5mILY>



yawn at dawn

(paw, jaw, saw, claw)

<https://www.youtube.com/watch?v=GUytFyh0B2Y>



ch qu x ng

ff ll zz ss ck er

ay ee igh ow oo oo

ar or air ir ou oy

oa oi a-e i-e o-e u-e e-e

aw are ur er ow ai ue

oa ew ire ear ure ie

wh au kn ph c y



Let's
make
rainbows!

Science Activity



Everything is made of particles (tiny bits that make up the universe).

The particles in liquids can have different weights and ways of how they are spread out, which is called the density.

You will need:

- A cup of water
- Food colouring
- Oil
- Honey or syrup
- Tall, clear container



Your experiment:

1. Put four tablespoons of water in the container and add a few drops of food colouring
2. Add four tablespoons of oil to the container.
3. Then add four tablespoons of honey or syrup.



Oil
Water and
food colouring
Liquid soap
Honey/syrup

Don't stir it and watch what happens!

Now stir!
What can you see?

The liquids in your experiment have different densities. The one which is less dense sits on the top and the one most dense sinks at the bottom.

Experiment with different colour liquids and more layers!





Physical Activity



Dance

- This week you are going to create a dance phrase.
- You will need to link travelling and jumping actions together.

Challenge 1

- Create your own dance phrase, you will need to demonstrate this to your family.

Challenge 2

- Create a dance phrase with a sibling or parent/carer.



Jungle Game

- Imagine you are running in a jungle, jumping over various obstacles you may find on the way.

Complete these challenges:-

- Jump over a snake - one foot to one foot.
- Jump from log to log - one foot to the other.
- Jump over a stream/river - one foot to two feet.
- Jump over a crocodile - two feet to two feet.
- Jump from rock to log - two feet to one foot.
- Jump onto an elephant - think of your own jump.

Challenge

- Think of other ways you can jump in the jungle. Remember to be as creative as you can!



Hi guys, I hope my slides are helping you stay active! Hopefully see you all soon!
Mr McLaughlin



Art Activity

Junk modelling

This week empty the recycling and get creative!



Bottle rockets



Robots



**Toilet roll
fairy houses**

I am not an egg box.....



...I'm a caterpillar!



For a challenge, you could have a go at making a model with moving parts or an object that can be used for something.



...I'm a fire engine!

These are just a few ideas - you can make anything you like!
Check out these websites for more ideas.


<https://www.netmums.com/activities/top-junk-modelling-ideas-for-kids>

<https://artscraftsymom.com/things-to-make-with-cardboard-boxes/>

...I'm a penguin!



Maths Activity



Home COVID-19 Updates COVID-19 Home Learning **COVID-19 White Rose Maths Home Learning** About the school The School Family
Safeguarding Inclusion Year groups Curriculum PE & Sport For Parents & Carers Children's Centre Contact us



Daily Maths Video Lesson and Activity sheet

Watch these videos and pause them to answer the questions on the activity sheets. There is an answer sheet for you to check your work- don't look until you have had a go! There are 4 lessons in this topic. Try one every day.

<https://whiterosemaths.com/homelearning/year-1/>

Select : Summer Term Week 7 (w/c 15th June)

The worksheets from now on will be located on the school website.

COVID-19 White Rose
Maths Home Learning

► Year 1

» Year 1 Week 4

» Year 1 Week 5

» Year 1 Week 6

» **Year 1 Week 7**

» Year 1 Week 8

» Year 1 Week 9

» **Year 1 Week 10**

► Year 2

Maths Activity




This week we are going to make equal groups.

How do we know that two or more groups are equal?

How can we make equal groups?



equal, unequal, group

These are **equal** groups because there are two scoops of ice cream on each of the three cones.



There are 3 groups of 2.

Label the groups with either *equal* or *unequal*. Explain your answer.




There are ___ groups of ___.



There are ___ groups of ___.



There are ___ groups of ___.



There are ___ groups of ___.


This week we are going to make equal groups.

How do we know that two or more groups are equal?

How can we make equal groups?

equal, unequal, group

These are **equal** groups because there are two scoops of ice cream on each of the three cones.




There are 3 groups of 2.

Your answers

Maths Activity



Label the groups with either **equal** or **unequal**. Explain your answer.



There are 4 groups of 2.



There are 3 groups of 3.



There are 3 groups of 2.

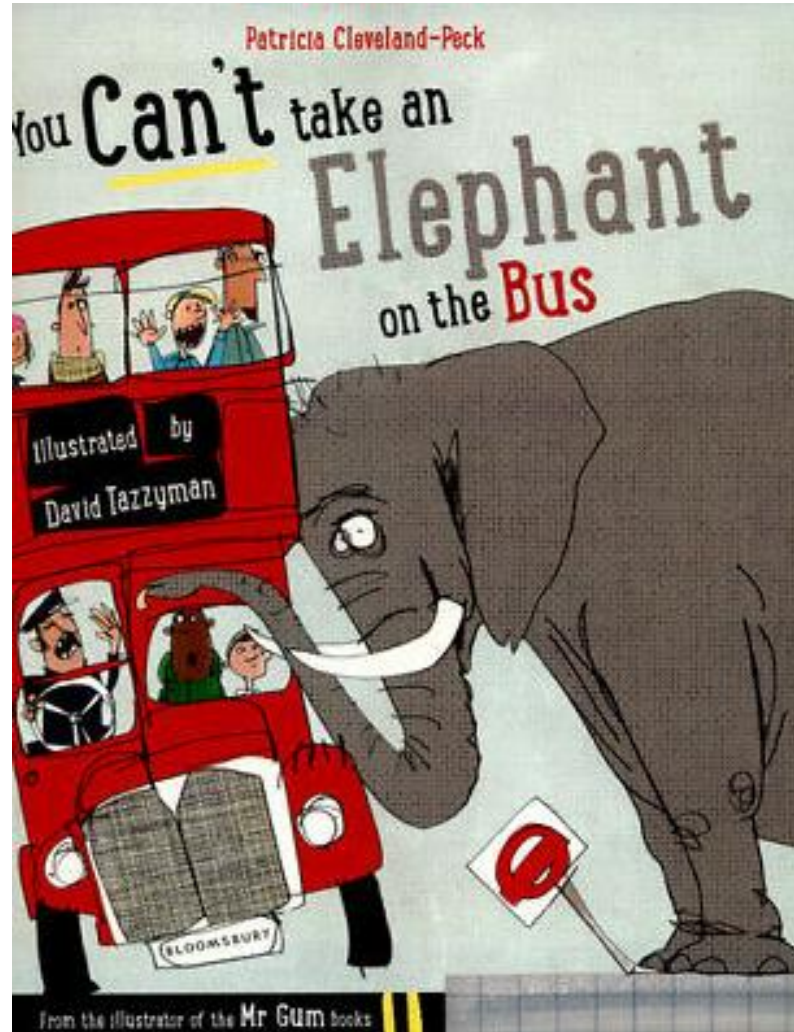


There are 5 groups of 2.

Reading Activity



This week we are going to be reading 'You can't take an elephant on the bus' by Patricia Cleveland-Peck.



Which other transport might the animals use?

What animal do you think might come next?

Did you notice anything about some of the words in the story?

What was your favourite part of the story? Why?



<https://www.youtube.com/watch?v=TSrEjCd5Rko>

Click here for your story!



This week we are going to be writing some new pages for 'You can't take an elephant on the bus'.

Writing Activity

Some parts of the story follow a pattern.

It starts out by saying the animal and what it is riding on.

There is then another sentence saying why it is a bad idea!



★ Challenge: Can you use rhyming words at the end of each line, like in the story?

A mouse on a scooter? That can only end bad.



His tiny paws wouldn't reach the street, it's totally mad.

A rhino on a pogo stick? That's hard to explain.

It would snap under his colossal weight, it will only end in pain!

A lion on a motorcycle? It would move with a flash.

That is until it hits a wall and ends with a _____!

Now try writing your own part of the story!

Transport ideas: car, van, boat, train, tube (underground), skateboard, scooter, submarine, space shuttle.

Rhyming word bank

Bad, mad, sad

Crack, back, sack

Brain, pain, explain

Yell, fell, sell, tell

Bash, mash, flash, dash

Ice, slice, nice, twice

Animal ideas

Lion, horse, turtle, snake, rat, cat, dog, cow.