

Dear Van Gogh and O'Keeffe,

I can't believe that I have been at King Athelstan for almost a whole term! The time has gone so quickly! It has been lovely to meet some of you and your families over this time and I can't wait to see everybody back together again in September.


I have had the pleasure of reading some of your reports over the last few weeks and have been really pleased with your progress and achievements. I have also been helping the teachers plan a lively and enjoyable curriculum for your return in September and I can't wait to hear all about the amazing learning you have been doing at home. Remember you can still enrol in the Summer Reading challenge at:
<https://summerreadingchallenge.org.uk/>.

I have been reading a really gripping book called 'Odd and the Frost Giants'. It is about a Viking boy called Odd, who goes on an adventure in the wild and finds three talking animals that are actually gods: Odin, Loki and Thor. This is a wonderfully wintry, magical, mythical story and is a fantastic read for fans of the Norse myths. I wonder what you are reading at the moment?

On Friday and next Tuesday we will be saying goodbye to our children in Year 6 - 'Our Class of 2020'. A new adventure lies just around the corner as you start your new secondary schools. We will miss every single one of you! Hold on to your butterfly dreams and thank you for making me feel so welcome this term.

Have a great week everyone and look after each other.

From Mrs Mastrocola



Dear O'Keeffe Class,

I have been really enjoying our Zoom calls! Thank you to everyone that has been joining them, we've had lots of fun and it is great to see everyone. This week your Zoom will be with Miss Mattarooma on Monday at 11am!

My partner and I have been going on lots of river walks. We've walked along the whole length of the River Wey from Godalming to Weybridge. Along the way (pun intended!), there have been lots of interesting sights, such as: a sunken boat, an old pillbox that was built during the war, plenty of cows and many locks.

Donald has been feeling a bit chilly lately so he has wrapped himself up in a blanket and a woolly hat. I think he looks very cosy!

From Mr Burbage



Welcome



Hello Van Gogh!

I hope you have all had a great week.

I must agree with Mr Burbage. The Zoom calls were a lot of fun and it has been an absolute treat for me to be able to see your faces and speak with you directly. This week your Zoom will be with Mr Barson on Friday at 10am!


The week just gone had given me many opportunities to tidy up and organise. At home, I have rearranged the bedroom with my daughter's help. She also sorted her cupboard and made space for a cosy reading corner in her room. We found countless photos and crafts which she did when she was younger and it was hard to choose which ones to keep!

With the help of Mrs Madronero and Mrs Heath, this week I also tidied up our cupboard in the classroom. We found many wonderful pieces of work which I did early on when we started our journey together in Year 1. Time has really flown by and I am really proud of you all!

Have a fantastic week ahead and keep those smiles on!

Mrs Hosseinián xxxx

Welcome



This is me
drawn by my
daughter three
years ago!

Hello Year 1,

Welcome

This week I have thoroughly enjoyed speaking to you all on the phone and seeing you on Zoom. This week on Monday O'Keeffe will all be having a Zoom circle time with their new teacher Miss Mattarooma (and Van Gogh will see Mr Barson on Friday at 10am!).

I hope that you have all had a lovely weekend and are feeling ready for our last full week of school. I can't believe how quickly time has passed but I know that you are all ready for Year 2 and will have an amazing time.

On the weekend, I went to visit my Mum in Southampton for the first time since lockdown. It was very exciting and as she is a hairdresser she opened her salon especially for me. I am so glad that my hair is pink again! I have attached a picture to show you. Did any of you visit family safely this week?

I found out this week that I have passed my course and so I am now officially a teacher. I bought myself a special present so that I could remember my hard work and feel proud. It is a ring. Do you like it?

Keep smiling and have a great week!

Miss Gulliford xxx

I'm officially a teacher!



Do you like my ring?



My hair is pink again.

Wellbeing Activity



Year 1 - Now is the time of year when you start to think about saying **Goodbye** to your **Year 1** teacher and **Hello** to your new **Year 2** teacher. This year things are a bit different (although some things will stay the same.) When you move up to Year 2 think about all the fun things that you will learn.



Thank you and goodbye picture
Draw a picture/make a card for your Year 1 teacher -

- What message would you like to send him/her?
- What have you enjoyed this year at school?
- What would you most like to thank your teacher for?



....and then...

Hello Year 2!

You will have the chance to meet your new teacher in a Zoom Circle Time before the end of term.

- What questions would you like to ask about Year 2?
- What new challenges do you think you will face?
- Write or draw your thoughts and ideas about Year 2!



You'll have your own **locker** in **Year 2!**






WEDNESDAY

15th

July

Pick up and drop off!

For those of you not in school, don't forget that Wednesday the 15th July is the day that your parent or carer needs to come to school to drop off the books and resources you borrowed during lockdown and to pick up any belongings you left at school like P.E kits. If you are attending school in a bubble you can do this any day that you are in school.



	Please come in your surname slot				
Time	9am – 10am	10am – 11am	11am – 12pm	12pm – 1pm	1pm – 2:00 pm
Surname	A – E	F – J	K – O	P – U	V – Z





This week, your sounds to practise are:




school Christmas chorus

(echo, chaos, anchor, stomach)















































































Ned the gnome

(sign, design, gnat, gnaw)



bruised fruit

(suit, cruise, bruise, juice)

play rain cake bacon eight     	tree tea honey baby alien     
high smile tie sky wild     	zoo chew huge rescue fruit     
twirl nurse letter worm learn     	phone goat snow toe    
cat kangaroo school clock    	grass house fence city listen     
twirl nurse letter worm learn     	phone goat snow toe    
cat kangaroo school clock    	grass house fence city listen     
net tennis gnome knight    	egg head fork dawn walk Paul      
sure ear deer chair fetch thumb      	worm whisk spoil boy    

Audio Books




One of this week's mystery readers is Mr Barson reading 'The Lighthouse Keeper's Breakfast' by David Armitage.

<https://www.kingathelstan.kingston.sch.uk/covid-19-home-learning/story-time/story-time-videos-13-7-20/>




https://www.youtube.com/watch?v=_IzCxQmh-x8A

Try 'The skin You Live In' by Michael Tyler.



Why don't you read 'A Vet's Week' by Adrian Bradbury?

<https://www.oxfordowl.co.uk/api/interactives/29264.html>



This week, Miss Mattarova is reading 'Hey Grandude' by Paul McCartney.

<https://www.kingathelstan.kingston.sch.uk/covid-19-home-learning/story-time/story-time-videos-13-7-20/>

click here to get started

This week's story time is Mrs Hosseinian reading 'Winston Was Worried' by Pamela Duncan



<https://www.kingathelstan.kingston.sch.uk/covid-19-home-learning/story-time/story-time-videos-13-7-20/>

click here to get started



Antarctica

Penguin facts:

Most penguin species live in the cold climates of the Southern Hemisphere.

The Galapagos penguins are the only species which live closer to the equator with its warmer climate.

The Emperor penguins are the tallest of the penguin species and their heights could reach up to 120 cm.

Do you know any other facts?




What do penguins eat and how do they catch their prey?

Topic Activity

Are there any other species which live in Antarctica?

How cold do you think the temperature is in Antarctica?



Blue penguins are real!!!



Recreate the setting of where the blue penguin and his new friends live.

Use blue paint or crayons for the sky and add cottons to your scene for the snow. White paint will add dramatic strokes of the cold winds.

Create your own paper structure using newspapers (or something similar) and masking tape.

Science Activity



Which shapes are the strongest?

Is it better to roll the paper or use it flat?

Can you make it strong enough to put your favourite toy on it?

Can it hold a book?



Challenge: Can you make it waterproof?

How tall can you make it?

Can you make one big enough to sit inside?



Physical Activity



Sports Day Races

- Sadly, you missed sports day this year. This week you are focussing on some of the races that you would normally compete in.
- You will need to race against a sibling or parent/carer.

Races

1) Sprint - run as fast as can, pump your arms, knees high and head up.



2) Bean bag - balance it on your head, if it falls you need to pick it up, then continue the race. Use any safe item that you can balance on your head, be creative, for example, try balancing a pair of socks.

Sports Day Races

3) Ladder race - two feet need to go in each of the ladder boxes. It is unlikely you will have a ladder, be creative, you could use card, paper and tape.



4) Egg and spoon - balance the egg/item on the spoon. If you do not want to use an egg you could use a table tennis ball, orange or any other safe item.



Hopefully you have enjoyed participating in the sports day races.

Hi guys, I hope my slides are helping you stay active! Hopefully see you all soon!
Mr McLaughlin



Art Activity

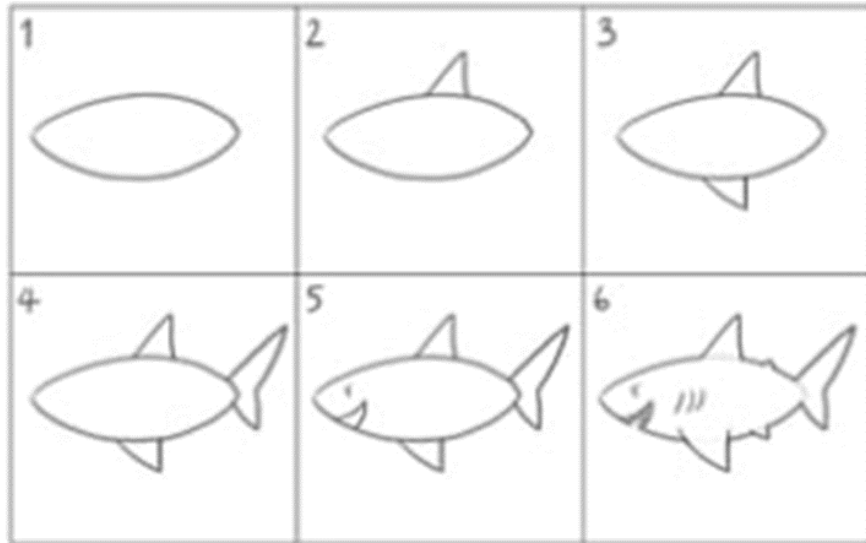


Drawing animals

Have a go at drawing some of these animals using these step by step instructions.



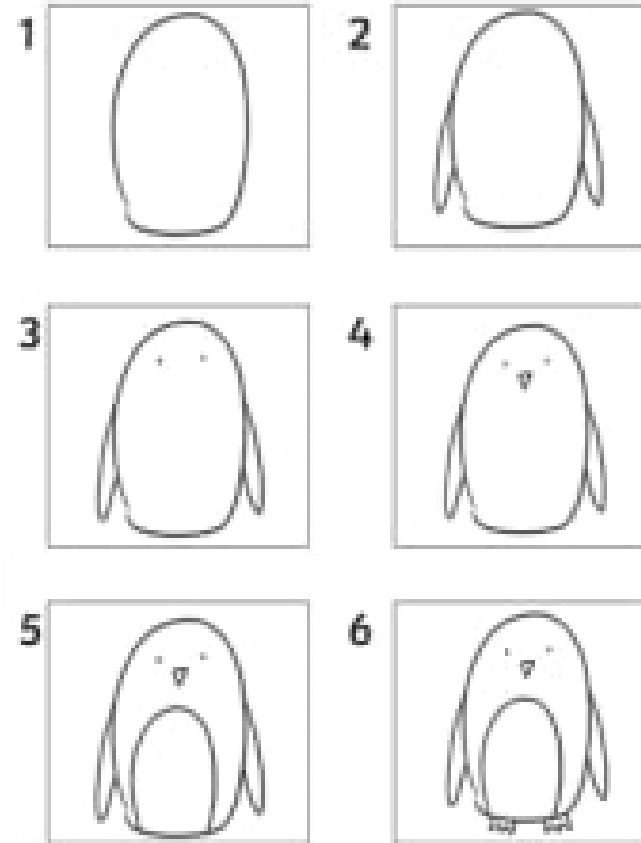
How to draw a shark



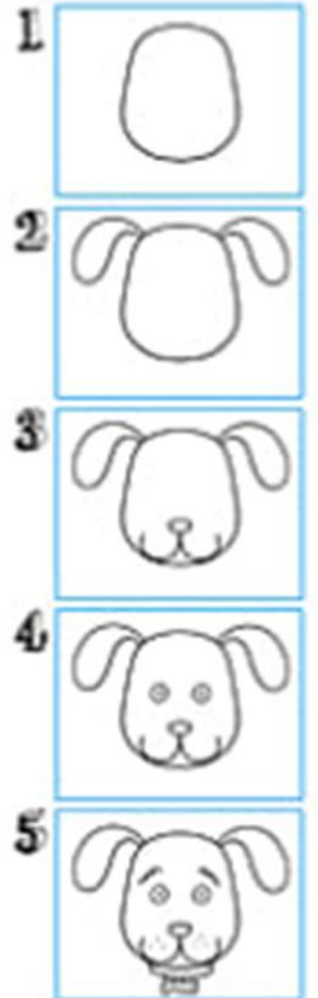
How to draw a cat



How to draw a penguin



How to draw a dog



Music Activity


Body Percussion

All sorts of noises can be made from your own body.
Watch this video to find out more.



<https://www.bbc.co.uk/bitesize/articles/zjcwqp3>

Try
this!



<https://www.bbc.co.uk/cbeebies/watch/the-lets-go-club-super-skill-body-percussion-shuffle>



Omar shows the children how to make music just using his body.
Have a go at making some of the noises they made in the video?

- ❖ flap your arms like a penguin
- ❖ stomp your feet like a dinosaur
- ❖ click your tongue to sound like a unicorn
- ❖ rub your hands together
- ❖ pat your cheeks



Practice making different sounds with your body.
Try using repeated actions to create a rhythm.
You have just created your own piece of music using body percussion!



This week we are going to celebrate....our family!

Creative Activity



Decorate the front cover of your book and be creative!



You will need:



- ★ Some papers (depending on how many family members you have and how much you want to write about them).
- ★ A hole puncher or a pair of scissors to make the holes on the pages (Please ask an adult to help you with this).
- ★ A piece of string or ribbon.
- ★ Colouring pencils, crayons, stickers, paints or anything you like to use to decorate.



Draw a portrait of your family.



Follow these three simple steps:



Write all about them. Who they are, what they're like as a person, their favourite things and why they are special to you.



This week we are going to be reading 'Blue Penguin' by Petr Horáček.



Reading Activity

If you are in school this week we will be doing this in class!




How did the blue penguin feel at the start and end of the story? Why did he feel that way?

Have you ever felt left out like the blue penguin?

What do you think might happen to the blue penguin now?

Try to make your own song like the blue penguin!




Why did the little penguin approach the blue penguin?

Why did the blue penguin decide to stay with the other penguins?

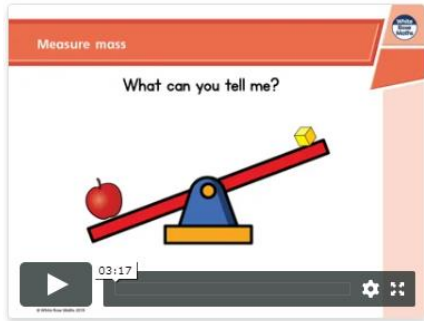


<https://www.youtube.com/watch?v=pYKdcDpS3G0>

Maths Activity



Home COVID-19 Updates COVID-19 Home Learning **COVID-19 White Rose Maths Home Learning** About the school The School Family
Safeguarding Inclusion Year groups Curriculum PE & Sport For Parents & Carers Children's Centre Contact us



Daily Maths Video Lesson and Activity sheet

Watch these videos and pause them to answer the questions on the activity sheets. There is an answer sheet for you to check your work- don't look until you have had a go!

There are 5 lessons about counting in 2s, 5s and 10s. Try one every day.

<https://whiterosemaths.com/homelearning/year-1/>

Select : Summer Term Week 7 (w/c 8th June)

The worksheets from now on will be located on the school website.

COVID-19 White Rose Maths Home Learning

► Year 1

» Year 1 Week 4

» Year 1 Week 5

» Year 1 Week 6

» Year 1 Week 7

» Year 1 Week 8

» Year 1 Week 9

» Year 1 Week 10

► Year 2

If you are in school this week we will be doing this in class!

Our maths work this week is all about counting in 2s, 5s and 10s.

Here are some key words that we will be using this week.

Backwards, forwards,
equal, groups,
altogether.

Josh is drawing equal groups of 3



Complete his drawing.

If you are in school this week we will be doing this in class!

Maths Activity



How many wheels altogether?



$$2 + 2 + 2 + 2 + 2 =$$

How many fingers altogether?



$$5 + 5 + 5 =$$

How many flowers are there altogether?



There are ____ flowers in each bunch.

There are ____ bunches.

There are ____ flowers altogether.

Eva and Whitney are making equal groups of bread rolls.



We need one more group to make 40


We need 10 more rolls to make 40



Whitney

Who do you agree with? Explain why.

In a shop, grapes come in bunches of 10



Max wants to buy forty grapes.

Are there enough grapes?

Our maths work this week is all about counting in 2s, 5s and 10s.

Here are some key words that we will be using this week.

Backwards, forwards,
equal, groups,
altogether.

Josh is drawing equal groups of 3



Complete his drawing.

If you are in school this week we will be doing this in class!

Maths Answers



How many wheels altogether?



$$2 + 2 + 2 + 2 + 2 = 10$$

How many fingers altogether?



$$5 + 5 + 5 = 15$$

How many flowers are there altogether?



There are 10 flowers in each bunch.

There are 5 bunches.

There are 50 flowers altogether.

Eva and Whitney are making equal groups of bread rolls.



We need one more group to make 40


We need 10 more rolls to make 40



Whitney

Both Eva and Whitney are correct. 10 more is needed which is the same as 1 group of 10.

In a shop, grapes come in bunches of 10




Yes there is 50 grapes.

Max wants to buy forty grapes.

Are there enough grapes?

Make sure that you have read this week's book 'Blue Penguin' by Petr Horáček before doing this slide!



If you are in school this week we will be doing this in class!

DRAMA

Writing Activity



Look at the pictures.

- What do you think the big penguins are saying to the blue penguin?
- How do you think the blue penguin is feeling?
- Why do you think he feels like that?
- What is the small penguin saying to the blue penguin?
- How would it make the blue penguin feel to have someone interested in him?

With someone at home, can you act out what the blue penguin and the big penguins might be saying to each other?



Using the drama activity from the previous slide, can you write speech bubbles for the characters on the pages where there aren't any words? Before you start, make sure that you watch the video again to remind you which parts of the story these pictures are showing you. They are in order of where they come in the story.

If you are in
school this week
we will be doing
this in class!

Writing Activity



Are you up for a challenge? If you have completed the speech bubbles then can you take your learning one step further and write the speech into sentences? Remember that when we take speech out of speech bubbles we need to include WHO is speaking. For example: said the penguin.



