

Welcome

Dear O'Keeffe and Van Gogh,

It has been very different in school this week but so nice to see some familiar smiley faces! I can't wait until we can all be back together again. I hope you have been enjoying the home learning slides and the story time videos. I was a mystery reader last week...did you see my story called 'Look up'? Check it out here if you missed it! <https://youtu.be/EwpaDqFQVU>

Now that we are allowed to see some friends and family outside, at a distance, I met up with one of my best friends, Emma. It rained but we still kept to the rules and stayed outside! It was strange not to be able to give her a hug, but it was so nice to see her! We talked about all of the holidays and fun adventures we have had in the past and what we are looking forward to doing when things go back to normal.

This month we would normally be celebrating international day in school with food from around the world and creative activities like traditional dancing, singing and crafts. Do you remember on international day last year we had a book bus visit?

You all enjoyed exploring the books and some of you bought one to take home! Make sure you check out the audio book slide for some books to read virtually. On my last welcome slide I said I was reading Lord of the Rings. I have finished the first book and now I am reading

'The Two Towers' which is the next book in the trilogy. What are you reading at the moment?

Keep sending your amazing home learning pictures to the admin email. I love seeing what you have been up to! Missing you all, Love Mrs Ahearn. xxx



Welcome

Dear Year 1,

I hope you all have had another fantastic week!

It was my mum's birthday last weekend and we went for a picnic in Bushy Park. We all brought our own food and made sure that we kept 2 metres apart. It was tricky at times to keep our distance but we all did our best. On the walk back we spotted two tiny rabbits. They were very bold and weren't scared of us at all!

I've taken a picture of some flowers that I bought last year which I thought were dead. I was really pleased when the flowers started to pop up again!

Donald has been rummaging through our stuff and found a (slightly dented) wicker hat that he wanted to show you!

Enjoy the week ahead,
Mr Burbage



Dear Year 1,

Another week has gone by and I hope that all of you have filled your days with many wonderful experiences.


Welcome

Just like the majority of us, I feel much more comfortable and content when I have a routine. Having one really helps me organise my day and it allows me to think ahead of what I am able to achieve. For example, it was quite hard in the beginning to do my morning exercises. However now, my body and mind are so used to it, I am seeing the results and I can't imagine how I would feel if I didn't get to do it!

My routine also creates a balance with the changes that are happening in recent times.

Our outside areas now look different and our classrooms have also been set up in a way to accommodate for the 'Bubbles' system.

What do you think about this arrangement? Can you discuss with your family what is good about it and why?



Keep on smiling,

Mrs Hosseinian xxx

Dear Year 1,

I can't believe how much time has passed since I last saw some of you.

As you know I am a student teacher and my final university submission is soon and so I have been busy with lots of work this week. I have still been keeping up with my running and exercises this week even in the rain. It helps me to clear my head and focuses my mind ready for a day of work inside.

I am still enjoying cooking and have taken some pictures of some more yummy recipes that I have made. Have you been cooking with your families?

Finally I must tell you what my favourite part of the week has been ... I have seen Mrs Davis and baby Sophie! From a safe distance of course. She misses you all and I have asked her to make a welcome slide to show you all baby Sophie.

I really do think about you all the time and I am looking forward to the day that I will see your smiley faces again.

Miss Gulliford xxx

Welcome

Hello everyone!
Here I am doing
some work in my
space dungarees.



This is miso
vegetable
ramen →



← This is
homemade
pizza

Dear Year 1,

I hope you are all well and have been enjoying your time with your families. I've been thinking of you all a lot and missing you so I've been getting Miss Gulliford to update me on you all. It sounds like you've been busy making the most out of sunny weather, playing games and doing some home learning. I hear some of you are back to school now. I can't wait to see you all again when it's ok and safe for Sophie and me to visit.

I've been busy learning how to be a mummy to little Sophie and loving it. She's now enjoying her baths with the wash that you gave her and now fits into the lovely clothes you bought her too. Thanks again for our presents. Sophie has changed so much since she was born, it's amazing watching her grow and develop. She is now smiling and making noises so we can have little chats. Here are a few photos of her.

Keep smiling and looking after yourselves. Looking forward to seeing you all again, when it's safe to.

Mrs Davis

Welcome



Wellbeing Activity



Happy **International** (at home) Day!

Please dress up in a traditional costume or cook food your family love, which represents your heritage. Have a think about and appreciate, all the magnificent multi culture we have in our school.

Please take a photo and send it into school.



We can't all be together this year, but we can create a video of pictures to put on our website



#Kingathelstanfamily

admin@kingathelstan.rbksch.org



Year 1:
We are all different.
We are all the same.

In school, at this time of year, we are usually preparing for our **International day**. It is a day where we celebrate everyone's unique culture within our **King Athelstan family**. Sadly we are not able to do this at present, but we can still think about all the wonderful things that make us **different but equal**.



Are you my mum?

Yes, we might look different but we are still family.




Wellbeing Activity



Have a good look in the mirror. Notice what colour your eyes are, what shade your skin is, if you have curly or straight hair. Are you talkative or quiet, tall or short, friendly or shy?

Who do you look like? You look like you!

Draw a colourful picture to see what similarities and differences you can spot within your family and friends.



Happy International (at home) Day!
Be kind.
Be proud.
Be respectful to all.

This week, your sounds to practise are:



whisk, whisk

(whale, wheel, white, whisper)

<https://www.youtube.com/watch?v=Nu33CRyJG7k>

blow the snow



(slow, grow, throw, show)

<https://www.youtube.com/watch?v=PHJmFE5E2T0>

Joe's toe



(Joe, heroes, tomatoes, potatoes)

Just like what we practised in phonics last week, both 'ow' and 'oe' have the same sound but spelled differently. Can you find words with this sound and write the correct spelling?

play	rain	cake	bacon	eight	see	tea	honey	baby	alien
tight	smile	tie	sky	wild	zoo	cheer	huge	rescue	fruit
twirl	nurse	letter	worm	learn	phone	goat	snow	toe	
porch	down	walk	Paul	chores	grass	house	fence	city	listen
net	tennis	gnome	knight	egg	head	cat	kangaroo	school	clock
sure	ear	deer	chips	fetch	three	worm	whisk	spoil	boy
fair	bear	care	look	push	jump	giraffe	fudge	orange	
orange	wasp	insect	crystal	shout	cow	robot	cherry	wrote	
shark	chef	attention	delicious	flower	photo	huff	mummy	numb	
leg	spell	turtle	pencil	mammal	vowel	car	palm	bath	

Audio Books For Free




This week's story time is Mr Burbage reading 'A New Home For a Pirate' by Ronda Armitage.



<https://www.kingathelstan.kingston.sch.uk/covid-19-home-learning/story-time/story-time-videos-15-6-20/>



Check this out!

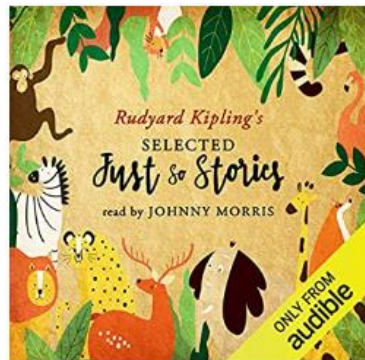


<https://www.youtube.com/watch?v=CaH2MVfO1v4>



We can't recommend Oxford Owl eBooks enough! Go and find some really good books...they let you read along, as well as listen! Just get a grown up to sign up for **FREE**.

<https://www.oxfordowl.co.uk/for-home/find-a-book/library-page>



Why don't you listen to 'How The Camel Got His Hump'?

<https://stories.audible.com/start-listen>

Happy Superhero Day!

Who is your superhero?

Your grandad, step dad, uncle,
brother or dad?

To be a superhero you need to be:

Kind Patient Brave Fun Selfless Loving

Craft something special for your superhero, to show how much you appreciate them.

Make Superhero 'toast hearts' for breakfast (If you have a heart pastry cutter) to say how much you love them.

Your Superhero is amazing and they love YOU!



Create your own superhero



You need: a toilet roll, a food packet, some coloured card and some glue.

1. Cut out a circle of card for the face and decorate using your superhero's favourite colour for the mask.
2. Cut out a length of packaging from your superhero's favourite food (pizza box, cereal packet, beer packaging). Make it the length of the toilet roll and glue.
3. Make a square out of card to fold around the back of the toilet roll to create a cape, and glue
4. Design and cut out a superhero badge (any shape) Glue to the front of your superhero

Why not make your whole Super family!

Make a superhero hand card.

1. Fold a piece of paper or thin card in half. It needs to be large enough for you to fit your hand on it.
2. Draw around your hand.
3. Cut out your hand **only up to the fold** (you might need adult help with this)
4. Decorate your superhero face with bits of wrapping paper/food packaging/felt tips...anything. If you don't have googlie eyes use buttons or bottle tops
5. Write a message inside for your superhero.





Science Activity



Last week we learned about reptiles. This week we are going to be learning about amphibians!

Find out about the life cycle of a frog.

What do they start life as?

How do they change as they get older?



Amphibians are vertebrates. This means they have a backbone.



Amphibians can live in water and on land.



Salamanders and newts are types of amphibians.



The word amphibian comes from a Greek term meaning 'double life'. This is because they can live in water and on land!

Click this link to find out more about amphibians!

<https://www.dkfindout.com/uk/animals-and-nature/amphibians/>

This week we will look at the seaside. A great place that you and your families/carers may have been too. Over the years they have changed a lot, however there are some things that have stayed the same. Ask your families/carers what the seaside was like when they are younger. From their answers are they the same now or have they changed. Below are two pictures, one of the seaside from many years ago and another taken a lot more recently.

Your task is to spot the similarities and differences on each picture. Some things are the same and some things that are different. You can put your answers on a table a little bit similar to the side

Topic Activity

Similarities	Differences



Old



New


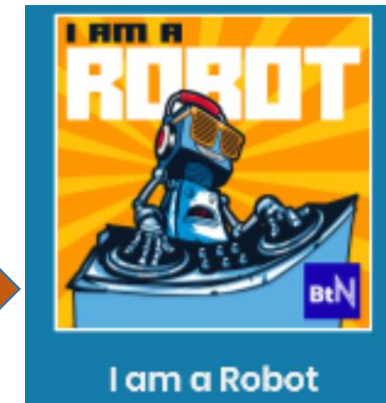



Music Activity



Exploring layers in music

What do songs sound like without a voice? What does some music sound like without drums? Most music has many layers - if you listen hard, you may be able to hear different instruments, a beat under the tune and a voice singing. Have a go at exploring these layers by playing 'Bring the Noise': <https://www.bbc.co.uk/teach/bring-the-noise/eyfs-ks1-music-play-it-bring-the-noise/z4sq92p>






Choose from different songs to practise with layers

Get started with Play It! and explore the different elements that make up a song, play or clap along with the music and make then listen back to your own version of songs Play It! contains five songs with more to come soon.

Get musical with *I am a Robot*, *Hands in the Air*, *Take You Home*, *Be in the Band*, *Bring the Noise* and *Spooky World*.

Try the other activities available to practise with beats and noise!



Art Activity

Printing with fruit, vegetables and objects from the recycling bin!

This week, why not have a go at creating pictures with fruit and vegetables? Try to use parts of the food that cant be eaten - the bits that you cut off before cooking. Get creative and try the techniques shown with a variety of foods. Or, alternatively, you could use old cotton reels, bottle tops, wheels from toy cars, leaves, bubble wrap, etc, to print and roll paint onto paper!

For ideas, head to: <https://www.firstpalette.com/craft/fruit-vegetable-prints.html>

<https://artfulparent.com/printmaking-ideas-kids/>

Watch some tutorials: <https://www.youtube.com/watch?v=zCNc6hGg6aE>



*Remember to get an adult to help you to cut fruit and vegetables.



Physical Activity



Balancing Game

- Create an area to work in (inside or outside).
- Travel around the area and wait for a sibling or parent/carer to shout 'stop'.
- On the word 'stop' you need to roll a dice or pick a number from a hat (put numbers 1-6 in a hat).
- Whichever number the dice lands on/number selected from the hat is how many body parts you need balance on. For example, 4 means you will need to balance on 4 body parts.

Challenge

- Work with a sibling or parent/carer. Perform the same balances.
- Be as creative as you can!

Movement Activity

- Create an area to work in (inside or outside).
- Your Parent/Carer calls out 'bedtime'. When they call this word you will need to lie down and stretch out.
- Your parent/carer will now ask you to move around (walk, jump, skip, hop). Then they will call out 'bedtime' again.

Challenge

- What other ways can you travel around? You could dribble a ball or balance a ball on a tennis racket.
- Can you use gymnastics to move around? Maybe you could perform a forward roll? Be creative!



Hi guys, I hope my slides are helping you stay active! Hopefully see you all soon!
Mr McLaughlin



This week can you follow this video to make your very own mouse bookmark.

<https://www.youtube.com/watch?v=ajPnqLqvqqM>

Here is a list of the materials that you will need.

- Paper
- Scissors
- Colouring pens/pencils

As an extra you can decorate your bookmark however you like using anything you have at home. For example: glitter, pom poms or googly eyes. It's up to you.



This is what your bookmark should look like when it is finished.

Creative Activity



This activity is called origami. Do you know what that word means? If you are unsure look it up in the dictionary or Google it. What other origami activities have you been doing during isolation?

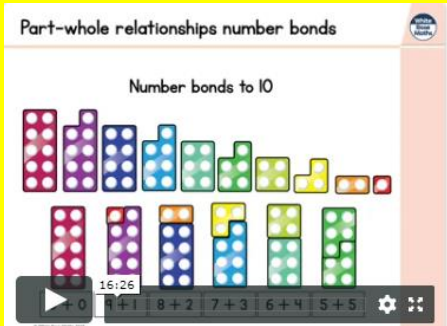

Maybe you could make more than one bookmark and give them to your family to save the page of their favourite book. If you don't want to make any more mice can you make different animals instead? Maybe a cat or a dog?



Hey, my name is Milly the mouse! Can you make me some friends? I like to be friends with lots of different species!



Maths Activity



Daily Maths Video Lesson and Activity sheet

Watch these videos and pause them to answer the questions on the activity sheets. There is an answer sheet for you to check your work- don't look until you have had a go!

There are 5 lessons about number bonds. Try one every day.

<https://whiterosemaths.com/homelearning/year-1/>

Select : Summer Term Week 3 (w/c 4th May)

Get the Activity

Y1 Lesson 1 Find and make number bonds 2019

Click this for the worksheet.


Get the Answers

Y1 Lesson 1 Answers Find and make number bonds 2019

Click this to get the answers.

If you are in school this week we will be doing this in class!

Maths Activity

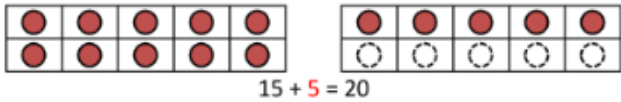


If you are in school this week we will be doing this in class!









Our maths work this week is all about number bonds!

We are going to be exploring which numbers add together to make numbers within 20.



How many different ways can you find to make 20?

You could start by getting 20 of something to help you count and splitting them apart!

 + ? = 	 + ? = 	 + ? = 
$10 + \square = 20$	$13 + \square = 20$	$5 + \square = 20$


Circle **three dice** that add to make **6**



Circle **three dice** that add to make **8**




Can you help the robots find the missing numbers to make 20?



Maths Activity

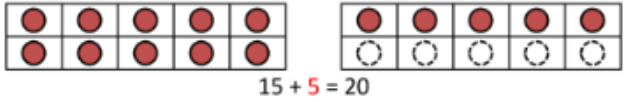
answers



If you are in school this week we will be doing this in class!







Our maths work this week is all about number bonds!

We are going to be exploring which numbers add together to make numbers within 20.



How many different ways can you find to make 20?

You could start by getting 20 of something to help you count and splitting them apart!

 + ? = 	 + ? = 	 + ? = 
$10 + 10 = 20$	$13 + 7 = 20$	$5 + 15 = 20$


Circle **three dice** that add to make 6



Circle **three dice** that add to make 8



Can you help the robots find the missing numbers to make 20?



Reading Activity



This week we are going to read 'The Whale Who Ate Everything' by Dan Devoe.



If you are in school this week we will be doing this in class!

Can you draw an under the sea setting for the whale?



Once you have finished listening to the story, think back to all the things that the whale ate.

Can you remember what he ate in order?

What do these objects have in common?

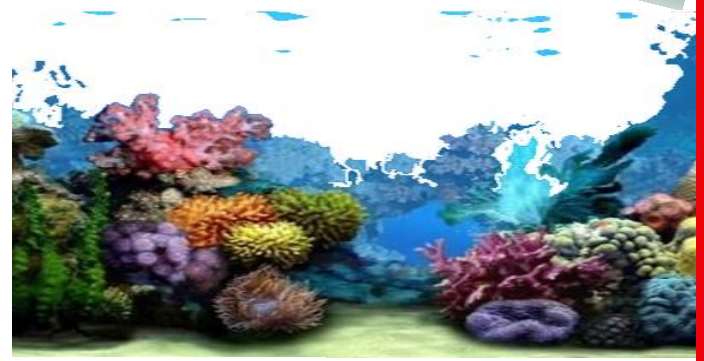
Clue: it has something to do with how the words sound)


What other creatures do you know live under the sea?



Click here to listen to the story.

<https://www.youtube.com/watch?v=S4Sxu4RKQhI>






Let's have a go at rhyming just like in the story 'The Whale Who Ate Everything'!

Writing Activity



This was what we thought the whale might have eaten.

Your turn!




If you are in school this week we will be doing this in class!

Extra Home Learning



Here are some extra websites and resources you can access if you would like your child to be doing more at home.


Recommended Work Books



More learning please!

Collins

<https://collins.co.uk/collections/primary-revision/cil2-mathematics>



<https://www.schofieldandsims.co.uk/key-stage-1/>



OAK
NATIONAL
ACADEMY

The Oak National Academy has virtual lessons to follow!

<https://classroom.thenationalacademy/year-groups/year-1>



Log on to Busy things for fun learning activities. Use your j2e login.

LGfL

<https://www.busythings.co.uk/play/>

Thinkers Project

Knowing	Understanding	Applying	Analysing	Creating	Evaluating
What do you know about mini-beasts? What would you like to learn?	Which animal would you choose as a pet? Draw and label it. Why have you chosen it?	Interview an adult about where they went on holiday when they were little. List the questions you ask.	Spot the differences! Look at different mini-beasts. How many legs do they have? Do they have wings?	What would you rather have a hedgehog or a tiger as a pet? Write about how you would look after it.	Which sense? Would you rather have the sense of smell of a honey bee, the speed of a cheetah or the eyesight of a hawk? How would you use it?
Find 10 number facts about mini-beasts? Which one is the most amazing?	Draw and label your design for a mini-beast hotel. What materials would you choose? Why?	Construct a counting game using a dice and play it with a friend.	Choose 2 animals and compare them. Compare their height, their strength, their weight, their speed, their body parts, size and length. Which animal would win a race?	Can you make a top trumps pack of cards to play with a friend? Wild animals, pets, farm animals, mini-beasts -you choose!	Create a survey to find out peoples' favourite animals.
Have a look outside in a garden or in the park. Can you draw a map of where you can find mini-beasts?	Draw and label your favourite animal.	Invent a honey bee dance.	Go and visit Richmond or Bushy Park. How many different animals can you spot? Draw and name them.	Create your own mini-beast. How many legs will it have? Does it fly? Does it swim?	Would you rather be an eagle or a dolphin? Explain your reasons.
Can you remember all the words of our school song? (The Power in Me)	Choose your favourite nursery rhyme/song or poem. Can you learn all of the words? Explain to your parent or carer why you like it.	Choose an animal. What kind of sound does it make? Can you record your sound? Explain why it makes a sound.	What kind of sounds would you hear at the seaside?	Compose a new song to teach your class using an instrument you have made.	Listen to a song or a nursery rhyme. Can you add another verse of your own to improve it?