

Welcome

Dear Hockney and Matisse,

A lot has happened since I wrote my last slide. We now have quite a few children back at school, working in small bubbles. Each bubble arrives and leaves at a different time so I spend a lot of time on the school gate. We are hoping to have you all back, if the government say it is safe to do so, in September. We miss you so much and can't wait to see you all.

After this message is a slide from your new class teachers. I know you will all enjoy hearing about your classes for 2020-21. It's always a mixture of feeling excited and nervous. Don't worry - we will all look after you, just like normal. It may seem a little strange at first but you will soon get used to it.

I have been very busy writing a comment on each of your reports. It takes a long time as there are 461 to do! I really enjoy reading your teachers' comments about you and all the hard work you have been doing. It makes me feel very proud of you all.

I have continued to get on with DIY when I have spare time. I am now decorating the porch. I am changing the walls from white to light grey and the floor from dark red to dark grey. I have also made cards for my friends' birthdays.

I celebrated Father's Day with my family. It was the first time I had seen them since the start of the lockdown. We all stayed 2m apart and had a picnic in my mum and dad's garden. Luckily it was a nice warm day. It was so lovely to see everyone. I hope we will be able to meet up again soon. In the photo I am sitting on the wall on my mum and dad's pond.

I have just completed week 8 of "Couch to 5K" - the app that helps you become able to run/jog 5km without stopping. This week I ran for 28 minutes every other day. I have got just one week left until I finish the programme. Then I need to keep up the running every other day and try to continue to improve my fitness. Remember to ask me how I am doing! Have you been doing lots of exercise during the lockdown period?

Take care of yourselves and your families. I hope to see you all soon. Miss Newton xx



Welcome

Hello 'new Da Vinci families'!

I am very excited to be your new teacher in September. Da Vinci is an amazing class to be in and I just know we are going to have a spectacular year! We do some fascinating topics in Year 3 and read some wonderful books. We'll find out about the Stone Age, Africa and inventions and lots more besides.


We are going to get the chance to see each other in the next few weeks on our Zoom call. We'll play some games and have a chat about ourselves and Year 3. Can you think of three things you can share about yourself? Also if you have any questions you want to ask, then please do write them down ready to ask in our Zoom call. I will try to answer as many as possible!

Let me tell you a little bit about myself. My hobbies include running, art, cooking, yoga and reading. What do you like doing? I have two tabby cats called Jack and Skittle. Have you got any pets? I am passionate about the outdoors and have the honour of leading the development of the Outdoor Learning Environment. We are going to have an amazing outdoor space to use very soon, and moving into Year 3 means you will be playing in the brand new KS2 playground. Wow!

I'm looking forward to getting to know you all,

Take care and see you soon,

Mrs Williamson



I ran my first half marathon last year!

My cats, Jack and Skittle. They are brother and sister and love to hide in boxes!

Cheesy scones I baked



Do you like the faces I made during lockdown with my daughters?

Welcome

Hello 'new Cassatt families'!

I love baking especially cupcakes.



I am really excited to be your teacher in September, as we are going to have a fantastic time together. We have so many fun activities planned for you. I already know some of you from year 1 and I am really looking forward to seeing you again. I kept such a fond memory of you from our phonics lessons.

As you may know I have been at King Athelstan for few years now, but mainly in year 1. I have just had my first year in year 3 and I absolutely loved it. When I am not teaching, I enjoy spending time with my family. I have a son, who is starting secondary school next year. He doesn't go to King Athelstan because we live too far away. I also have a dog, Benjy. You can see him in the picture. He is very sweet and friendly and he loves getting dirty and muddy in the garden. I also love baking and cooking. I almost forgot, I am French. I was born and raised in France and went to Primary school in France. That's why, when I speaking, I have a French accent. I am looking forward to seeing you all.

Take care and see you soon,
Miss Sartou

Tulips are my favourite flowers.



In my home town, storks like to build their nests on rooftops.


This is my dog Benjy. He is 12 years old but still acts like a puppy.



Wellbeing Activity



Year 2: SLEEP is one of the most important things you need. It keeps your body and mind healthy and working well. If you are tired you can not play with your friends, learn at school or enjoy your day. So look after yourself and get *lots of sleep*.



Sleep Fact:
Did you know that getting enough sleep improves your memory. So if you have a good nights sleep you will be a better learner!



Try this tonight: Turn off your devices and do something calming and relaxing at the end of the day, to prepare yourself for a good nights sleep. With a family member, think about the *3 best things* that happened to you today & take it in turns to say them out loud.

Appreciate the good things!

Sharing positive thoughts makes you feel happy and relaxed - ready to drift off to sleep with a smile on your face 😊



This week, your sounds to practise are:

Phonics



chew the stew

(crew, knew, newt, threw, pew)

<https://www.youtube.com/watch?v=LoN6-BXNzYY>

https://www.spellzone.com/word_lists/list-252.htm

<https://www.phonicsplay.co.uk/resources/phase/2/picnic-on-pluto>

Phase 5, ew



cycle in the city

(pencil, cinema, circle, cell, circus)

<https://www.youtube.com/watch?v=QloCa7wP-64>

https://www.spellzone.com/word_lists/list-223074.htm

https://www.spellzone.com/word_lists/look-say-cover-write-check-223074.htm



bread on my head

(read, health, weather, instead, measure)

https://www.spellzone.com/word_lists/list-173.htm

https://www.spellzone.com/word_lists/look-say-cover-write-check-173.htm

https://www.spellzone.com/word_lists/list-174.htm

https://www.spellzone.com/word_lists/look-say-cover-write-check-174.htm

play	rain	cake	bacon	eight	see	tea	honey	baby	alien
tight	smile	tie	sky	wild	zoo	chew	huge	rescue	fruit
twirl	nurse	letter	worm	learn	phone	goat	snow	toe	
porch	dawn	walk	Paul	chores	grass	house	fence	city	listen
net	tennis	gnome	knight	egg	head	cat	kangaroo	school	clock
sure	ear	deer	chips	fetch	three	worm	whisk	spoil	boy
fair	bear	care	look	push	jump	giraffe	fudge	orange	
orange	wasp	insect	crystal	shout	cow	robot	cherry	wrote	
shark	chef	attention	delicious	flower	photo	huff	mummy	numb	
leg	spell	turtle	pencil	mammal	vowel	car	palm	bath	

The 'qu' Special

Remember:

The letter **q** is usually always followed by the letter u.

e.g. **quiet square**

<https://www.youtube.com/watch?v=Nawc37HyTQ>

<https://www.youtube.com/watch?v=AzAabhC55xo>

Task: Spell these words.

Q . ck! Hurry up!

Ducks go q . ck



Sleep under a q . lt



Don't q . t! Never give up!

The king and q ___ n



Spelling Rules



Task: Add qu or squ to complete these words.

___eeze

___eal

___iver

___ite

___int

___ash

___ake

___iz

Which word has an 'o' sound spelt a?

Using a Question

SPAG Activity



Questions are sentences that ask something. We use a question mark ? at the end of a sentence to show that we're asking a question. For example, "Where have all the biscuits gone?"

Video Clip:

<https://www.bbc.co.uk/bitesize/topics/zrqqtfr/articles/z2xdng8>

1. Tick the questions that match the answers below.

Yes, I love it!

- A. Could you pass the book?
- B. Are there many pages in the book?
- C. Do you like the book?

No, probably not.

- A. Should you be eating sweets?
- B. Do you eat sweets?
- C. Are you eating sweets?

2. Choose an opener from each word bank to complete the question below.

..... you want to go swimming?

Can
Are
Do

May
Should
Would

..... pass the pencil to me please?

3. Write a question that Omar has asked Jess.



Omar

Would....

Yes, I would like to play outside please.



Jess



Reading Activity








Reading Comprehension called 'Weather of the World'.

WEATHER – SYDNEY, AUSTRALIA

9th January – 13th January

FORECAST SUMMARY

This week will be very warm. It will be sunny and dry most days but we do expect some rain towards the end of the week. Have your barbies on Monday and Tuesday while the weather is at its best!






Monday	Tuesday	Wednesday	Thursday	Friday
				
30°C	28°C	24°C	23°C	21°C

WEATHER – NUUK, GREENLAND

9th January – 13th January

FORECAST SUMMARY

This week will be very cold but it's a little warmer than last week! By Wednesday, we expect to see heavy snow. We predict that this will continue into next week so wrap up warm when you're out and about.

Monday	Tuesday	Wednesday	Thursday	Friday
				
-7°C	-5°C	-3°C	0°C	-2°C

Try recording your own weather report using the information from this text.

Questions on the next page



Reading Activity



1. What is the date on Monday?

.....
.....

2. What will the temperature be when it rains in Sydney?

.....
.....

3. What sort of clothes would you wear on Monday and Tuesday in Sydney?

.....
.....

4. What sort of clothes would you wear for the weather in Nuuk, Greenland?

.....
.....

5. Which city has the most changes in the type of weather during the week?

.....
.....

6. What is a 'barbie'?

.....
.....

7. What season do you think it is in Sydney, Australia?

.....
.....

8. What does 'predict' mean?

.....
.....

Audio Books From King Athelstan



One of this week's mystery readers is Mrs Davis reading 'What the Ladybird Heard' by Julia Donaldson.

<https://www.kingathelstan.kingston.sch.uk/covid-19-home-learning/story-time/story-time-videos-2/>

Click here to get started



This week's story time is Miss Smee reading 'Monkey puzzle' by Julia Donaldson.

<https://www.kingathelstan.kingston.sch.uk/covid-19-home-learning/story-time/story-time-videos-2/>


Click here to get started



One of this week's mystery readers is Vida reading 'Duck in the Truck' by Jez Alborough.

<https://www.kingathelstan.kingston.sch.uk/covid-19-home-learning/story-time/story-time-videos-2/>

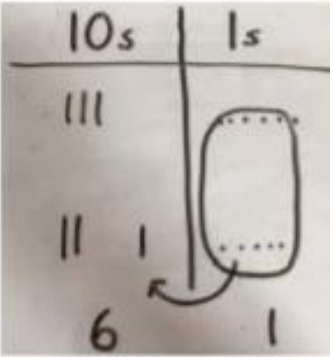
Click here to get started



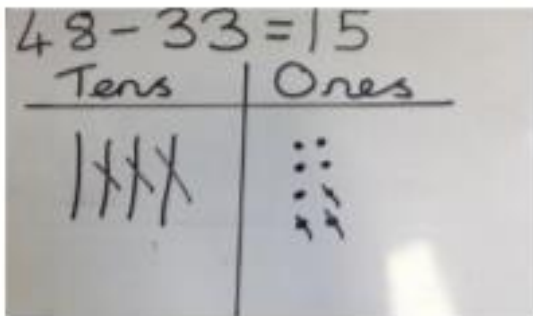
Reminder of methods

	Tens	Ones
	11	3
+	1	
=	3	4

Adding with no regrouping



Adding with regrouping
 - Circle the 10 ones, regroup and put in the tens column.
 - Count the reminding ones



Subtracting when exchanging
 - Partition first number
 - Subtract the next number by crossing out the ones and then the tens

Fluent in 5

Remember to show your workings

$$67 + 25 =$$

$$110 \text{ divided by } 10 =$$

$$8 + 2 =$$

$$37 + 44 =$$

$$\frac{1}{2} \text{ of } 12 =$$

$$20 \text{ divided by } 5 =$$

$$35 \text{ divided by } 5 =$$

$$8 + \underline{\quad} = 20$$

$$11 \times 2 =$$

$$44 - \underline{\quad} = 11$$

$$50 \text{ divided by } 5 =$$

$$34 + 22 =$$

$$16 \text{ divided by } 2 =$$

$$6 + 9 + 4 =$$

$$56 + 38 =$$

Maths Activity



Classroom Secrets

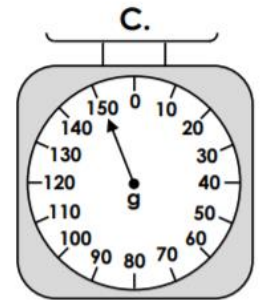
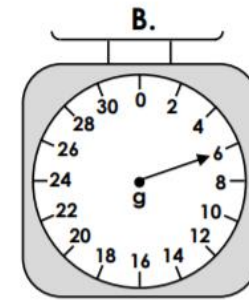
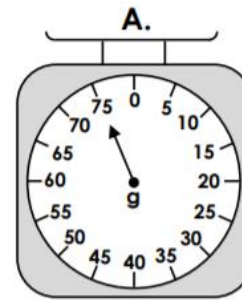


Match each item with the correct scales.

raspberry  6g

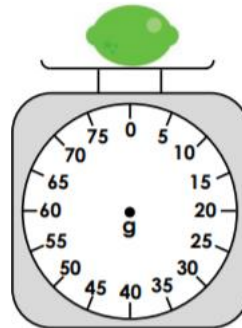
potato  150g

apple  75g




Draw the pointer in the correct position on the scales.


75g



12g



140g





Please note!

This week we would like you to focus on telling the time. Think about telling an adult the time during the day or evening. Please only complete lesson 3 and 4.



Week 11 week beginning the 6th of

July - Lesson 3

<https://whiterosemaths.com/homelearning/year-2/>

Diving Deeper



Find more worksheets on <https://www.kingathelstan.kingston.sch.uk/covid-19-maths/year-2/>

The clock shows 6 o'clock.

true false



Explain how you know, use the sentence stem.

I know that it is true/ false because

Lesson 3 - O'clock and Half Past

1 Match the clocks to the times.



7 o'clock



3 o'clock



12 o'clock



10 o'clock

Complete the sentence.

At o'clock, the minute hand points to

2 Match the clocks to the times.



half past 4



half past 1



half past 9



half past 6

Complete the sentence.

At half past, the minute hand points to



Week 11 week beginning the 6th of
July - Lesson 4

Find more worksheets on
<https://www.kingathelstan.kingston.sc.h.uk/covid-19-maths/year-2/>

Lesson 4 - Quarter past and quarter to

<https://whiterosemaths.com/homelearning/year-2/>



The clocks have no numerals.



a)



You can still work out what time they show.

Why does Dora think this?

b) Write what time each clock shows.

1 Match the clocks to the times.



quarter past 1



quarter past 12



quarter past 9



quarter past 5

Complete the sentence.

At quarter past, the minute hand points to

2 Match the clocks to the times.



quarter to 10



quarter to 1



quarter to 7



quarter to 3

Complete the sentence.

At quarter to, the minute hand points to



O'clock and Half past

1 Match the clocks to the times.



7 o'clock



3 o'clock



12 o'clock



10 o'clock

Complete the sentence.

At o'clock, the minute hand points to

2 Match the clocks to the times.



half past 4



half past 1



half past 9



half past 6

Complete the sentence.

At half past, the minute hand points to

Quarter past and quarter to

1 Match the clocks to the times.



quarter past 1



quarter past 12



quarter past 9



quarter past 5

Complete the sentence.

At quarter past, the minute hand points to

2 Match the clocks to the times.



quarter to 10



quarter to 1



quarter to 7



quarter to 3

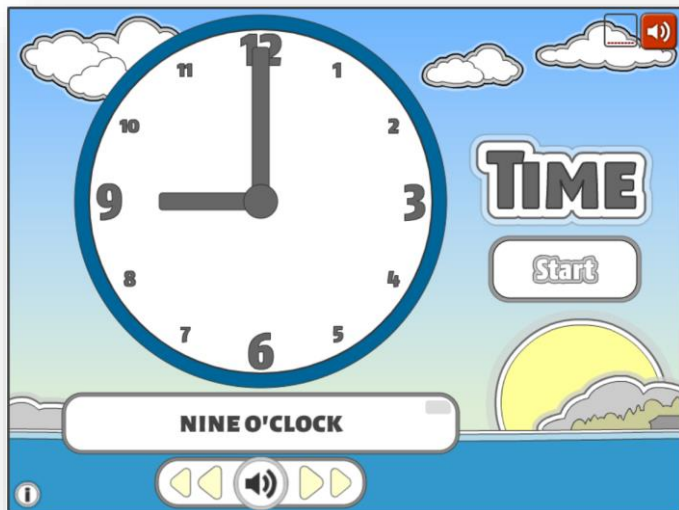
Complete the sentence.

At quarter to, the minute hand points to



Find all the answers on <https://www.kingathelstan.kingston.sch.uk/covid-19-maths/year-2/>

Interactive Games



<https://www.gamestolearnenglish.com/telling-the-time/>

Maths Activity



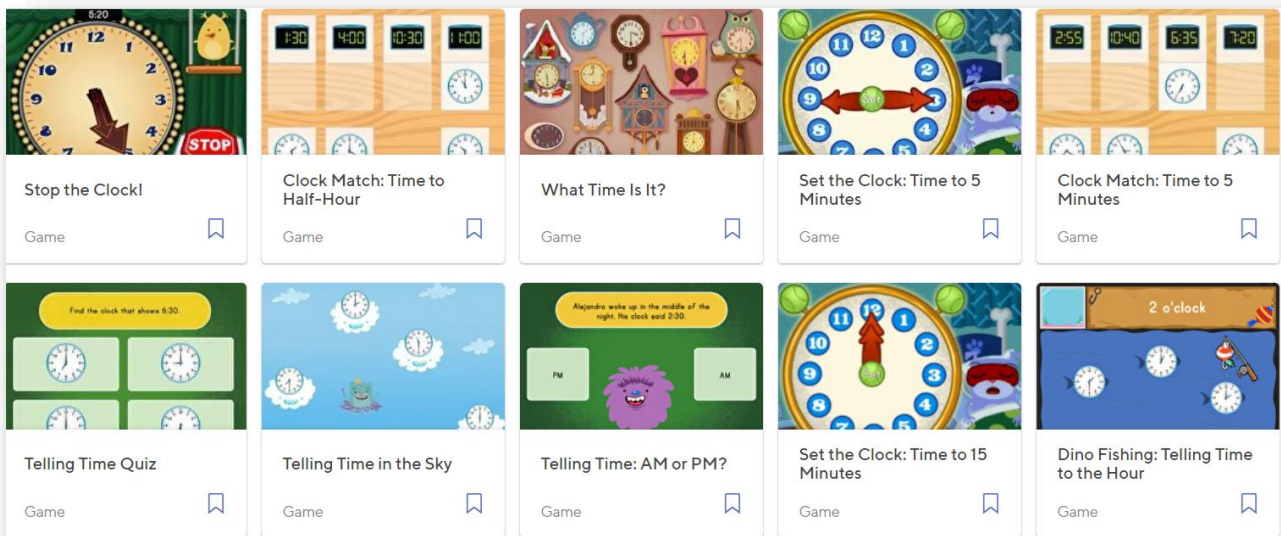
<https://mathsframe.co.uk/en/resource/resource/116/telling-the-time>

Songs



Let's Learn About the Clock | Fun Clock Song for Kids | Jack Hartmann

<https://www.youtube.com/watch?v=tEmg9l4-9xY>

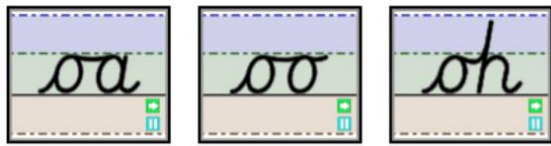


Section of activities

<https://www.education.com/games/time/>



<https://www.bbc.co.uk/teach/supermovers/ks1-maths-telling-the-time/zk4t8xs>



New handwriting

Writing Activity



Read the poem starter...



Counting Poem

Can you
make your
poem rhyme?



One spotted ladybird perched on a leaf,
Two wriggly worms slithering through the soil ,

Three baby tadpoles changing into frogs ,

Four beautiful butterflies fluttering in the breeze ,

Five minute millipedes marching through the grass ,



Task: Finish the poem by counting up to 10 and using the word bank below. You can include any mini-beasts in your poem.

lazy	busy	rushing	hovering	sliding
tiny	darting	steady	buzzing	quiet



E-safety

Topic Activity

At the moment, we are all using technology that little bit more. It is important that we remember how to be safe online.



Hector needs your help! He has not seen his friends during lockdown and needs to remind his friends about how to be safe online.

Create a poster that you can send to a friend, so they can keep safe online. Highlight the key points of being safe online.

At the start of the year we learnt about being safe online by watching **Hector's World**. We learnt about keeping our personal information safe. Can you remember what personal information is? We also looked at the word 'trust'. Can you remember what trust means when you're online?

<https://www.youtube.com/watch?v=zEA7324y00A&xt=32s>

Click here to get started

S
Stay Safe
Don't give out your personal information to people / places you don't know.

M
Don't Meet Up
Meeting someone you have only been in touch with online can be dangerous. Always check with an adult you trust.

A
Accepting Files
Accepting emails, files, pictures or texts from people you don't know can cause problems.

R
Reliable?
Check information before you believe it. Is the person or website telling the truth?

T
Tell Someone
Tell an adult if someone or something makes you feel worried or uncomfortable.

Follow these SMART tips to keep yourself safe online!

Science Activity

Make your own Slime



Jelly Slime



Ingredients

- 100g Cornflour
- 2 sachets sugar free jelly (lime or strawberry is nice for a green or red colour)
- 70g warm water.

Method:

Combine the powders in a bowl with a fork. Stir in the water. It might seem a little solid but after a lot of kneading (with your hands) it becomes a good stretchy consistency for playing with. There are a range of different fruity jelly flavours to choose from, so it can be pink (raspberry) red (strawberry) or green (lime).



Think about what reaction is happening between the cornflour and water.

Create a story board to show the steps for making the slime.

What did you do first?

Then what did you do?

Then...

Remember to ask an adult for help

Science - What Am I?




Image 1

Last week's was a **plug** !!!!

Plugs are made up of several parts. You will see that some parts are insulators as they are made out of plastic and some are conductors as they are made out of metal. The wires that you see exposed are made out of copper and the three pins are made of brass. You should not see the insides of a plug when connecting an appliance as it could mean that it is dangerous to use.

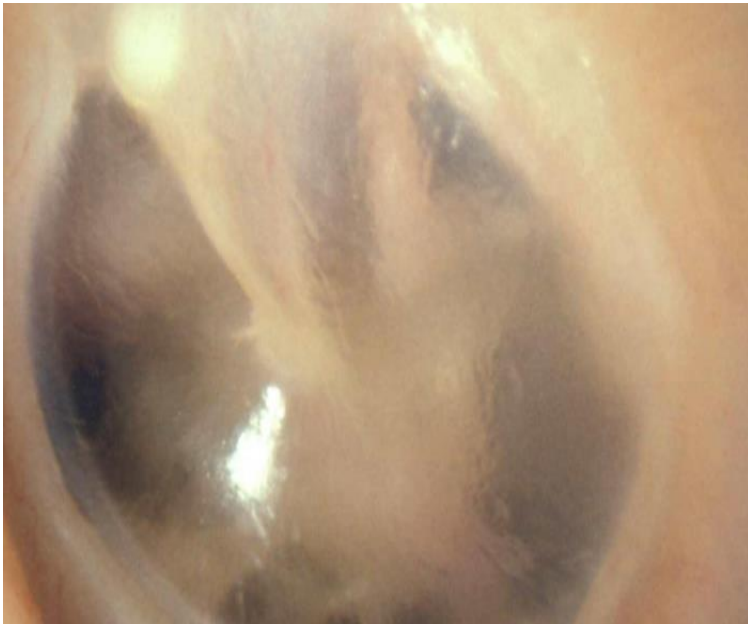


Image 2



Image 3



Here is an object that has been put under a microscopic lens. The title of this image is 'Hidden depth'. What do you think it is? We will let you know next week 😊



Physical Activity



Cricket - Target Practise

For this activity you will need a ball or similar object (scrunched up piece of paper).

Challenge 1

- Recap throwing a ball/object under-arm to a partner.

Challenge 2

- Practise throwing the ball/object to a target, for example, a wheelie bin or box.
- How many times can you hit the target?

Challenge 3

- As you improve increase the distance between you and the target.

Challenge 4

- Play against a sibling or parent/carer to see who can hit the target the most.



Athletics - Travelling

In the summer term you would normally develop your skills in athletics.

This week you are learning different ways to travel.

Travelling

- Different body parts.
- Different speeds.
- Different heights.



Take off/landing

- Bend your knees.
- Use arms for power/balance.
- Head up.

Challenge 1

- Use different animals to demonstrate ways of moving:-
 - Horse - long leaps.
 - Kangaroo - long, high jumps.
 - Frog - crouch and leap.



Challenge 2

- With a sibling or parent/carer share different ways to travel, for example, take off and land on one foot, take off on one foot and land on two feet.

Hi guys, I hope my slides are helping you stay active! Hopefully see you all soon!
Mr McLaughlin



Music Activity

Music in film



Music is often used in film and TV to help the viewer experience different feelings such as excited, scared or sad during parts of the film.

Watch this short animated film 'Fishing with Sam'.

<https://www.youtube.com/watch?v=xMnxz3BC7EM>



Other great examples of music being used to create atmosphere in film/TV are the two animated Christmas films - 'The Snowman' and 'The Bear' by Raymond Briggs.



The film has no spoken dialogue. Why do you think the music is so important?

Listen carefully to the music used during the film.
(You may need to watch it twice)

How does the music change at different parts of the story?

Which parts are loud? Which parts are quiet?
How does it make you feel when the music is slow or when the music is fast?



Art Activity

Painting Pebbles

While out walking this week, see if you can find some pebbles for this art activity. Smooth, medium to large sized pebbles work best. Paint any design you like!

You could create mini-beasts...



Or make funny faces...

Even funny shaped pebbles can be used!



Or paint your own design or pattern.



If you have any pva glue at home, you can paint it over your pebble to give it a shiny, protective coating.




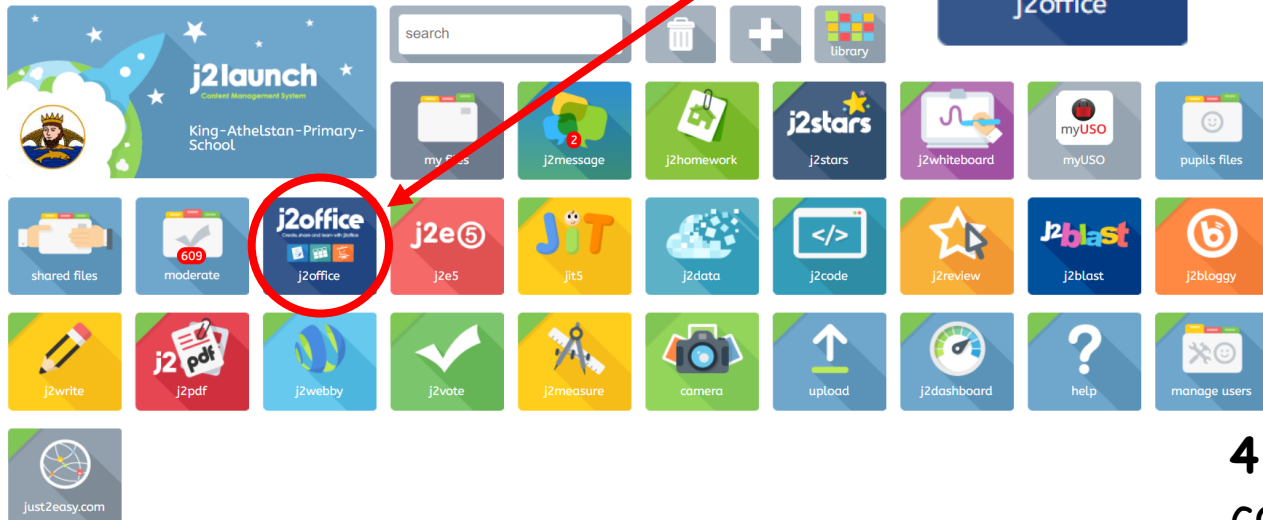
If you don't have any paint, you could use felt tips instead. Choose light coloured pebbles.



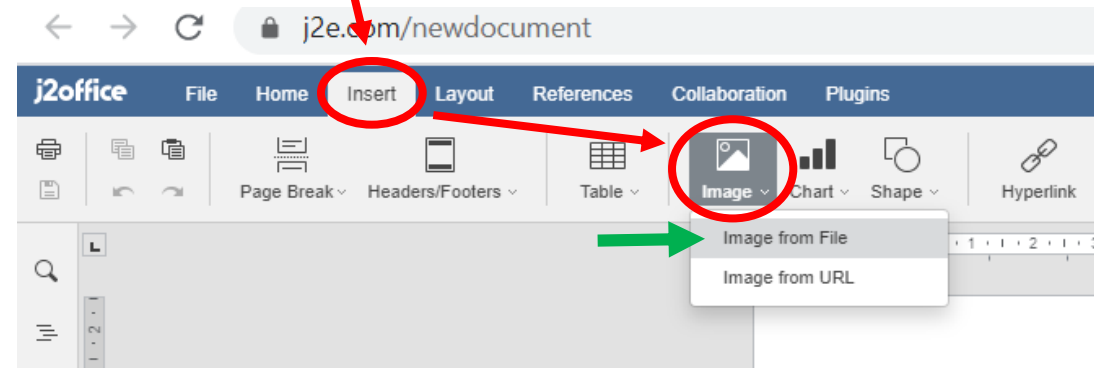
Sharing work to J2e

Uploading photos of work onto J2e.

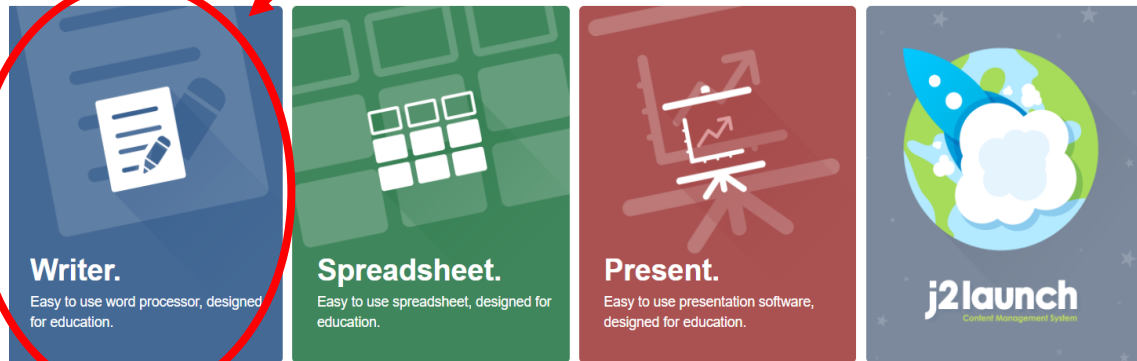
1. On the home page, click on 'j2office'.



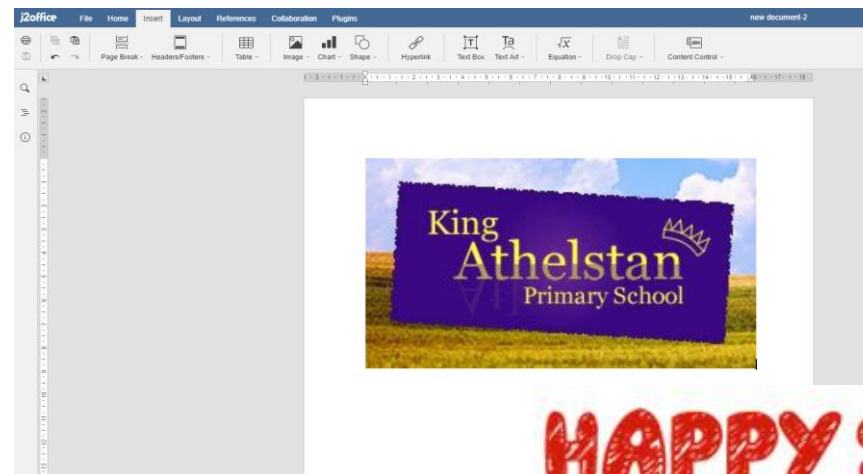
3. Click on 'Insert' and then go to 'Image'. Click on the arrow and click on 'Image from File'.



2. Click on 'Writer'.



4. Select your image from a file from your computer or device. Then insert the image into the document.



5. Type in text on your document, to explain your work.

HAPPY SHARING

Extra Home Learning KS1


Here are some extra websites and resources you can access if you would like your child to be doing more at home.

<https://www.kingathelstan.kingston.sch.uk/covid-19-maths/>




Recommended Work Books

<https://www.cgpbooks.co.uk/primary-books/ks1/english/reading/em1hsb14-year-1-home-learning-bundle-maths-and>



<https://www.schofieldandsims.co.uk/key-stage-1/>



twinkl

<https://www.twinkl.co.uk/resources/covid19-school-closures>



OAK
NATIONAL
ACADEMY

The Oak National Academy has virtual lessons to follow!

Year 2

<https://classroom.thenational.academy/year-groups/year-2>



Log on to Busy things for fun learning activities. Use your j2e login.

LGfL

<https://www.busythings.co.uk/play/>