

Dear Hockney and Matisse,

Welcome

I miss your happy faces so much and have been thinking about you all a lot. I hope that you are safe and well and can't wait to see you when this is all over! I miss being in my office and seeing all of the amazing work you come and show me (I hope you are all practising your handwriting for your pen licences!) however, I have been checking the website and love seeing all of the fun learning activities you have been up to at home.

One of my jobs at the moment is to organise the home learning section of the website. I hope you have been enjoying the story time videos, the 'We Love Books' video and the weekly Home Learning Slides. Your teachers are being so creative and coming up with some fantastic ideas and activities for you to have a go at! If you haven't seen the videos yet, go and check them out! Here is my story time video from a few weeks ago...

<http://www.kingathelstan.kingston.sch.uk/assets/Uploads/downloads/Mystery-Reader>

Please keep reading everyday - it is so good for your mental health! I have been reading The Lord of the Rings by J.R.R Tolkien. It is all about Hobbits, Elves and a magical journey. It helps me stay positive, because I drift off into another world for a little while and forget about the challenges we are all facing currently.

What are you reading at the moment?



CLICK ME!

If you can't get any new books to read, there are lots of audio books online and if you enter the title of a book into <https://books.google.com/> you can read the first few chapters of any story to see if you like it.




<https://www.oxfordowl.co.uk/for-home/find-a-book/library-page> is a great place to find eBooks; you just need an adult to sign up for free!

www.oxfordowl.co.uk

As well as reading, I have been playing lots of games. Who knew dominos could be so competitive?! I have also been playing a game called SHOUT! You have to try and guess the words or phrases from the clues in one minute! See if you can have a go at this one... ➡

I will keep checking the website for more lovely photos of your learning so please continue sending them in - they make my day!

Thinking of you and your families,
Love Mrs Ahearn xxx



Pair up the words with the images to make nine, well known sayings. The first one is: **old as the hills!**



<p>hard as</p> <p>1</p>	<p>cool as a</p> <p>2</p>	<p>dry as a</p> <p>3</p>
<p>high as a</p> <p>4</p>	<p>keen as</p> <p>5</p>	<p>stiff as a</p> <p>6</p>
<p>right as</p> <p>7</p>	<p>old as the</p> <p>8</p>	<p>thick as two short</p> <p>9</p>

Pair up the words with the images to make nine well-known sayings

1: Old as the hills
2: Right as rain
3: High as a kite
4: Thick as two short planks
5: Cool as a cucumber
6: Keen as a mustard
7: Dry as a bone
8: Stiff as a board
9: Hard as nails

Answers ➡

Dear Matisse class,

I hope you and your families are well. It has been nearly 8 weeks since we last saw each other. You all must be bigger and taller.

Over the weekend, I turned to cooking again. I have been trying to follow recipes and to make some yummy food. I've been super busy with school work and planning lots of exciting lessons.

Every Wednesday, I have a quiz with my family via Zoom. This week we all created our own questions for one another. I decided to make it difficult. I showed them lots of different items and their prices and they had 1 minute to look at the items and then 1 minute to write down as many as they could remember. On the next slide, I have put a range of objects. Why not try looking at them for 1 minute. Cover them up and see how many you can remember. Tell me how you get on on J2e ☺

Stay safe and well!

Lots of Love from Miss Mattarosa xxxx

Welcome



Home-made
Wagamama Yaki Soba



My mum and me at the
quiz!



£35



£179



£58



£179.00



£13



£5900



£540



£21

Dear Hockney,

I hope you are all well. The days seem to all be merging together at the moment and going by quite quickly. I've decided I want to make a list of the things I have done in lockdown, so that I have a record of it for when I am older. Last week I made a candle out of crayons, I helped my parents decorate their bedroom (I put wallpaper up for the first time EVER) and I am hoping to make a pillow cover using a sewing machine at some point too – I've never used one before!

Unfortunately, I've been a little lazy recently with regards to running. I haven't been keeping up with my daily runs. I'm going to attempt the 'Couch to 5K' with the aim of being able to run 5K without stopping by the end of it. I would love some motivation to get active again. Maybe you could write me a persuasive letter, encouraging me to continue to keep active on J2e. Talking about exercise, I am still going for daily walks and my netball team have been involved in completing the 2.6 challenge to raise money for charity – my mum has suggested walking 26km. I will let you know how it goes on the next set of Home Learning Slides. I can't wait to see you all again. **Keep smiling** and **remain positive**.

From Miss Smee xxx

Welcome



Here is the candle I made.
Can you guess what theme I based it on?



Rufus checking out the story for this week!

Welcome



Hi Hockney & Matisse,
How are you all? I have been super busy this week. I made a lovely cream cake with fresh strawberries (it was yummy). I also have been helping Miss Smee with some work as well.

I hope you all enjoyed 'Our Message to You' slide!!

My granddaughter also did a rainbow as well which I wanted to share with you!

Carry on with all your hard work. You're all doing a great job.

Stay safe and carry on looking after each other.

Love Mrs Willington xxx

Lola's rainbow



My yummy cake!!



Welcome



Hi Hockney and Matisse!

I hope that you have all had a good week and are keeping yourselves busy. This week I discovered a new Monopoly app and have been playing online with some of my friends and family. I won! Yay! It made me really miss playing board games with all of you during Wet Play. Have you been playing any board games with your family?

On Wednesday, my sister kindly delivered me some lemon meringue pie (my favourite). It was made by my lovely Nan, who is such a good baker. Have you been cooking anything delicious?

I have really enjoyed seeing your amazing work on the school website, so please keep sending them in. Have a lovely week!

Love from Miss Milne xxx



Lemon meringue pie. Yum!



My winning Monopoly game.



This is my dog Maisie. This picture of her in her dressing gown really made me smile.

This week, your sounds to practise are:

Phonics

Read Write Inc.

nurse with a purse



(Saturday, turn, hurt, burst, purple)

https://www.spellzone.com/word_lists/look-say-cover-write-check-259.htm

https://www.spellzone.com/word_lists/games-259.htm

phone home



(globe, Rome, stone, wrote, nose)

<https://www.youtube.com/watch?v=UQFiLBxEseg>

<https://www.phonicsplay.co.uk/PicnicOnPluto.html>

Then click on: Phase 5, o-e

cheer for the deer



(peer, career, steer, volunteer)

<https://www.youtube.com/watch?v=bo5bdHMNzTI>

play rain cake bacon eight	see tea honey baby alien
tight smile tie sky wild	zoo chew huge rescue fruit
twirl nurse letter worm learn	phone goat snow toe
porch dawn walk Paul chores	grass house fence city listen
net tennis gnome knight	egg head cat kangaroo school clock
sure ear deer chips fetch	three worm whisk spoil boy
fair bear care look push	jump giraffe fudge orange
orange wasp insect crystal	shout cow robot cherry wrote
shark chef attention delicious	flower photo huff mummy numb
leg spell turtle pencil mammal vowel	car palm bath

Spelling Rules

Suffixes

Adding er and est to adjectives

Rules

When adding er or est to adjectives:

If the word ends with **two consonants**, just add the suffix. (fresh – fresher)

If the word ends in a **vowel then consonant**, double the consonant and then add the suffix.

(big – bigger)

If the word ends with a **y**, change the y to an **i** and then add the suffix. (happy – happier)

If the word ends with an **e**, drop the e and then add the suffix. (nice – nicer)

Just in case you want to watch the video clip again – here it is! It explains the different rules when adding suffixes to words.

https://www.youtube.com/watch?v=ibq_bWQDluQ



Username: march20
Password: home

Open the link below to play some games.

Free games

	Springtime Spelling Spring into spelling! 1 m		Bouncing Anagram A lively anagram spelling game. 2 m
	Word Search, small The classic English word game. 1 m		Against the Clock Spelling 'against the clock'. 2 m

https://www.spellzone.com/word_lists/games-4781.htm



Reading Activity



Last week, Europe celebrated the end of WW2. Read this non-fiction text about how people celebrated. Maybe you celebrated with your families last week, if you did we would love to see your pictures.

Victory in Europe Day

Victory in Europe Day is usually called VE Day.



What Is VE Day?

- VE Day is a day to remember the end of the fighting in Europe in the Second World War.
- It is a day to remember the bravery and suffering of those who lived during the war.
- It is a day to remember the courage of the soldiers who fought during the war.

Time to Celebrate

- On May 7th 1945, Germany **surrendered** the war.
- The first VE Day took place on May 8th 1945.
- At 3pm on May 8th 1945, the Prime Minister, Winston Churchill, made a speech to **announce** the end of the war in Europe.



How Did People Celebrate the First VE Day?

People travelled to London for parades, dancing, singing and fireworks. The centre of London was filled with people wearing red, white and blue and waving flags. There were street parties all over the country.

Glossary

- announce** – to tell people about something important
celebrate – to do something special for a special occasion
surrender – to agree to stop fighting

Questions on the next page



Reading Activity



1. Complete the sentence:

Victory in Europe Day is usually called

2. What do we remember about VE Day? Tick one.

- the end of fighting in Europe in the First World War
- the end of the fighting in Europe in the Second World War
- the end of the fighting in Europe in the Third World War

3. What happened on May 7th, 1945? Tick one.

- people in London had parties
- Germany surrendered the war
- Winston Churchill made a speech



4. Write two ways people celebrated the end of the war.

.....

.....

.....

5. Match the word with the correct meaning.

announce

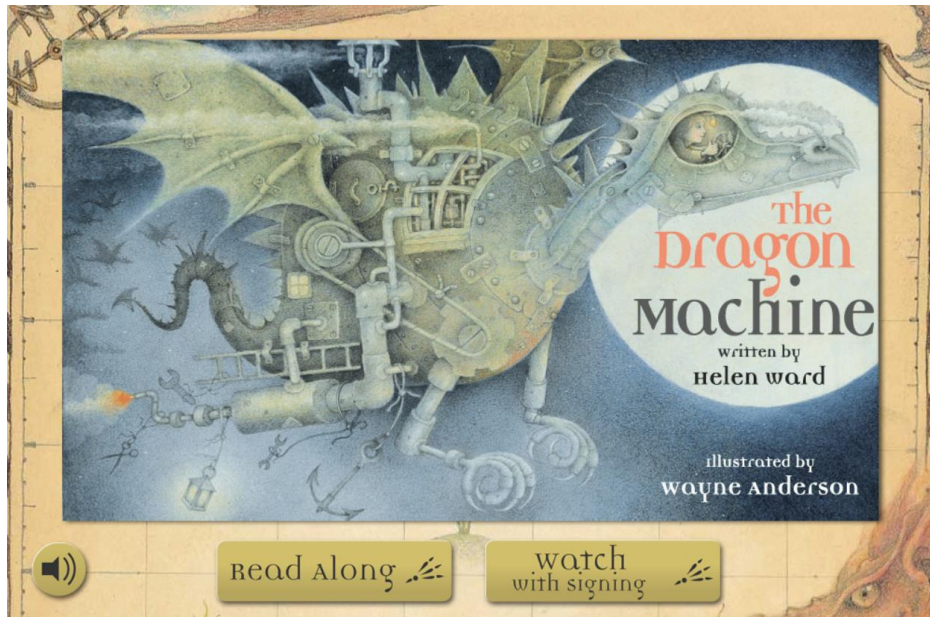
to do something special for a special occasion

celebrate

to tell people about something important

surrender


to agree to stop fighting




Audio Books For Free



<https://www.booktrust.org.uk/books-and-reading/have-some-fun/storybooks-and-games/the-dragon-machine/>



https://www.youtube.com/watch?time_continue=30&v=Lq5U1gwOnj8&feature=embzlogo



This week, Miss Smee is reading 'After the Fall' (How Humpty Dumpty got back up again). See if you can spot the special guest in the video.

<http://www.kingathelstan.kingston.sch.uk/assets/Uploads/downloads/Year-2-Story-time-2.mp4>

Web links

Remember to keep on learning your times table. Go on Super movers to practise your 2, 5, and 10 times table.

<https://www.bbc.co.uk/teach/super-movers/ks1-maths-collection/z6v4scw>

Remember to also use 'Hit the Button'
<https://www.topmarks.co.uk/maths-games/hit-the-button>

5 times table practise

<https://www.timestables.co.uk/5-times-table.html>

Fill in your answers. Once you have entered all the answers, click on 'Check' to see whether you have got them all right!
If you got all the answers right, practice the 5 times table shuffled in random order.

1x5 = <input type="text"/>	7x5 = <input type="text"/>
2x5 = <input type="text"/>	8x5 = <input type="text"/>
3x5 = <input type="text"/>	9x5 = <input type="text"/>
4x5 = <input type="text"/>	10x5 = <input type="text"/>
5x5 = <input type="text"/>	11x5 = <input type="text"/>
6x5 = <input type="text"/>	12x5 = <input type="text"/>

Check!

Fluent in 5

Remember to show your workings

$$4 \text{ tens} + 2 \text{ tens} = \underline{\quad}$$

$$6 \text{ tens} - 2 \text{ tens} = \underline{\quad}$$

$$\underline{\quad} = 32 - 5$$

$$23 - 6 = \underline{\quad}$$

$$48 - 10 = \underline{\quad}$$

$$\underline{\quad} = 65 - 20$$

$$3 \times 2 = \underline{\quad}$$

$$\underline{\quad} = 6 \times 2$$

$$\underline{\quad} = 9 \times 2$$

$$9 \times 5 = \underline{\quad}$$

$$5 \times 5 = \underline{\quad}$$

Jane says 6×5 is 40.

Is she correct. Explain your answer.

$$\frac{1}{2} \text{ of } 24 = \underline{\quad}$$

$$\frac{1}{2} \text{ of } 50 = \underline{\quad}$$

Maths Activity



Classroom Secrets

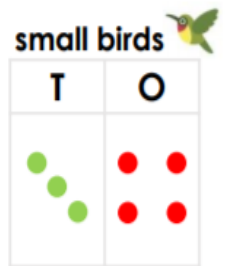


Ana the zookeeper is counting the birds she needs to feed.

She says,



There are 38 big birds and 34 small birds. I will need to feed 62 birds in total.



Is Ana correct? Using addition, explain why.

Connect the bonds to 100.



1. twenty-six

B. 58

2. 39

C. sixty-one



Use the digit cards to complete the number bond below.



Rearrange the cards to find two ways.

$$\square \square + \square \square = 100$$

$$\square \square + \square \square = 100$$



Lesson 1 - Compare lengths

Sheet

Compare lengths

Here is an image, there is no question attached to it, I'd just like you think about what you know from looking at the image.

Get the Activity

Lesson 1 - Y2 Spring Block 5 WO3 Compare lengths 2019

Get the Answers

Lesson 1 - Y2 Spring Block 5 ANS3 Compare lengths 2019

Lesson 2 - Order lengths

Game

Get the Activity

Lesson 2 Y2 Spring Block 5 WO4 Order lengths 2019

Get the Answers

Lesson 2 Y2 Spring Block 5 ANS4 Order lengths 2019

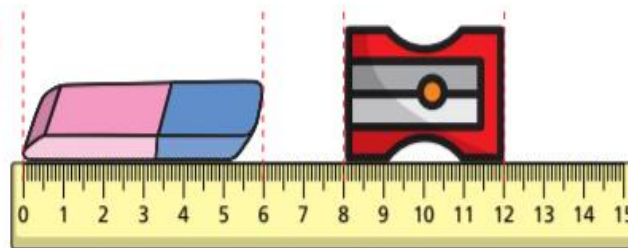
Go onto -

<https://whiterosemaths.com/homelearning/year-2/>

and click on week 2 (w/c 27th April)
- Lesson 1 and 2, watch the clips and complete the activity.

Comparing Lengths

1



Choose a word to complete the sentences.

shorter

longer

The rubber is _____ than the sharpener.

The sharpener is _____ than the rubber.

2

Write <, > or = to compare the statements.

a) 9 cm ○ 23 cm

b) fifty metres ○ 50 m

c) one metre ○ 1 cm

3

Write digits in the boxes to make the statements correct.

a) cm < 41 cm

b) 14 m < m

c) 14 cm > cm

d) 12 m < m < 20 m

Is there more than one answer for each?

Write <, > or = to compare the statements.

a) 39 cm + 9 cm ○ 47 cm

b) 22 m - 6 m ○ 0 m + 15 m

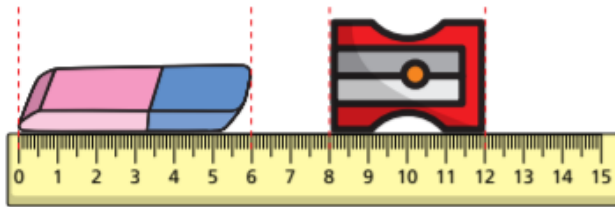
c) 4 cm + 13 cm ○ 20 m - 3 m



Compare lengths



1 Write $<$, $>$ or $=$ to compare the statements.



Complete the sentences.

shorter

longer

The rubber is longer than the sharpener.

The sharpener is shorter than the rubber.

2 Write $<$, $>$ or $=$ to compare the statements.

- a) 9 cm $<$ 23 cm
- b) fifty metres $=$ 50 m
- c) one metre $>$ 1 cm

3 Write digits in the boxes to make the statements correct. e.g.

a) cm $<$ 41 cm

b) 14 m $<$ m

c) 14 cm $>$ cm

d) 12 m $<$ m $<$ 20 m

Is there more than one answer for each?

How did you do?


Try this game to help you with ordering lengths.

Coconut Ordering				
Numbers	Prices	Mass	Length	Capacity
Ordering Length				
Up to 20cm	Up to 1m	Up to 10m		
Up to 10cm	Up to 100cm (tens)	cm and m		
Up to 20cm	Up to 100cm	mm and m		
	Up to 1m (2dp)	mm and cm		
	Up to 1m (3dp)	mm, cm and m		

<https://www.topmarks.co.uk/ordering-and-sequencing/coconut-ordering>

Using adjectives in a sentence

SPAG Activity



What is an adjective?

What is a noun?

Remind yourself on

<https://www.bbc.co.uk/bitesize/topics/zrqqgtfr/articles/zy2r6yc>

1. Rearrange the words to make a complete sentence.

shop

the

lady

the

went

old

to

busy

2. Choose an adjective that is the most appropriate to complete the sentence.

The man cut his finger on the
..... knife.

dark

sharp

open

clumsy

Challenge: Can you think of better adjectives?

3. Add an adjective to each noun in the sentence below to make it more interesting.

The bird flew away from the cat.

4. Write a sentence using two of the adjectives from the list below.

slimy

angry

fast


bumpy

5. True or False? The adjectives used in the sentence below are appropriate.

The tired horse galloped around the big field.

Tricky words you could practise:
confused, colour, orange, orange, friend
Remind yourself of the common
expectation words.

Writing Activity



Listen to Oliver
Jeffers read
'The Day the
Crayons Quit'.

[https://youtu.be/
OGJtCTm6pA8](https://youtu.be/OGJtCTm6pA8)

Yellow Crayon is feeling quite frustrated.
Read his letter to Duncan and then reply
back to him as Duncan. Try to calm him
down and settle things with Orange
Crayon.


Things to consider:

Do you agree with Yellow Crayon?


Do you disagree with Yellow Crayon?

How do you think things could be settled?

Dear Duncan,
Yellow crayon here. I need you
to tell orange crayon that I am
the colour of the sun. I would
tell him but we are no longer speaking.
And I can PROVE I'm the colour
of the sun too! Last Tuesday,
you used me to colour in the sun
in your "HAPPY FARM" colouring
book. In case you're forgotten,
it's on page 7. You CAN'T miss me.
I'm shining down brilliantly on
a field of YELLOW corn!
Your pal (and the true colour of the sun)
Yellow crayon



Example on the next slide



Sentence starters:

I'm confused because....
Thank you for....
What if....

I've been thinking....
How about....
Unfortunately....

Writing Activity




Dear Yellow Crayon,

I'm quite confused as to why you have fallen out with Orange Crayon. I've been thinking about it and have decided that both you and Orange Crayon are the colour of the beautiful sun. I can't believe that you've fallen out with your best friend over such a small thing. Come on! It's only a little sun in my colouring book! I do agree with some of your arguments but not all of them and definitely not this one.

Thank you for being a reliable, bright and great crayon from my crayon box. I hope you and Orange Crayon make up again because it isn't worth falling out over this. How about you both take it in turns to be the sun?
From Duncan



Now is a great time, to practise your handwriting. Think about your short and tall letters.



Topic Activity

This week, we would like you to start planning the making process of a totem pole. A totem pole is a pole on which totems are hung or on which the images of totems are carved. Here is some more information.

Totem poles



Totem poles were built by about 30 Native American tribes living along the Northwest Pacific coast of North America. These wooden towers, carved with images of animals and symbols, were monuments expressing a family's status within a tribe. These people made a good living from fishing in the sea and in rivers teeming with salmon, as well as from hunting in nearby forests. This allowed them time to develop a unique form of art, the totem pole.

Totem poles could be more than 12m (40ft) high.



More totem poles



Haida totem pole



Activity on the next slide

Topic Activity

Planning

We would like you to plan, by using this template, what your totem pole will look like. Think about:

- What design will you put on your pole;
- What story would you like your pole tell;
- What colours will you use.

Remember we are only planning

During the week we would like you to collect a kitchen roll. Next week, we will give you instructions of how to make your totem pole.





Science Activity



*Let's
Recap*

What did you learn about keeping your teeth healthy? What can you do to ensure your teeth stay nice and healthy?



Keeping Fit

Make a poster giving people information on ways that they can keep fit and healthy. You might want to include information on:



- why we need to keep fit;
- what happens to our bodies when we exercise;
- different activities that we can do ;
- information about a balanced diet





Science - What Am I?

Last week's was an *light bulb*!!!!



Image 1

Image 2

Image 3



This is a tricky one!!!!

Here is an object that has been put under a microscopic lens. The title of the this image is 'Round and Rusty'. What do you think it is? We will let you know next week ☺



Physical Activity



Tennis Activity

- This game can be played indoors or outdoors.
- You will need to play with a partner (sibling or parent/carer).
- One of you needs a racket and the other needs a ball. If you have not got a racket then use a frying pan or hardback book.
- The ball needs to be thrown to the player with the racket. The player with the racket needs to hit the ball back.
- There should be 10 successful catches.
- Once there is 10 successful catches players need to swap roles.

Challenge

- Rally with your sibling or parent/carer

Remember

- Ball to be thrown under-arm
- We have played this game in PE.



Gate Game

- This game can be played indoors or outdoors.
- Create gates around the designated area (use cones, paper, socks to mark out the gates).
- Create different movements, perform these as you go through each gate, for example; jumping, hopping, skipping and sidesteps.

Challenge

- Can you move through the gates using different skills; dribble a ball, bounce a ball on it.
- How many gates can you go through in 60 seconds?
- Challenge a sibling or parent/carer. Who can get through the most amount of gates in 60 seconds?



Hi guys, I hope my slides are helping you stay active! Hopefully see you all soon!
Mr McLaughlin





Art Activity

If you have been following all of the slides so far you should have your background page, a selection of fish, maybe a crab and turtle!

This week you need to very carefully cut around your drawings.




Place and arrange them on your page thinking about where they look good before sticking them on.

You could also add some jelly fish using collage. Use coloured paper if you have some or patterned wrapping paper. Or you could colour some plain paper in before cutting it. Cut a semi circle shape for your jelly fish.



Stick it on. Draw or stick some eyes (googly eyes look great if you have some! Once you have stuck it down, use pastels or felt tips in two colours to add wiggly legs. Did you know Jelly fish have up to 15 tentacles? (I have drawn 8!)




You could put a treasure chest or a shipwreck at the bottom of the sea or use any of your own ideas!


If you want to add anything else to your picture, please do! You could include a shark, a dolphin, a mermaid etc.



<https://www.youtube.com/watch?v=Hf-9L4UdhKo>



<https://www.youtube.com/watch?v=TXfeMh9g7tc>



Music Activity

Stomp! Percussion

Watch the following video taken from the show 'Stomp!'. This wonderful show is based around using every day items to create rhythms! In this video the group find ways to make brooms far more exciting:

<https://www.youtube.com/watch?v=tZ7aYQtldgxt=271s>

Once you have watched the video try one of the following activities:

- Try to create your own repeating rhythms using some everyday objects at home e.g. brooms, any ball you have, a bucket. Please make sure you have permission to do this before raiding your parents' shed! If you are struggling to create a rhythm then remember: Ta, Tete, Ta, Tete. You could then film yourself and your family having a go together!

If you want to have a go using your body's to create the percussion then here are some videos to get you started:

Stomp: <https://www.youtube.com/watch?v=l0XdDKwFe3k>

Body Percussion Video 1: <https://www.youtube.com/watch?v=sW2DY10pgrI>

Body Percussion Video 2: <https://www.youtube.com/watch?v=Q0h1P1ZcTaU>



enter
to
win

To celebrate Year of
Muybridge, the Young
People's Collective, in
collaboration with
Kingston Heritage
Service and IYAF,
invites anyone aged 5-
25 to **submit their
own artwork** to the
Muy-Art competition.

<https://mcusercontent.com/4f9693900f570d3a4ca3b6e39/files/6ab2e1f7-2e0e-422f-aebe-48e230d8aa5c/CompetitionSubmissionPack1.pdf>

click here
to get
started

Competition time!



once upon a
robot



2020 writing competition

Ages 7 - 11 years

“Do you have the creativity to
write a great robot story?
We’re looking for exciting short
stories featuring robots for a
chance to win some fantastic
prizes.”

click here

<https://www.ukras.org/school-robot-competition/write>

INTO FILM



“We want children and young people
to **create a short film** and use
nature and their surroundings in an
engaging and creative way, to
capture the calmness and document
something they've noticed or
appreciated while spending more
time in their local area.”



<https://www.intofilm.org/competitions>



Click me

As all the flour seems to have disappeared from the supermarkets... **Let's make trifle!**
It's so easy and so delicious 😊
Feel creative!

Wellbeing Activity

Ingredients

1 small plain sponge bought from the local shop.
1 pack of jelly, mixed and set or buy 2-3 small pots of ready made jelly.
1 can of custard
Any soft fruit that you like, chopped into small chunks (strawberries, bananas, satsumas...) or use 1 tin of fruit salad in juice.
1 pot of whipping cream or a can of squirty cream
Sprinkles to decorate.
6 plastic, washed yogurt pots or plastic



Method

1. Slice the edges off the cake and cut into 2cm thick slabs. Cut out a circle of sponge and place it in the bottom of the cup.
2. Spoon in two tablespoons of the fruit, then the jelly and then the custard.
3. Whip the cream or use the squirty cream to top your trifle and decorate with sprinkles. **Yum!**



Hi Y2, Mrs O'Connor here. I am really enjoying painting to help me relax. xx



Hey Y2, Mrs Ramkissoon here. I love to read at home. Hope you are enjoying a good book too. xx

Hello Y2, Mrs Whooley here. I'm growing tomatoes in pots and sunflowers in egg shells! xx

