


Welcome

Dear Matisse & Hockney,

I hope that you and your families are well. I really do miss teaching you PE, it is certainly a lot quieter at the moment. Each week Physical Activity slides are sent home as part of the Home Learning. The activities are adapted so you can do them in a small space, there are lots of fun challenges in there so do take a look. Don't worry if you don't have the exact equipment, you can be creative with what you use.

I hope you are staying active and having the opportunity to enjoy the great outdoors. Try and exercise everyday as it is really important for your physical and mental health, even a short walk would be good. I recommend that you are physically active for 60 minutes per day (Examples of safe and socially distanced ways to stay active are: walking, running, cycling, workouts and skipping).

It is great to see the keyworker children and those in Reception, Y1 and Y6. However, I can't wait until the whole of the King Athelstan Community are back together again. We can look forward to lots of exciting events next academic year like international day and sports day.



Welcome

As you are aware the KS2 playground is currently under construction. I am really excited about the running track. This is a great addition, as it means there is no more running the 'mile run' in muddy conditions. I think your parents/carers will definitely appreciate not having to wash muddy PE kits!

It is an incredibly strange time at the moment and it has certainly taken some time to adjust to the new way of life. Throughout lockdown I have tried to keep some sort of normality and have been walking, running and cycling most days. One thing I miss is seeing friends and family but I have stayed in contact via Zoom; it is great to see everyone virtually. Apart from missing teaching all of you, I have really missed watching live sport, so it is great to see this gradually returning to our screens. I love the buzz and excitement which comes with it, although it is strange watching football without fans.

Try and remain positive, we are thinking of all of you at this difficult time.

Looking forward to seeing you all soon.

Take care of yourself and all of those around you.

From Mr Mc Laughlin

To Matisse Class,

I hope you have had a lovely week and you have been able to enjoy the super hot weather. During our Zoom Call I was very jealous to hear about all the paddling pools. I loved seeing some of you in our Zoom call. It was great to see longer and stylish hair styles. I hope to see more of you on Zoom on Thursday. Keep thinking about things you would like to show and tell. 😊


During the last week, I have been on a social distance walk with Miss Disher (again). We went to Richmond Park and completed our longest walk yet. I was extremely happy on Thursday night to see Liverpool win the Premier League. My dad and I stayed up late to watch the Chelsea game to see if Liverpool would win the league. Do you support a football team? If so, maybe tell me about it next week during our Zoom call. Have a lovely safe week; keep being stars. See you soon!

Miss Mattarosa x

Enjoying
Richmond Park..



My dad and me
very happy
about the
football!



To Hockney Class,

It was lovely to see so many of you on our class Zoom call last week. I can't believe how grown up you all look! From losing teeth to learning new skills - it was truly inspiring hearing the different things you had learnt and created. Please continue to do your best and don't forget to smile. I am so proud of you all.

Last week it was my nan's birthday. My sister and I visited her in the evening and sat in her garden. Whilst we were all chatting, I noticed a bee flying with a leaf. It then flew into one of my nan's flowerpots! It turns out it was a leaf-cutter bee. Female leaf-cutter bees are known for cutting out sections of leaves which they use to build cells for their young to develop in. This bee kept flying over the fence and then returning with a new leaf each time. You can find out more about them here <https://www.rhs.org.uk/advice/profile?pid=829>

Before our next Zoom call, have a read of the riddles below. Next time we speak, I will let you know the answers.

**What becomes wetter
the more it dries?**



**What has hands but
doesn't clap?**



**What has legs,
but doesn't walk?**



**You see me once in June,
twice in November,
but not at all in May.
What am I?**



**A cheeky pigeon
trying to eat the
bird food**

I can't wait to see you all virtually again soon!

Miss Smee xxx

Welcome



Hi Hockney and Matisse!
I hope that you've all had a lovely week and are continuing to do the excellent school work from home. I have loved seeing your work on the school website. Remember to send in pictures of your work to the school, we would love to see them.


I have still been editing some Story Time videos of our teachers reading books, check them out on the website if you haven't already! I filmed one last week, so go and watch it if you haven't already. I read 'Five Minutes' Peace' by Jill Murphy.

I have been really enjoying this sunny weather this week. I went on a nice, long walk all the way from Hampton Court to Kingston. Then all the way back! It was lovely to see the deer in Bushy Park. I hope you've all had fun outdoors.

Missing you all.
Love from Miss Milne xxx



Bushy Park



My Story Time Video

<https://www.kingathelstan.kingston.sch.uk/vid-19-home-learning/story-time/story-time-22-6-20/>

 Click here
to get
Started

Marcus Rashford
is an inspiration

Wellbeing Activity

Year 2 : Be inspired by Your Family.

Draw or paint a portrait of your family.
Think about how they support and inspire you everyday.



Did you know: David Hockney painted this picture of his parents in 1977. It hangs in the Tate Gallery in London.

This week, your sounds to practise are:

Phonics



May I play?

(spray, clay, lay, tray, crayon)

<https://www.youtube.com/watch?v=ARcHb1vck-A>

https://www.spellzone.com/word_lists/list-197.htm

https://www.spellzone.com/word_lists/look-say-cover-write-check-197.htm

<https://www.phonicsplay.co.uk/resources/phase/2/buried-treasure>

Phase 5 - ay



terrible tie

(pie, cried, flies, untie)

<https://www.youtube.com/watch?v=CfCdsOYTzSY>

https://www.spellzone.com/word_lists/list-553872.htm

https://www.spellzone.com/word_lists/look-say-cover-write-check-553872.htm



learn about the earth

(pearl, heard, rehearsal, search, earn)

<https://www.youtube.com/watch?v=njnUnSrPwaY>

<https://www.spellzone.com/unit11/page1.cfm>

play	rain	cake	bacon	eight	8	see	tea	honey	baby	alien
tight	smile	tie	sky	wild	zoo	chew	huge	rescue	fruit	
twirl	nurse	letter	worm	learn	phone	goat	snow	toe		
potch	down	walk	Paul	chores	grass	house	fence	city	listen	
net	tennis	gnome	knight	egg	head	cat	kangaroo	school	clock	
sure	ear	deer	chips	fetch	three	worm	whisk	spoil	boy	
fair	bear	care	look	push	jump	giraffe	fudge	orange		
orange	wasp	insect	crystal	shout	cow	robot	cherry	wrote		
shark	chef	attention	delicious	flower	photo	huff	mummy	numb		
leg	spell	turtle	pencil	mammal	vowel	car	palm	bath		

Compound Words

What is a compound word?

A compound word is formed when two or more words are joined together to create a new word that has an entirely new meaning.

E.g. Sun and flower have to separate meanings but when put together they make sunflower.

Here is a video that explains what a compound word is and also gives some examples:

<https://www.bbc.co.uk/bitesize/topics/zcgv39q/articles/z38t6fr>

Spelling Rules

Task: Use the pictures below to make compound words.

sunflower football rainbow butterfly blackberry



+



= _____



+



= _____



+



= _____



+



= _____



+



= _____

Using commas in lists

When writing a list, we can use commas.

My favourite colours are blue yellow green and purple.

Re-write the sentence with the commas separating the items, except the last one.

1. Circle the commas in the sentences below.

Max's best friends are Liam, Joe, Maisy and Connie.


Lexi's favourite subjects are Maths, Music, Art and PE.

2. Tick the sentence that uses commas correctly.

A. Dan saw monkeys, lions, zebras and tigers at the zoo.

B. Dan saw, monkeys, lions, zebras and tigers at the zoo.

SPAG Activity



You do not place a comma before 'and'
My favourite colours are blue, yellow, green and purple.

[Click on this link to find out more](https://www.bbc.co.uk/bitesize/topics/z8x6cj6/articles/zxvcrdm)

<https://www.bbc.co.uk/bitesize/topics/z8x6cj6/articles/zxvcrdm>



3. Joe thinks that one of the commas in the sentence below is incorrect.

Mia liked to visit her nan, grandad, grandma, uncle.

Do you agree? Explain why?

4. Use the word bank to complete the sentence. Your sentence must make sense.

strawberries, and pizza chicken chocolate,

My favourite foods are.....

5. Write a sentence including a list of equipment an astronaut would need for a trip to the moon and a sentence including what the astronaut saw.



Reading Activity



Reading Comprehension about the UEFA Champions League

The Champions League is a football competition that takes place every year. It is organised by UEFA (you-ay-fuh). UEFA represent all the national football associations of Europe.



The Champions League was formed in 1955. Its logo is called the 'starball'.

Champions League games are usually held in the biggest stadiums in Europe. Many people go to cheer on their favourite teams. Fans chant for their teams and wave their scarves to show support.



Lots of people enjoy watching Champions League games on television, too. Some people even have parties. Millions of people watch the tournament every year.

The team that wins the league gets a special trophy called The European Cup. The 2018 – 2019 champions were Liverpool. They have won the competition 6 times!



Questions on the next page



Reading Activity



1. Who organises the Champions League?

.....
.....

2. When was the Champions League form?

.....
.....

3. Why do you think the logo is called the starball?

.....
.....

4. Why do you think the games are held in the biggest stadiums?

.....
.....

5. What is another word for competition?

.....
.....

6. Why do you some people watch the matches on the television?

.....
.....


7. Have you ever watched a football game on the television? Did you enjoy it?

.....
.....

8. Who won the European Cup last year?

.....
.....

Audio Books For Free



Click me



<https://www.storylineonline.net/books/arnie-the-doughnut/>


At first glance, Arnie looks like an average doughnut - round, cakey, iced and sprinkled, with a hole in the middle. He was made by one of the best bakeries in town, and admittedly his sprinkles are candy-colored. Still, a doughnut is just a doughnut, right? WRONG! Not if Arnie has anything to say about it. And, for a doughnut, he sure seems to have an awful lot to say. Can Arnie change the fate of all doughnuts - or at least have a hand in his own future?



Winnie's Perfect Pet



<https://home.oxfordowl.co.uk/storyteller-videos/storyteller-videos-winnie-and-wilbur/>



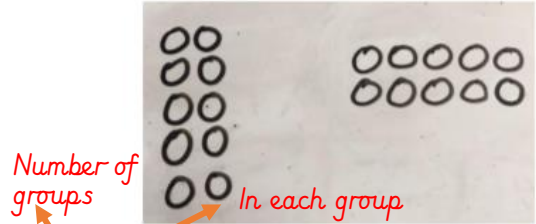
This week's story time is Miss Mattarooma reading 'You Can Never Run Out of Love' by Helen Docherty.

<https://www.kingathelstan.kingston.sch.uk/covid-19-home-learning/story-time/story-time-videos-29-6-20/>

Click here to get started

Reminder of methods

Multiplying





Number of groups

In each group

$$4 \times 3 = 12$$

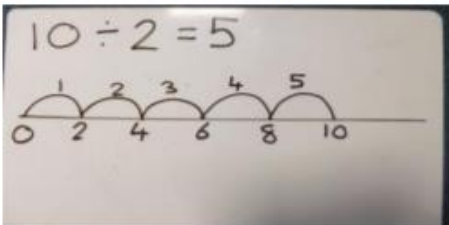
$$3 \times 4 = 12$$



Draw the number of groups and put an equal amount in each group.

Division

$$10 \div 2 = 5$$



Using a number line, then count the number of jumps.

Fluent in 5

Remember to show your workings

$$57 + 37 =$$

$$45 \text{ divided by } 5 =$$

$$16 + 4 =$$

$$17 + 30 =$$

$$\frac{1}{2} \text{ of } 6 =$$

$$18 \text{ divided by } 2 =$$

$$5 \times 5 =$$

$$6 + \underline{\quad} = 10$$

$$9 \times 5 =$$

$$8 + \underline{\quad} = 20$$

$$30 \text{ divided } 5 =$$

$$28 + 43 =$$

$$20 \text{ divided } 5 =$$

$$7 + 10 + 3 =$$

$$55 - 25 =$$

Maths Activity



Classroom Secrets

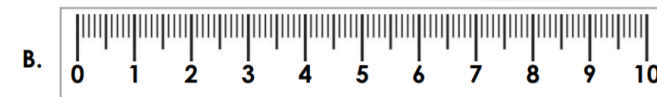
Classroom secrets



Match each toy to its measurement.



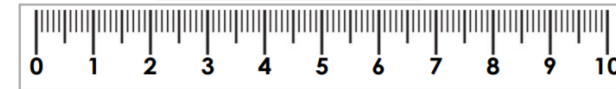
7cm



8cm

9cm

Zoe and Mike are measuring the length of the pencil. Who is correct? Explain why.



Zoe

This pencil is 8cm long.



Mike

This pencil is 6cm long.



I know that is correct because



NEW!

We're aware that some of you will have already covered this content earlier in the lockdown period. If this is the case, here are your alternative lesson.



Video Link: Click on this link to access the video for this worksheet
<https://vimeo.com/430109300>

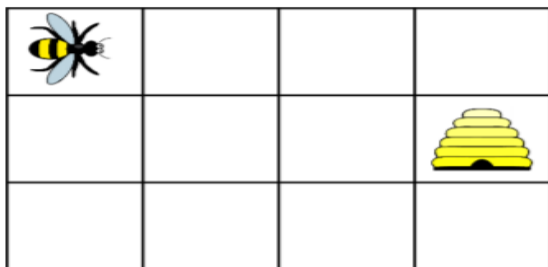
Diving Deeper



Find more worksheets on <https://www.kingathelstan.kingston.sch.uk/covid-19-maths/year-2/>

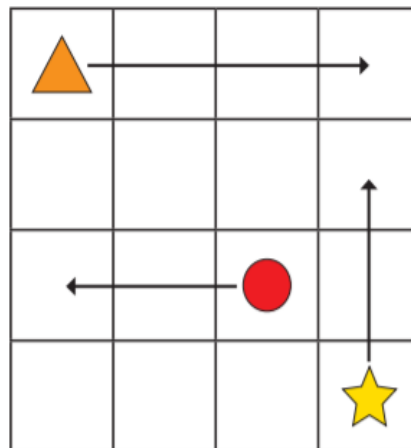
How many different routes can you write for the bee to get to the hive?

Use the words forwards, backwards, left and right.



Describing Movement

1 The arrows show where the shapes are moving to on the grid.



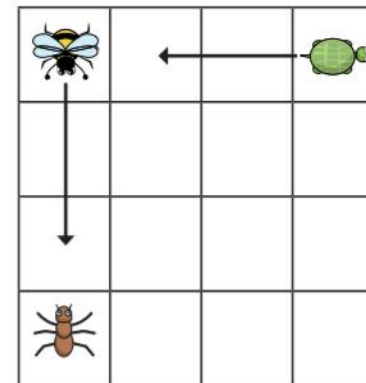
Use the word bank to help you complete the sentences.

The triangle is moving squares .

The star is moving squares .

The circle is moving squares .

2 The arrows show where the animals are moving to on the grid.



a) Use the word bank to help you complete the sentences.

backwards forwards

The bee is moving squares .

The tortoise is moving squares .

b) Draw an arrow to show the ant moving 3 squares to the right.

c) Does it matter which way the animals are facing?



Find more worksheets on
<https://www.kingathelstan.kingston.sc.h.uk/covid-19-maths/year-2/>

Video Link: Click on this link to access the video for this worksheet (different to previous slide)
<https://vimeo.com/430109458>



A square has been turned.

before



after



Complete the sentence.

The square has turned a _____

turn _____.

Is there more than one answer?

1 Match the picture to the turn.



full turn



half turn



quarter turn

2 First, the arrow is pointing up.



Then, it turns half a turn.

a) Draw to show what the arrow looks like now.



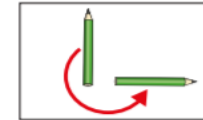
b) Complete the sentence.

Now, the arrow is pointing _____.

3 Match the picture to the turn.



quarter turn clockwise



quarter turn anticlockwise



three-quarter turn clockwise



three-quarter turn anticlockwise

4 Draw to show what the triangle will look like after each turn.

a) A quarter turn clockwise.



b) A three-quarter turn anticlockwise.



What do you notice?



Find more worksheets on
<https://www.kingathelstan.kingston.sc.h.uk/covid-19-maths/year-2/>

Video Link: Click on this link to access the video for this worksheet

(different to previous slide)

<https://vimeo.com/430109634>



5 Rosie and Dexter are answering a question.

The sheep moves 2 squares forwards.
 Where is the sheep now?



Rosie



I know where the sheep is now.

Dexter



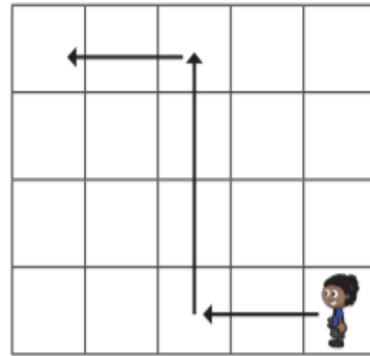
It is impossible to answer this.

Who do you agree with? _____



Describing movements and turns

1 Whitney is moving around a grid.




Complete the sentences to describe Whitney's movement.

First, she walks squares forwards.

Then she turns _____ and walks squares forwards.

Then she turns _____ and walks squares forwards.

2 Alex is moving around a grid.




Draw arrows to show her movement.

- First, she walks 2 squares forwards.
- Then, she turns left and walks 3 squares forwards.
- Then she turns right and walks 2 squares forwards.

Could Alex have got there another way?

3 Ron is on his way to school.



- Draw arrows to show the path Ron could take to school.
- Describe the path to a partner. Did you choose the same path for Ron?

4 Teddy and Amir are both facing the same way.



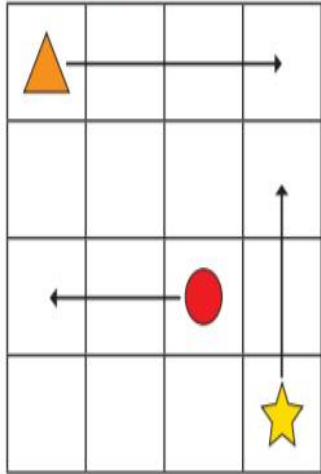
- Teddy turns left. Draw an arrow to show the way he is facing now.





Describing Movement

1 The arrows show where the shapes are moving to on the grid.



Use the word bank to help you complete the sentences.

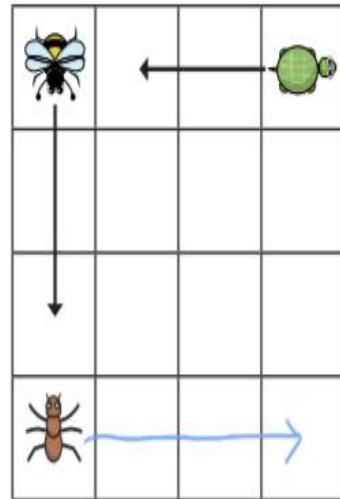
up left right

The triangle is moving 3 squares right.

The star is moving 2 squares up.

The circle is moving 2 squares left.

2 The arrows show where the animals are moving to on the grid.



a) Use the word bank to help you complete the sentences.

backwards forwards

The bee is moving 2 squares forwards.

The tortoise is moving 2 squares backwards.

Describing turns

1 Match the picture to the turn.



full turn

half turn

quarter turn

2 First, the arrow is pointing up. Then, it turns half a turn.



a) Draw to show what the arrow looks like now.



b) Complete the sentence.

Now, the arrow is pointing down.



Find all the answers on <https://www.kingathelstan.kingston.sch.uk/covid-19-maths/year-2/>



Last week, on the 24th of June, it was creative writing day. Here is the start of a story. Write the rest of the story using the word bank below. Think about illustrating your story. Find instructions on how to make a mini book on the next slide.



Forest Sports Day

It was sports day in the forest. All the animals looked forward to this day every year and they all wanted to win. Ray Rabbit won the hopping race because he is an expert at hopping. Fee Fox won the running race because she is faster than the others. Bart Badger won the egg and spoon race because he walked slowly and carefully. The last race was the sack race. Everyone was very excited. All the animals were determined to win. "On your marks, get set, go!" shouted Harry Hedgehog.

"I will win!" said Ray with a determined look on his face. "Oh no you won't," said Fee. "I will win!" "You're both wrong. I will win!" said Bart confidently. Suddenly Bart tripped and fell over. He started to cry because he had hurt his knee. Ray and Fee both stopped and looked at poor Bart.

Word bank:

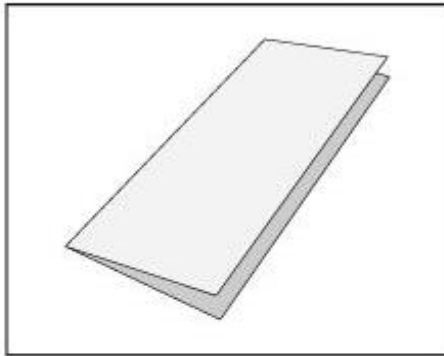
caring help kind helpful hooray cheered medal finished friends together

Make your own booklet (next slide)

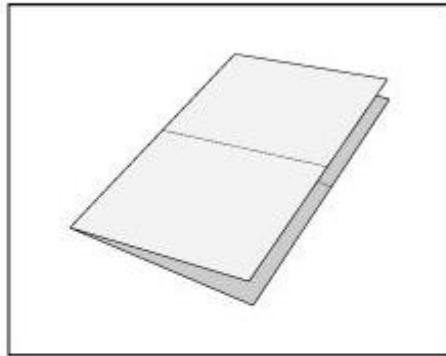


How to Make a Mini Booklet from a Sheet of Paper

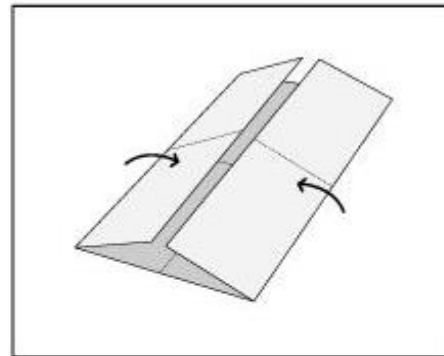
1. Fold a sheet of paper in half lengthwise.



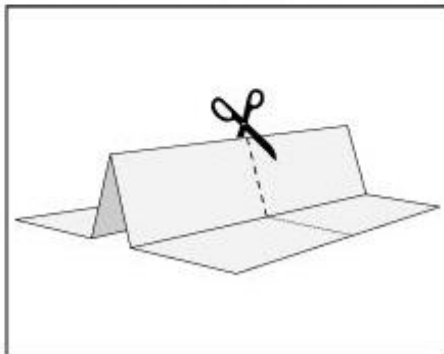
2. Unfold, then fold the paper in half widthwise.



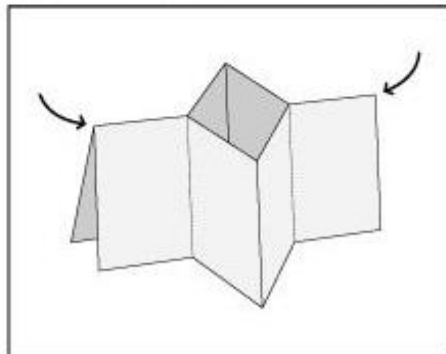
3. Unfold, then fold the edges up to the center fold.



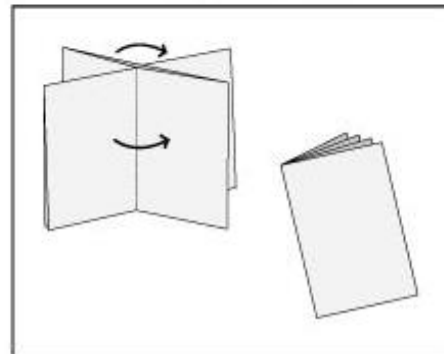
4. Unfold, then fold widthwise and cut a slit only half way down the center.



5. Unfold, then fold lengthwise and push the ends in towards the center.





6. Fold all the pages together into a mini booklet.



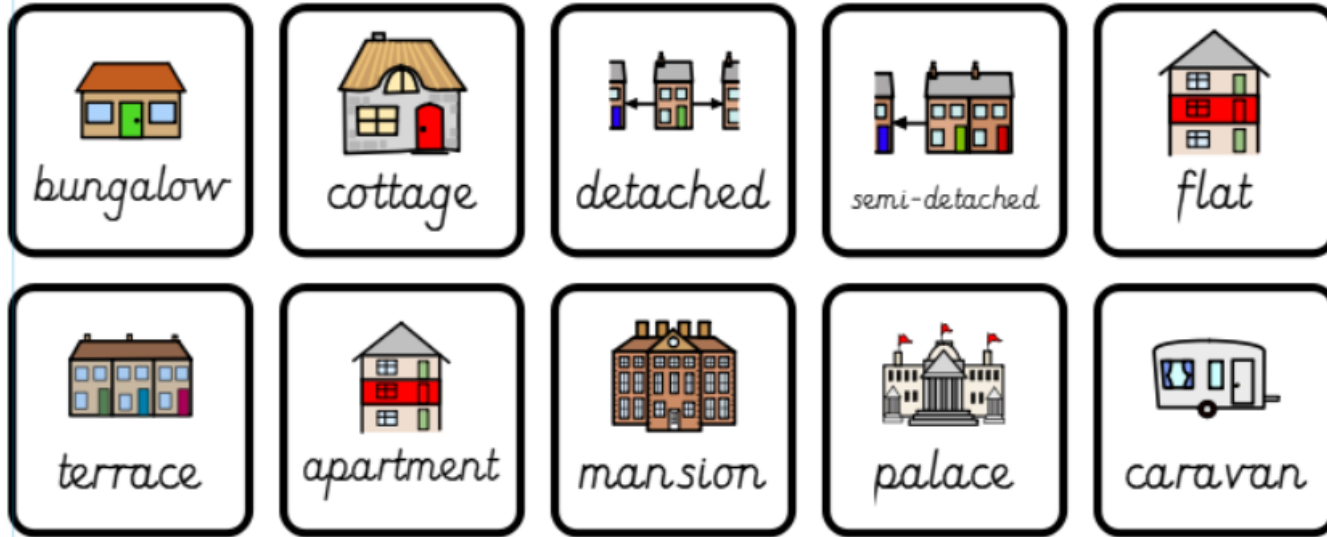
©2016 Joshua Golfer ~ www.SpanishMadeEasy.net

Now is a great time, to practise your handwriting. Think about your short and tall letters.



Types of houses

In Kingston there are lots of different types of houses. There are:



We would like you to map the houses on your road. Take a look at the different types of houses and record your findings.

Think about the way you present your findings.

Topic Activity

How many different types of houses do you have down your road?



I saw flats, semi detached houses and even a caravan.





Science Activity

Challenge



This week we have a challenge for you.

We would like you to make the tallest tower you can out of ANYTHING! Paper, toilet roll tubes, spaghetti! Can you make a tower higher than other children in our class?

Before you start, look around at different tall buildings. What shape are they? Think about the tallest building in London. What is the tallest building in the world? Look on the next slide for some inspiration. Think about the structure of these buildings.

Try designing your tower first, before building it.

Then ask an adult to take a picture of you and your tower, which may be taller than you, and email it to the school or add it to your J2e account.





How tall will your tower be?



Image 1

Science - What Am I?




Last week's was a muddy boot !!!!

The first boots worn to play rugby would have been made from leather and looked quite like walking boots. Leather gets quite heavy when it is wet and other fabrics have been used since the 1970s when synthetic materials became readily available that were light but strong, protective and water-resistant. Different fabrics are used in different parts of the boot.

Image 2



Image 3



Here is an object that has been put under a microscopic lens. The title of this image is 'Inside Out'. What do you think it is? We will let you know next week 😊



Physical Activity



Cricket - Catching

- For this activity you will need a ball or similar object (scrunched up piece of paper)

Key Points:-

- Watching the ball.
- Hands together.



Throwing under-arm

- Side on stance.
- Point at target.
- Straighten arm.

Challenge 1

- Practise throwing the ball to yourself. You will need to have a reasonable amount of space for this, this will mean you can walk around freely.

Challenge 2

- Practise throwing and catching with a partner. Start 2m apart.

Challenge 3

- Gradually increase the distance between you and your partner.

Lunges Challenge

- Step forward.
- Bend your knee.
- Lower your back leg/knee towards the floor.
- Keep your balance.
- Return to standing position and swap legs.

Challenge

- How many lunges can you do in 60 seconds?
- Challenge your sibling or parent/carer to see who can complete the most?



Hi guys, I hope my slides are helping you stay active! Hopefully see you all soon!
Mr
McLaughlin



Music Activity



Sun, Sea and Song!



This week, join Nigel and Suki as they go in search of buried treasure on Golden Island...and enjoy plenty of songs along the way!

<https://www.bbc.co.uk/teach/school-radio/music-ks1-sun-sea-song-index/zr4x2sg>

You might know some of these but try to pick at least one new song to learn.



Which is your favourite song?

Can you make up some actions for one of the songs?

Try this vocal warm up before you start singing..

<https://www.bbc.co.uk/teach/school-radio/music-ks1-sun-sea-song-warm-up/z7qg382>

Art Activity


Summer Art



Colour a rectangle with brown pencil then draw lines over the top in brown felt tip.

What a scorcher of a week! To celebrate the lovely sunshine we've been having, have a go at creating some ice creams!


First draw and cut out your cones, lollies, glasses and ice cream. You only need very simple shapes like these.



Then decorate! You can use any materials you have at home. Paint, felt tips, crayons, food wrappers... Here are a few techniques you could try but be as creative and inventive as you like!



Dip a pen lid into paint and print lots of overlapping circles.



Dip the edge of a piece of cardboard into paint, then print lines crossing each other.



Remember to check your recycling for paper, cardboard and wrappers that you might be able to use.



Use a lolly stick or cut one from an old cardboard box.



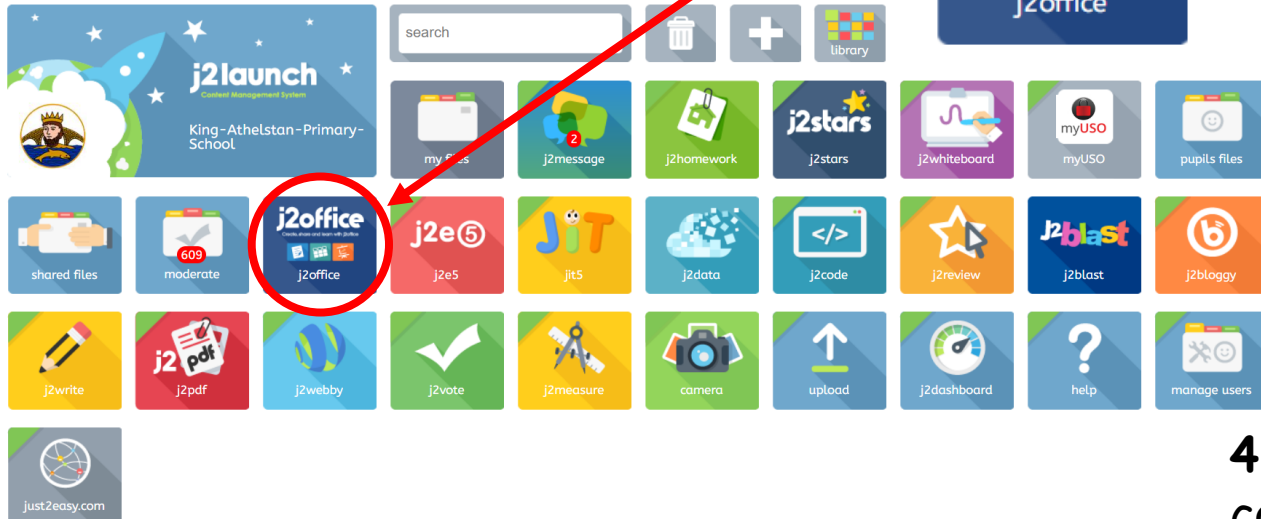
Have fun exploring different media – try and create different textures and patterns.



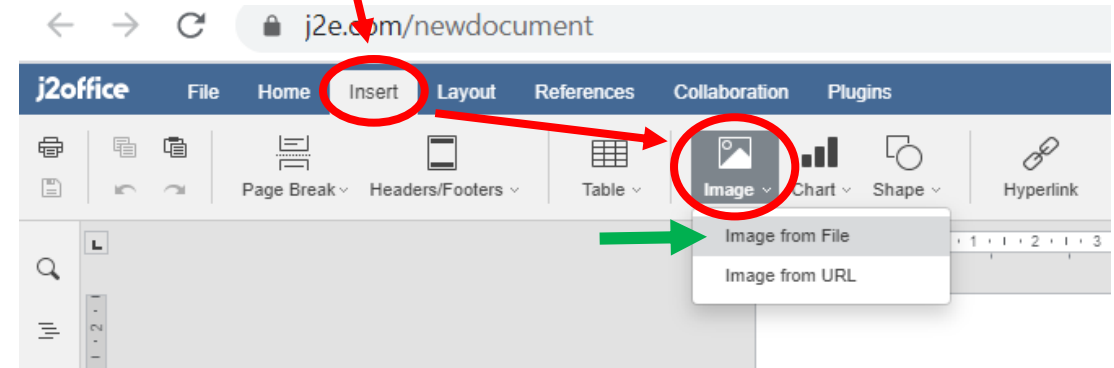
Sharing work to J2e

Uploading photos of work onto J2e.

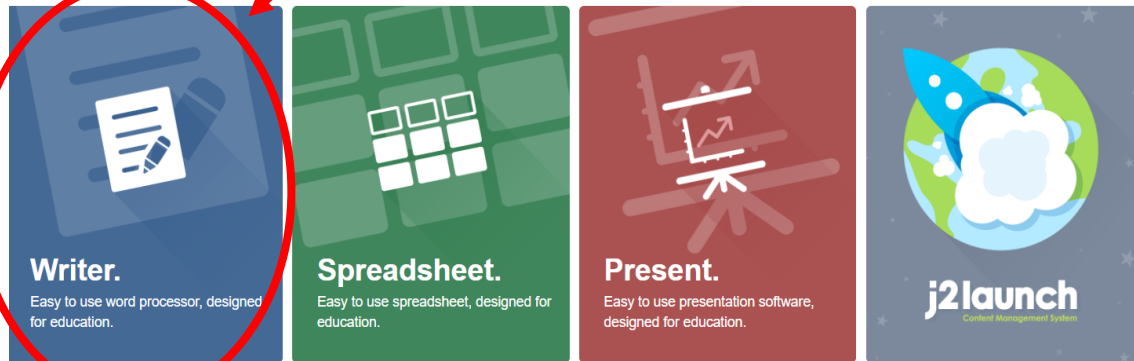
1. On the home page, click on 'j2office'.



3. Click on 'Insert' and then go to 'Image'. Click on the arrow and click on 'Image from File'.



2. Click on 'Writer'.



4. Select your image from a file from your computer or device. Then insert the image into the document.



5. Type in text on your document, to explain your work.

HAPPY SHARING

Extra Home Learning KS1


Here are some extra websites and resources you can access if you would like your child to be doing more at home.

<https://www.kingathelstan.kingston.sch.uk/covid-19-maths/>




Recommended Work Books

<https://www.cgpbooks.co.uk/primary-books/ks1/english/reading/em1hsb14-year-1-home-learning-bundle-maths-and>



<https://www.schofieldandsims.co.uk/key-stage-1/>



twinkl

<https://www.twinkl.co.uk/resources/covid19-school-closures>



OAK
NATIONAL
ACADEMY

The Oak National Academy has virtual lessons to follow!

Year 2

<https://classroom.thenational.academy/year-groups/year-2>

busy
things.co.uk

A small, yellow, cartoonish character with large eyes and a friendly expression, standing below the "busy things.co.uk" text.

Log on to Busy things for fun learning activities. Use your j2e login.

LGfL

<https://www.busythings.co.uk/play/>