

Dear Mehretu and Wiley

I hope you and your families are all safe and well and had a wonderful half term together enjoying the gorgeous sunshine! I spent lots of time outside; gardening, putting up a new fence and going for long walks with my children. It has been so good to explore my local area and find new places I never knew existed! My children especially enjoyed discovering the woods a short walk from our home! I have also been reading lots of new books - I am currently reading, '*The Monster Who Wasn't*' by TC Shelley. It's about a gang of gargoyles who find a special baby and have to protect him from the king of the ogres! Children in Year 5 or 6 might enjoy it if they like strange fantasy adventures.

It has been lovely meeting Year 6 and 1 pupils and their families this week as we have welcomed them back. I cannot wait to meet the rest of you soon when it is safe to do so. School does look and feel very different with the new smaller 'bubble' classes, a one way system and various markings around the school! The work on the KS2 playground has begun and I have enjoyed watching the diggers at work. It is going to look amazing when it is finished!

Well done to everyone busily working at home or school. I have been impressed with all the learning that I have seen so far - keep up the great work!

Remember to look after each other and carry on your random acts of kindness everyday. We will be together soon.

From Mrs Mastrocola



Dear Mehretu,

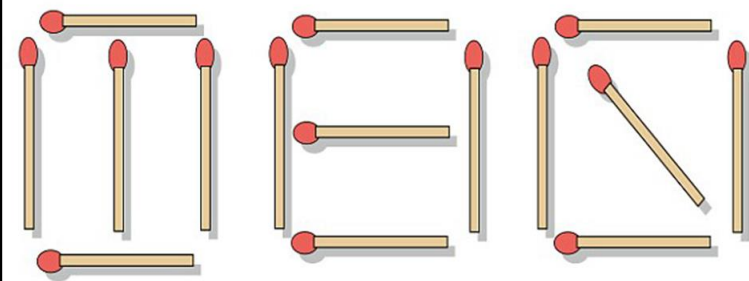
It has been the return of some year groups to school, only Year 6, 1 and Reception and I have been teaching a KS1 bubble (small group). It's been strange coming back to school without you guys, and the strangest thing is how different your class looks!

On the right, here you will be able to see a couple of swans and a Cormorant, which is a special type of fishing bird. I liked this picture for lots of reasons – that it is spreading its large, black wings and standing on a sunken boat! Maybe you have seen this boat on walks near the river? I wonder if there is sunken treasure inside? Please don't go diving in to find out!


Look forward to seeing you all, I can't wait to hear all your stories from your time in lockdown!

See you soon!

Mr. B



Welcome



What five letter word becomes shorter when you add two letters to it?

I'm tall when I'm young and short when I'm old. What am I?

Short!

A Candle

← Remove 6 of the matches to make 10!

Dear Wiley,

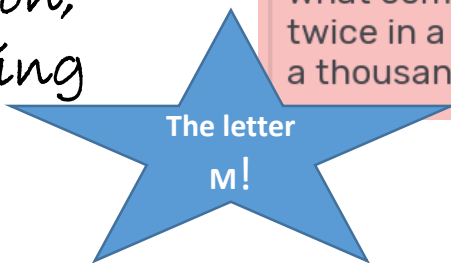
I hope you have had a wonderful week enjoying the sun! I have been back at school teaching a small Year Six bubble which has been very different. It is lovely to see our wonderful staff and children but very tricky teaching from 2m! I can't wait until I am able to see you all - our classroom looks very different for now.

The KS2 playground is being dug up and transformed currently which is incredibly exciting. I can't wait to see what it's like when it is finished.

Hopefully you have been able to meet up safely with some of your family members. I have been missing sports, so played tennis with a friend! It was great fun, even though I lost every game....

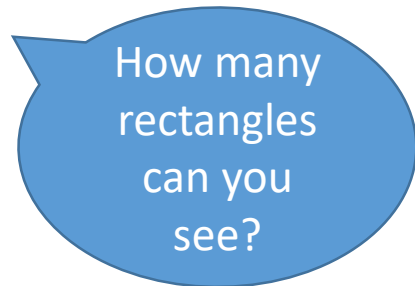
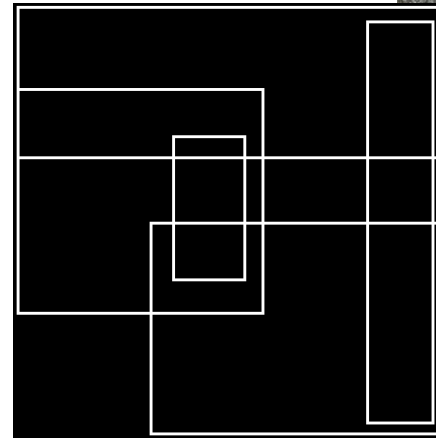

I also had a go at making brownies! Yum!!

See you soon,
Mr Channing



What comes once in a minute,
twice in a moment, but never in
a thousand years?

What can you break,
even if you never pick it up
or touch it?



Welcome

I sat there watching the junk until it was nothing but a spot on the horizon, until I could not bear to watch any more. By this time I had already decided how I could best defy him. I was so enraged that consequences didn't matter to me now. Not any more. With Stella beside me I headed along the beach, stopped at the boundary line in the sand and then, very deliberately, I stepped over it. As I did so, I let him know precisely what I was doing. 'Are you watching, old man?' I shouted. 'Look! I've crossed over. I've crossed over your silly line. And now I'm going to swim. I don't care what you say, I don't care if you don't feed me. You hear me old man?' Then I turned and charged down the beach into the sea. I swam furiously, until I was completely exhausted and a long way from the shore. I trod water and thrashed the sea in my fury – making it boil and froth all around me. 'Its my sea as much as yours,' I cried. 'And I'll swim in it when I like.' I saw him then. He appeared suddenly at the edge of the forest. He was shouting something at me, waving his stick. That was the moment I felt it, a searing, stinging pain in the back of my neck, then my back, and my arms too. A large, translucent white jellyfish was floating right beside me, its tentacles groping at me. I tried to swim away but it came after me, hunting me. I was stung again, in my foot this time. The agony was immediate and excruciating. It permeated my entire body like one continuous electric shock. I felt my muscles going rigid. I kicked for the shore, but I could not do it. My legs seemed paralysed, my arms too. I was sinking, and there was nothing I could do about it. I saw the jellyfish poised for the kill above me now. I screamed, and my mouth filled with water.

1. How would you describe Michael's actions in this extract? (2 marks)
2. Do you agree with Michael's decision to enter the sea?
3. Find 3 pieces of evidence which show Michael was acting out of anger. (3 marks)
4. Why has the author chosen to use the word 'boil' to describe sea's movements?
5. What do you think Kensuke was shouting from the edge of the forest?
6. Find and copy two pieces of personification used to describe the jellyfish.
7. How does the author use repetition in the final few sentences for effect?
8. If you were Michael in this situation, how would you have acted?

Some tricky words from this chapter you may wish to research, draw and explain.

- Tantalisingly
- Frolic
- Distraught
- Capitulated
- Inexorably
- Persecutor
- Nonchalant
- Dejected

Audio Books For Free



This week Mr Channing reads the next chapter!


<https://www.kingathelstan.kingston.sch.uk/covid-19-home-learning/story-time/story-time-videos-8-6-20/>




Click here to get started

<https://www.theickabog.com/home/>

Explore *The Ickabog* – a new story written by JK Rowling for her own children.



One of this week's mystery readers is Mrs Ahearn! She reads 'Look Up' by Nathan Byron. Who will the other mystery reader be? Check out story time this week to find out!



<https://www.kingathelstan.kingston.sch.uk/covid-19-home-learning/story-time/story-time-videos-8-6-20/>

Harry Potter

CHAPTER 7

<https://www.wizardingworld.com/chapters/reading-the-sorting-hat>

CHAPTER 8

<https://www.wizardingworld.com/chapters/reading-the-potions-master>

Lesson 1 - Multiply 2-digit number

Have a go at the daily maths activities on the following website:

<https://whiterosemaths.com/homelearning/year-4/>

You can pause the video to answer each question using the activity sheets. There is an answer sheet for you to check your answers **when you have finished!** There are four lessons on decimals – why not try one a day? Move on to week 2! (ignore the date! 😊)

Summer Term - Week 3 (w/c 4th May)

Macey is working out $72 \div 3$. Before she starts, she says the calculation will involve an exchange.

Do you agree? Explain why.

Can you represent your answer in different ways?

1. $428 \div 4 =$
2. $575 \div 5 =$
3. $721 \div 7 =$
4. $868 \div 8 =$

5. $634 \div 8 =$
6. $781 \div 9 =$
7. $234 \div 5 =$
8. $423 \div 7 =$

Maths Activity

White Rose Maths Hub

You have 12 counters and the place value grid.

H	T	O

- Create a 3 digit number divisible by 2
- Create a 3 digit number divisible by 3
- Create a 3 digit number divisible by 4
- Create a 3 digit number divisible by 5
- Create a 3 digit number divisible by 6
- Can you find a 3 digit number divisible by 7, 8 or 9?

Spiders have 8 legs and ants have 6 legs.



There are 288 legs in a vegetable patch.

How many spiders and ants could there be?

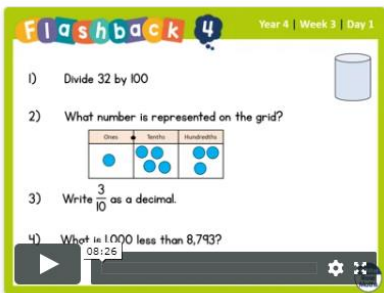
How many possibilities are there?

Place $<$, $>$ or $=$ to make these number sentences correct.

$738 \div 6$		$868 \div 7$
$976 \div 8$		$625 \div 5$
$584 \div 4$		$438 \div 3$

Remember, you can always ask an adult for smaller or larger numbers if you need a different challenge!





Have a go at the daily maths activities on the following website:

<https://whiterosemaths.com/homelearning/year-4/>


You can pause the video to answer each question using the activity sheets. There is an answer sheet for you to check your answers **when you have finished!** There are four lessons on decimals – why not try one a day? Move on to week 2! (ignore the date! 😊)

Summer Term - Week 3 (w/c 4th May)

Macey is correct because 70 is not a multiple of 3 and if you try to share 7 tens between three you cannot do it equally. This is when she will need an exchange.

1. $428 \div 4 = 107$
2. $575 \div 5 = 115$
3. $721 \div 7 = 103$
4. $868 \div 8 = 108r4$
5. $634 \div 8 = 79r2$
6. $781 \div 9 = 86r7$
7. $234 \div 5 = 46r4$
8. $423 \div 7 = 60r3$

Maths Answers



Divisible by 2: Any even number created.

Divisible by 3: 336, 624, 921

Divisible by 4: 228, 408, 624

Divisible by 5: 165

Divisible by 6: 534

Divisible by 7: 714

Divisible by 8: 840

There is no 3 digit number divisible by 9 however there is a pattern worth investigating!

Children will need to complete the short divisions before comparing them.

Answers:
 $123 > 124$
 $122 < 125$
 $146 = 146$

Possible answers:

24 spiders

16 ants

9 spiders

36 ants

How many did you find?

If your adult at home gave you a super challenge, why not use the inverse operation to check your answers?



Writing Activity



Use this website to learn more about William Shakespeare's *A Midsummer Night's Dream*

<https://www.bbc.co.uk/teach/class-clips-video/english-a-midsummer-nights-dream-index/z6rcgwx>

You are going to explore the mystical setting of this famous play and write a ***setting description!***

If you like use this as a plan:



1. Trees
2. Darkness
3. Forest floor
4. What makes it magical?

Tips to start:

Use your ***senses***

- Smell
- Sight
- Hear
- Taste
- Touch

If you're stuck, use these ideas to highlight the magical aspect of the forest:
Fog, mist, sparkling fireflies, unusual sounds, dark shadows



Don't forget:

- Check for punctuation
- Use some new vocabulary
- Best handwriting
- Try a subordinate clause!

Geography The Galapagos Islands

Topic Activity

<https://www.bbc.co.uk/bitesize/topics/z3fyedm/articles/zk9cxyc>

Explore The Galapagos and discover why they are so famous!

Your Task

Make some notes about the Galapagos Islands:

Where are they?

How were they made?

What lives there?


Who travelled there in 1835?

Why are they important to study living things?



I visited the Island in 1835 on my ship, the HMS Beagle! I was fascinated with what I found on the island, particularly with Marine Iguanas and Finches and their beaks! Why was this?

Can you draw a map of the Americas and put a dot where the Galapagos are?
Play the Quiz at the end to test your knowledge!



<https://www.youtube.com/watch?v=A3xMmcDOIZY>

<https://www.dkfindout.com/uk/science/famous-scientists/charles-darwin/>



You have sorted animals into their different categories, and even sorted invertebrates into smaller categories! Now you are going to use this knowledge alongside your fantastic imaginations...

Science Activity



Design your own completely new animals for each type!

Think about what makes each type unique. How will you ensure your mammal *is* a mammal?

Once you have designed each animal you could label them with their characteristics, describe their habitats, behaviours and diets.

Research unusual animals for inspiration.

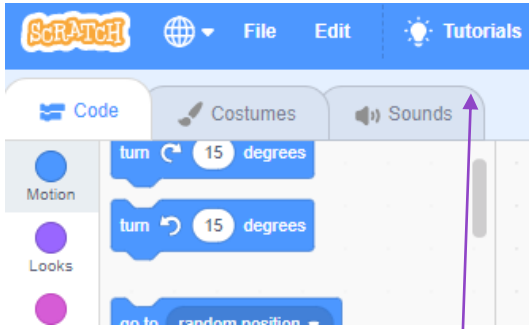
EXT: Explore what type of unusual animals are found in South America.



These nocturnal lemurs have a very unusual build, with large ears and rat-like teeth. After tapping on trees to locate insects based on percussion feedback, they bore a hole with their teeth and long middle finger to extract and eat the insects.

I am a Venezuelan Poodle Moth. These unusual creatures are covered in fluffy hair – hence the name ‘poodle’! This was first discovered in 2009 and has baffled researchers worldwide.

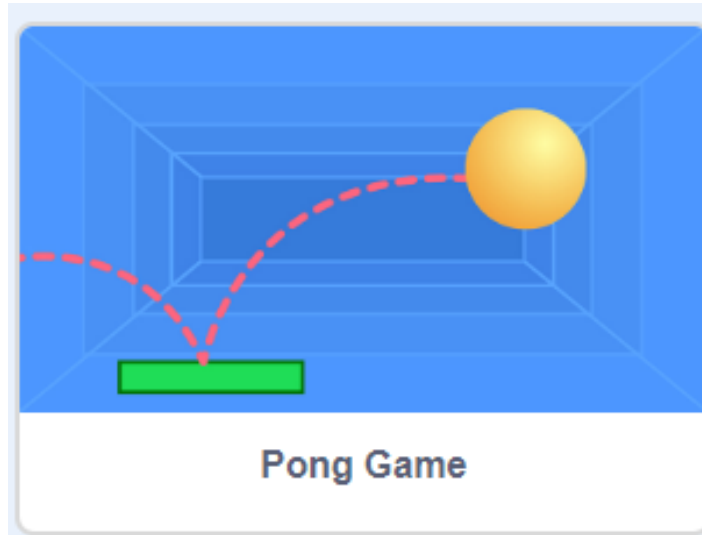
Computing Activity



Press create and then click the light bulb next to **tutorials**. Scroll down until you see **Pong Game**.

Log on to scratch using your individual accounts. Remember to press 'publish' when you are finished so we can comment!

Follow the instructions carefully! Can you change some coding to make the game easier or more challenging?



Could you customise your game to link it to our topic?

You could even try to create some Aztec style patterns and backgrounds to bring your game to life!

<https://scratch.mit.edu/projects/401291620/editor>

Use the link above to find a tutorial explaining how to create a Pong game!



Physical Activity



Netball Skills

- You will need to work with 2-3 members of your family.
- You will need to pass the ball to members of your family, however, you will need to follow these rules:-
- to receive a pass you must be moving.
- you will need to jump and land when receiving a pass.
- you will need to pivot and turn before passing the ball.

Footwork

- Land one foot at a time.
- Pivot on landing foot.
- Ensure you are on the balls of your feet.

Pivoting

- Landing foot does not move.
- Use finding foot to change direction.
- Head up.



Challenge

- Think of different passes you can use (chest, bounce and shoulder pass).

Football Skills

- Create an area to play in (ideally 10m x 10m) but a smaller space will be fine.
- Children to perform dribbling skills
- inside of your foot.
- outside of your foot.
- right foot, then left foot
- inside of your foot, then the outside of your foot.



1v1 challenge

- You need to have a start line and finish line.
- Work with a partner, they will be your opponent.
- Try and outwit your opponent by reaching the finish line.
- Each time you reach the finish line you will receive 1 point.
- The first to 5 points is the winner.



Hi guys, I hope my slides are helping you stay active! Hopefully see you all soon!
Mr McLaughlin



Wellbeing Activity



Year 4:
Jam tarts for
the queen of
hearts!



Method:

WASH YOUR HANDS

Put the flour, butter and a pinch of salt in a bowl and rub them together with your fingertips.

When the mixture looks and feels like fresh breadcrumbs, gently stir in the egg.

Add 1 tbsp cold water, then start to bring the dough together in one lump with your hands - try not to knead it too much. Add 1 more tbsp of water if it's not coming together, but try not to add more than that.

Wrap in cling film and chill in the fridge for 30 mins.

Ask your adult to heat the oven to 200C/180C fan/gas 6.

Butter a 12-hole tart tin, then dust your work surface with flour.

Wash your hands again before you unwrap and roll out the chilled pastry so it's about the thickness of a £1 coin.

Then use a straight or fluted round cutter to cut out 12 circles, big enough to line the holes in the tin.

Dollop 1-2 tsp of your chosen filling into each one and, if you like, cut out little pastry hearts and pop them on top.

Ask your adult to put them in the oven for 15-18 mins or until golden and the filling is starting to bubble a little.

Leave to cool in the tin for a few mins then ask your adult to carefully transfer to a wire rack to cool completely.

Yum!



Ingredients:

- 250g plain flour, plus extra for dusting
- 125g butter chilled and diced, plus extra for the tin
- Pinch of salt
- 1 medium egg
- 2 tablespoons of cold water
- 100g jam, fruit curd or marmalade of your choice

I love making jam tarts for my family.



CHIG

Mrs Ramkissoon