

Dear Mehretu and Wiley,

What a strange way this is to introduce myself but, HELLO everyone! My name is Mrs Mastrocola and I am super excited as I am your new Deputy Headteacher! I hope everyone is safe and well and enjoying time with your family. I have been in school a few times since Easter and have been getting to know my way around! I have started to set up my desk and I can't wait until we are all together so I can meet you face to face!

Let me tell you a little about myself. I have been a teacher for nearly 15 years and before starting here I worked at another school in Kingston for 9 years, where I was the Assistant Headteacher, leading Key Stage 2 and teaching in a variety of year groups. I am married and have two children, one of whom is in reception. Outside of school I like to keep my mind and body healthy by enjoying the great outdoors, running, going to the theatre, watching films, reading books and playing board games.

Over lockdown, I have been keeping busy with my children, cooking, gardening and reading. We have really enjoyed showing our support to the NHS workers by taking part in the clap every Thursday and we are getting very good at zooming with our families and friends each week!

I am so excited to be your new Deputy Headteacher and can't wait to support everyone in their learning and help to make King Athelstan the best place it can be!

Stay safe!

From Mrs Mastrocola

Welcome



Dear Mehretu,
I have been into school this week to do some teaching and it was very odd to be in class without you guys! Hope you have all had a good week. I have been enjoying going on bike rides, which is something I have never really done before. I am going to make an effort to cycle to places rather than drive, if I can! It has been amazing to see lots of work that Year 4 has been doing at home. Unfortunately, I haven't seen many postings from our class and I really miss getting to see your amazing

creations/writing/maths so, if you're able, it would be really great to see you send some of your work to Mrs Paris! I have enjoyed some fantastic jungle stories that you have sent! There are some fantastic creative activities for you to do this week so I look forward to seeing them!


Well done all of Mehretu Class for all of your patience and positivity, I promise it will be all worth it when we return to school!

See you soon!

Mr B



Check out this Ant riding on a snail I saw outside my house!





Welcome

Dear Wiley,

I hope you have all had a good week and have been helping one another at home. Now that the weather is a bit more grey it's much more bearable staying indoors!

I have been blown away by all the wonderful things you are doing at home – it makes my day seeing your emails or activities go on the school website! We teachers are still busy working away with lessons, data, planning etc., but it is very different without seeing you all to share the work directly! It will be wonderful to finally come back together and see you all soon.

In my free time I have kept myself busy with lots of 'zoom' quizzes with my friends. (I'm not very good and usually finish in last place... perhaps I'm a better teacher than a student?) I have also been enjoying lots of art lately and found an artist called 'Tomí Olopade'. His paintings are very similar to Kehinde Wiley's and I had to share them with you.

Keep being helpful at home, and enjoy this week's activities.

Missing you all lots,

Mr Channing



Welcome



Hello everyone!

I hope you are well. I have been thinking of each one of you, wondering what you might be doing...


I, for example, have been enjoying my time doing more of the things I love, like practising yoga and playing Frisbee with my dog. Unfortunately, as you can see from the photo, he prefers playing tug! What do you like playing when you are out?

Take care of yourselves.

Lots of love,


Mrs. Rizza

Reading Activity



Chapter 2 Water, water everywhere

Read the rest of Chapter 2. Then answer the questions on the next few slides.



I had hoped my mother and father might forget all about the planned school work. And to begin with it seemed as if they had. But once we had weathered a few storms, once we were settled and well into our voyage, they sat me down and told me the unwelcome news. Like it or not, I was going to have to keep up with my schoolwork. My mother was adamant about it. I could see that any appeals to my father would be pointless. He just shrugged and said, “Mum’s the skipper.” And that was an end of the matter. At least at home she had been my mother and I could argue with her, but not on the *Peggy Sue*, not any more.

It was a conspiracy. Between them, they had devised an entire programme of work. There were maths course books to get through – my father would help me with that if I got stuck, he said. For geography and history I was to find out and record all I could about every country we visited as we went round the world. For environmental studies and art I was to note down and draw all the birds we saw, all the creatures and plants we came across.

My mother made a particular point of teaching me navigation, too. “Barnacle Bill taught me”, she said, “I, teaching you. I know it’s not on the curriculum, but so what? It could come in handy, you never know.” She taught me how to use the sextant, take the compass bearings, plot a course on the chart. I had to fill in the longitude and latitude in the ship’s log, every morning, every evening, without fail.

Don't forget to check out Year 4 Story Time – Mr Channing reads chapter 2 this week!
<http://www.kingathelstan.kingston.sch.uk/covid-19-home-learning/story-time-videos/>

I don't think I had ever really noticed stars before. Now, Whenever I was on watch in the cockpit at night, with the *Peggy Sue* on her wind-vane self-steering, the others asleep below, the stars would be my only company. Gazing up at them I felt sometimes that we were the last people alive on the whole planet. There was just us, and the dark sea about us and the millions of stars above.

It was on watch at night that I would often do my 'English'. This was my own version of the ship's log. I didn't have to show them, but I was encouraged to write in it every few weeks. It would be, they said, my own personal, private record of our voyage.

At school I had never been much good at writing. I could never think of what to write or how to begin. But on the *Peggy Sue* I found I could open up my log and just write. There was always so much I wanted to say. And that's the thing. I found I didn't really write it down at all. Rather, I said it. I spoke it from my head, down my arm, through my fingers and my pencil, and on to the page. And that's how it reads to me now, all these years later, like me talking.

I'm looking at my log now. The paper is a bit crinkled and the pages are yellowed with age. My scribbly writing is a little faded, but it's mostly quite legible. What follows are just a few chosen extracts from this log. The entries are quite short, ut they tell the tale. This is how I recorded our great journey. This is how it was for an eleven-year-old boy as we rode the wide oceans of the world on board the *Peggy Sue*.

1. Write down the words that you don't know and use a dictionary or google to find out what they mean.
2. Why do you think he had never noticed the stars before? What's changed?
3. Which verb tells you he was peacefully looking at the stars?
4. Look at the paragraph starting with 'It was on watch...' Why is 'English' written in inverted commas?
5. Why was it easy for him to write in his own version of the ship's log?
6. How do you know the ship's log is now old and weathered? [3 marks]
7. Write your own definition of the word 'legible'. What would an antonym of this word be?
8. What do you predict will happen in the first few 'English' logs?


EXT: Create your own version of the log book! You can write down what you have been doing, as if you were on board the *Peggy Sue*.

Audio Books For Free



https://stories.audible.com/pdp/B00T50R42I?ref=adbl_ent_anon_ds_pdp_pc_pg-1-cntr-0-4

Find and listen to *'The Green Ember'*




Here's a video of the King Athelstan staff reading books!

<http://www.kingathelstan.kingston.sch.uk/assets/Uploads/downloads/We-Love-Books.mp4>

Click Me

<https://soundcloud.com/harpercollinspublishers/kensukes-kingdom-written-by>

Kensuke's Kingdom is available to listen to for free on the link above!



UNLIMITED Audiobooks and eBooks


Over 40,000 books & works on all major devices
Get ALL YOU CAN for FREE for 30 days!



<https://www.allyoucanbooks.com/>

Maths Activity

White Rose Maths



1 What number is represented on the place value chart?

Ones	Tenths	Hundredths
0	1	3

There are ones,
 tenths and
 hundredths.
 The number is

2 Make the numbers on a place value chart and write down the value of the underlined digit.

3. <u>4</u> 7	2. <u>1</u> 5	0. <u>6</u>	<u>2</u> 5.03
---------------	---------------	-------------	---------------

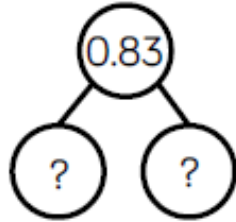
3 Fill in the missing numbers.

$$0.83 = \square + 0.03$$

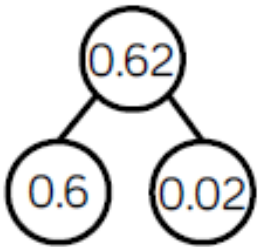
$$= \square \text{ and } 3 \text{ hundredths.}$$

$$0.83 = 0.7 + \square$$

$$= 7 \text{ tenths and } \square$$



Sally says there is only one way to partition 0.62



Prove Sally wrong by finding at least 3 different ways to partition 0.62

Match each description to the correct number.



My number has the same amount of tens as tenths.

Charlie



My number has one decimal place.

Dylan



My number has two hundredths.

Megan



My number has six tenths.

Jess

46.2

2.64

46.02

40.46

Here are two lists of numbers.

Use the digits 0 to 9 once each to complete the lists.

ascending order .4 .41 7.9 .41

descending order .41 7.9 .41 .4

Compare answers with a partner.

Is there more than one way to complete each list?

Can you test yourself to set a new speed on TTRockstars? Well done for taking on our challenges!



Reminders for comparing decimals.

Watch the video for a great reminder on how to compare decimals with different place values..

<https://www.youtube.com/watch?v=Za-QRAnarZM>

South America is a beautiful place to visit and many of the countries offer different amazing things to see. One of the largest countries is Brazil.

Can you create a tourism advert to advertise and attract people to visit this country?

<https://www.bbc.co.uk/bitesize/topics/zyhp34j/articles/zr2h47h>

Remember to make it appealing by using adjectives and persuasive vocabulary!

Use this as a plan template:

1. Introduction
2. Where in the world is it?
3. What you can do there
4. Fun Facts

Writing Activity



Don't forget:

- Check for punctuation
- Use imperative verbs
- Use appropriate adjectives, verbs and conjunctions.
- Use your best handwriting

Remember to use headings to make your work neater!
Can you find about some key events or places to go to?




Mayan Cities

<https://www.dkfindout.com/uk/history/mayans/mayan-cities/>

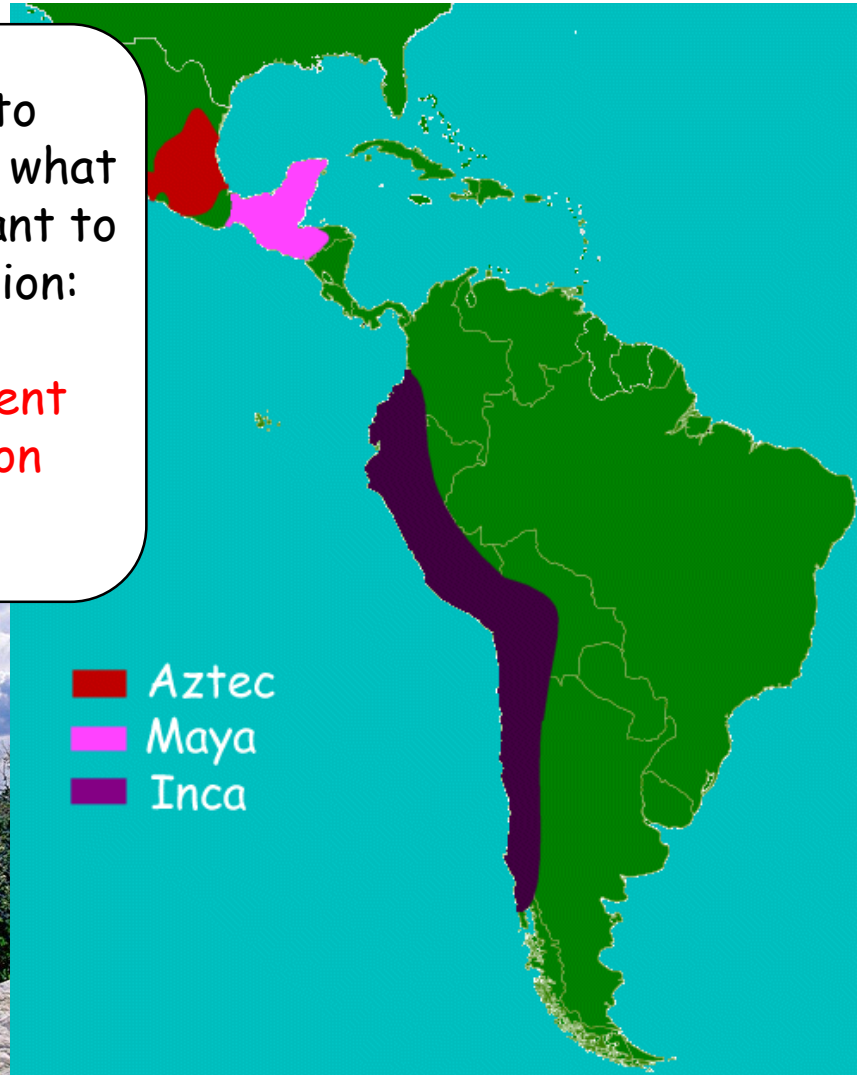

<https://www.bbc.co.uk/bitesize/topics/zq6svcw/articles/zqv6msg>

Topic Activity



Remember to think about what was important to any civilisation:

- Religion
- Government
- Recreation
- Trade



Can you find more about the great cities that the Mayans built?

One of the most famous landmarks in the world was built by Mayans!

Here are your tasks to help you find out more about Mayan Cities:

1. What were the names of the major Mayan Cities?
2. What types of buildings have been found at these important sites?
3. Can you create and label your own Mayan City?



Science Activity



OK, first things first, can you think about the categories living things could be placed in? How would a Chimpanzee be different from a squirrel?

We will need this next week and it is no easy job - so get thinking! 😊

This week your task is to find out what the following words mean: vertebrate and **in**vertebrate. Think about the prefix 'in' (indecisive, inappropriate, independent) what does it usually mean?

Once you have found the meaning of these words decide which animals belong to which categories. You could create a poster, a PowerPoint presentation, write an explanation... anything you like!

Archaeopteryx - which kind of vertebrate?

Giant Weta - vertebrate or invertebrate?

Platypus - which kind of vertebrate is it?



Great white shark - vertebrate or invertebrate?



What is the 'strangest' invertebrate on the planet?



Creative Activity



Eadweard Muybridge (1830 – 1904)

Eadweard Muybridge was an English-American photographer who studied motion, and motion picture projection. He was born in Kingston Upon Thames where he took up professional photography before later becoming world famous for his works.

Muybridge has a plaque somewhere in Kingston town centre! Perhaps you could go for a walk to try and find it?



Visit the YouTube video below to see just how these are made. You will need: paper, pen or pencils, a ruler and something which spins!

Your design can be anything you like. You could link it to one of our learning topics, or create something personal to yourself and your family.

Remember: if you try, try, try then you can, can, can!

https://www.youtube.com/watch?v=JyHR_qQLsLM

Music Activity



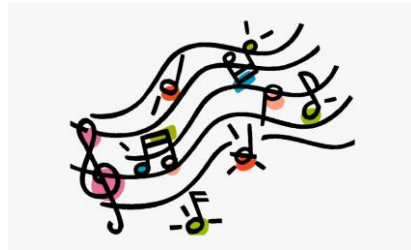
Go to the following website: <https://www.classicsforkids.com/>

On the home page you will see 'This Week: Antonio Vivaldi *Spring Music*'. Press the play button and listen to learn about music that is inspired by Spring.

Then try:

- Taking the quiz for the week (look carefully on the page for the answers)
- Download and complete the activity sheet for April.
- Learn more about Antonio Vivaldi. Once you have done this you could create a Character profile or Top Trump card that summarises the information you have learnt about him.


The link to Vivaldi's Spring: <https://www.youtube.com/watch?v=l-dYNttdgI0>



Art Activity

The Barely believable! Illusions in Art.

What animal do you see?



Have a go at recreating the Reuben's Vase illusion.

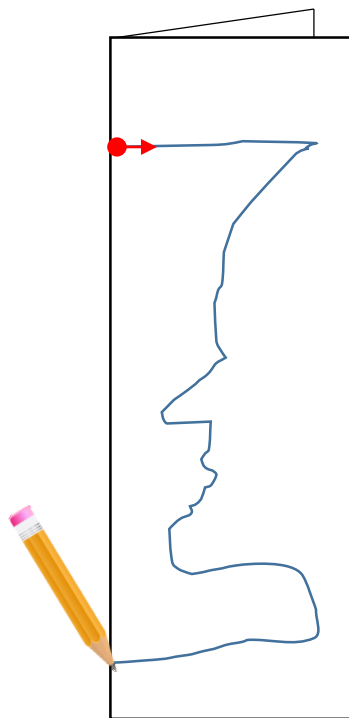

Ideally you need to have two different coloured pieces of paper (such as black and white like the original image).

It can however be any different colour of paper or you could even use a page from a news paper or magazine or a piece of wrapping paper (as long as you have two that are different it doesn't matter)

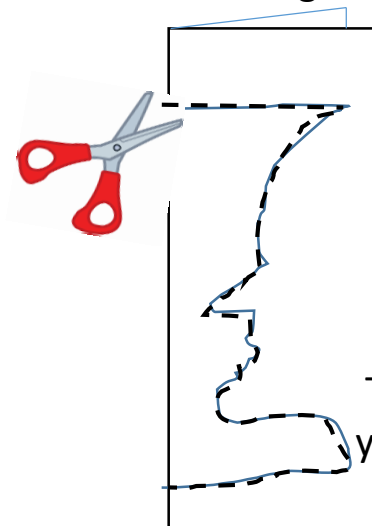
Fold one of your pieces of paper in half vertically.



Reuben's Vase



Copy half of the Vase/ face onto your page. Just draw each line exactly as you see it. Start drawing / copying from the red dot.



Cut carefully along your drawing lines.

open your picture up and stick on the other A4 page.

Try this two or three times and choose your best one to stick on and keep!



Do you see an old face or a young face?

Do you see a vase or two faces?

Physical Activity

Catching Challenge

- You will need a ball/object (teddy bear, scrunched piece of paper, orange)
- Throw the ball/object in the air.
- The aim is to touch head, shoulders, knees and toes. Then you need to catch the ball/object without it dropping.

Progression

- Touch your head and catch.
- Touch your head, shoulders and catch.
- Touch your head, shoulders, knees and catch
- Touch you head, shoulders, knees, toes and catch.

Reminders

- Eyes on the ball.
- Hands ready.



Tennis

- You will need a racquet and ball. If you do not have a racquet then you can use a hardback book.
- Balance the ball on the racquet/hardback book for 60 seconds.
- Bounce the ball on the racquet/hardback book as many times as you can.

Challenge 1

- Hit the ball using both sides of the racquet/hardback book.



Challenge 2


- Rally with a sibling or parent/carer. How many times can you hit the ball?
- Try and beat you record!
- Can you do this without letting the ball drop?



French Activity



- lundi
- mardi
- mercredi
- jeudi
- vendredi
- samedi
- dimanche



Year 4 Days of the week

Listen to the songs on YouTube to practise the days of the week again, then have a go at the puzzles. You should be able to find all 7 days in each puzzle. Bonne chance!



- Monday - lundi
- Tuesday - mardi
- Wednesday - mercredi
- Thursday - jeudi
- Friday - vendredi
- Saturday - samedi
- Sunday - dimanche

<https://www.youtube.com/watch?v=xVHzu60QVKI>

<https://www.youtube.com/watch?v=x-G1kkJR65Q>

LES JOURS DE LA SEMAINE

Friday		Tuesday	
Monday		Saturday	
Sunday		Wednesday	
Thursday			

Wellbeing Activity

The 10 x table challenge

Can you challenge yourself 10 times in 1 day and make yourself feel happy and healthy?

10 x hours of sleep



9 x say please and thank you



8 x smiles given to your family



7 x glasses of water sipped



6 x hugs shared with your sisters, brothers or pets



5 of your 'fruit and veg a day' eaten



4 x good laughs



3 x hours of screen time



2 x random acts of kindness



1 x fun filled hour of physical activity outside



Hi Year 4 challengers!

Hope you are enjoying the sunshine.

Missing you all 😊



Create your own 10 x table challenge or try doing this one. Why not design a challenge for your whole family!



Feel happy & healthy