

Hello!


Dear Warhol and Dali,

I hope you are all well and enjoying time with your family. I really miss seeing all of you when I am in school. At the moment I am working at school about once each week and then working at home for the rest of the week. I am also helping my little boy to do the school work he is being sent by his Reception teachers. We have been keeping very busy with exercise, baking and crafting too! I'm sure lots of you, like us, are now experts at using Zoom to stay in touch with family and friends.

Staying at home can be challenging at times, but one thing I have really enjoyed is how local communities are coming together. As well as joining in with the weekly 'Clap for Carers' with ALL of my neighbours, we have been working together to look after each other. Some families have drawn out 'obstacle courses' on the pavement in chalk for the children to do during their daily walks. My son and I added hopscotch, which all the children (and some of the grown ups) enjoyed! Have any of you put rainbows in your windows? We made one from a paper chain of hearts. We love hunting for them when we go walking - there are lots if you look closely! Have you counted many? As well as rainbows, our local area did an 'Easter Egg Hunt' over the Easter weekend. Lots of people made or drew Easter eggs and put them in their windows, on their doors or in their front gardens. We counted over 100 when we went on our hunt! Our one was made from Lego.

I feel very grateful for our local parks. We have been enjoying walking (and running) around them. On a recent walk I was very proud to capture a photograph of a butterfly on a dandelion! Also, in a challenge set by my mum, we took a family 'nature selfie' over the weekend, using natural materials and our shadows! Can you create a nature selfie of your own on your next walk?

Take care of yourselves and each other,
Miss Govan. x



Dear Warhol,

I am still missing you all a lot and am keeping my fingers crossed that I will get you all back soon!

I have had some lovely work, letters and photos sent to me this week by some of you so thank you for those! I really enjoyed seeing and reading about what you have been up to! I can't wait to talk about it with you when I ring you next week. If you haven't sent in anything yet, there's still time! Maybe you could send in a photo of something you have made, baked or a letter to tell me what you've been doing. If you send them to admin@kingathelstan.rbksch.org then they always get sent to us.

This week I have done some more baking and attempted an ombre cake. Each layer was a different flavour but of course my favourite was the chocolate one! After that, I made some cinnamon whirls, which were delicious.

I also gave my tortoise a bath this week, although he's messy again already! I use a dolly bath and a toothbrush to clean him and it looks quite silly to be honest! Later in the week, I was paid a visit by some swans and they brought their cygnets with them, which was very exciting!

Mrs Ahearn suggested that we send you a challenge or riddle each week and luckily I got sent one this week, which I am now going to pass on to you. In true Miss Disher style, I have stolen this from one of you from your J2e work. If any of you have any riddles you want to share, why not send them in and maybe they'll end up on my slide another week!

Riddle (from Ektoras)- *what can you catch but not throw?*

Keep safe and well. From Miss Disher xxxx



Welcome

Hey Dali,

I hope that you've had another good week and that you are staying safe. This week, I have started to increase my running distance when I go out for my one piece of exercise a day. I want to make my way up to 10km, but for now, I am working on 7.5km


This week I have finally done something I have wanted to do for such a long time. A long time ago, I came cross some art videos on YouTube, where artists make an AMAZING spray paint, space painting. Ever since seeing them, I have wanted to make my own. With the school being closed, I finally committed to doing one and ordered spray paints and paper.

I have only had a few attempts and am no where near an expert level... YET. Once I work out how to do it to a better standard, I will hopefully record myself doing it and show you. Until then, you can see a picture my dad took while I was having a go. For some reason he thought I looked weird.

A few more pieces of your work are being sent to me, but I REALLY want to see more. I hope you can send me more of your brilliance soon.

See you soon, Mr Morris 😊

Welcome



Welcome

Me
sewing
masks



Lulu
loving
Life!

Dear Dali Class Kids,

I hope you've had a good week and are finding ways to keep your minds, hearts and bodies healthy while staying at home. One day we're all going to have a lot of stories to tell about this time, aren't we?

I'm still spending a lot of time sewing for NHS staff and carers. Lately I've been making lots of masks to donate to care homes. I've been learning some new sewing skills and it makes me feel good to help others in a small way.

My attempt to learn a TikTok dance is not going very well. It's really tricky! I think if you watched me trying, it would make you giggle at my daughter is getting the hang of it.

I'm also enjoying the sunny days, admiring spring flowers and reading some good books to relax. Lulu's really enjoying the sun too!




From Mrs. Umemoto (Mrs. U)

Reading Activity



We are going to continue with **'Victorian Britain'** this week. You need to read it carefully as it will be the basis for your topic work. The pages this week are about family life in the Victorian times.



Family Life



FAMILY LIFE

Families were an important part of Victorian life. Many of them were large. In 1870, the average family had five or six children. Most upper and middle class families lived in large and comfortable houses. Each member of the family had a particular role to play.

▷ In the drawing room of a wealthy household in the 1880s. This family has finished dinner. The butler is handing round a tray of drinks while a housemaid tends the fire. Many families would spend the evenings making their own kinds of entertainment, including:

- playing the piano and singing
- reading aloud from the latest novels or books of poetry
- playing cards, chess or dominoes
- playing parlour games such as forfeits or charades
- playing billiards. (This was for the men only, as it gave them a chance to smoke their cigars.)




The father was the head of the household. He was often a stern figure, who was obeyed without question. While he went out to work every weekday, the mother looked after the house. In a middle class family, the children spent most of their time in the nursery, where they were brought up by a nanny. They might see their parents only once a day, before they went to bed. When the children grew up, only the sons were expected to work. They joined the army, or trained to be parsons, doctors or lawyers. The daughters stayed at home with their mother. Their career was to get married as soon as possible.

A Victorian photograph showing father carving the joint of meat for Sunday lunch. This was a solemn meal, especially for the children. They had to be well behaved at table, and only speak when a grown-up spoke to them. They also had to eat up all the food that was put on their plates.



All households, except the very poorest, had servants to do the daily work. Most important were the cook and the butler. The cook was in charge of shopping for food and running the kitchen, where she was helped by kitchen and scullery maids. The butler received visitors at the front door, and waited on the family of the house. Housemaids cleaned the rooms, while footmen did the heavier work, such as carrying coal and parcels.

Many young people came from the country to be servants in town houses. They felt lucky to have such good jobs, which gave them somewhere to live and clothes to wear. Being a servant was one of the few jobs a woman could find, apart from factory work. On average, they earned about £50 a year. They might spend all their working lives with the same household.



△ **A middle class family of the 1890s.**

- the mother would wear a fairly plain dress with lots of petticoats underneath
- the father wore a coat, close-fitting trousers, and white shirt with cravat collar
- the children wore similar clothes to their parents.



Reading Activity



△ **These are the servants** who worked for the family opposite. Each of them wears a uniform which suits their job. The housemaids and kitchen maids wear starched aprons. The butler wears a tie and the coachman wears a frock coat. The gardener and his boy wear corduroy trousers and waistcoats.




Reading Activity

Reading Activity



The words below are from the text. Create your own dictionary by writing a definition for each one. If you're not sure you'll need to look it up.

- obey
 - parsons
 - drawing room
 - parlour games
 - petticoat
- Can you think of a synonym for each word?



It says that whilst the father was at work,' the mother looked after the house'. If they had staff for most of the jobs, what do you think she could have been doing?

Look at the different staff within a Victorian house and roles they covered. Consider who would do these jobs in a house today.


Which gender was considered more important during the Victorian era? Girls or boys?

Do you think children from middle and upper class families had easy, desirable lives? Explain why.

Find as much evidence from the text as you can to prove your point.

There is no right or wrong answer but you must have evidence for your point of view.

Audio Books For Free




Check out Mr Morris reading chapter 5 of Who let the God's out on this link!

<http://www.kingathelstan.kingston.sch.uk/covid-19-home-learning/story-time-videos/>



Harry Potter

Listen to Daniel Radcliff read the first chapter of **The Philosophers Stone!**

<https://www.wizardingworld.com/chapters/reading-the-boy-who-lived>



Expelliarmus!



We can't recommend Oxford Owl eBooks enough! Go and find some really good books...they let you read along as well as listen! Just get a grown up to sign up for **FREE**.

<https://www.oxfordowl.co.uk/for-home/find-a-book/library-page>

Check this out
→

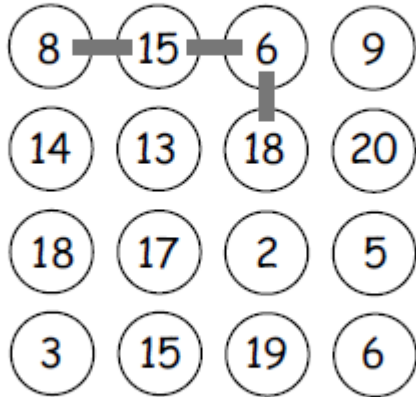
Maths Activity

Join any four numbers.

Find their total.

Joins can go up, down or sideways, but not diagonally.


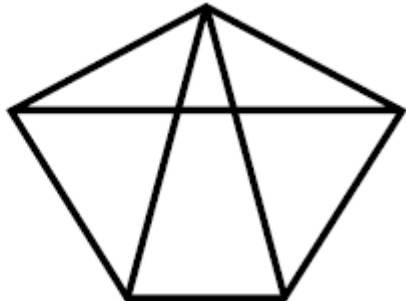
The score shown is $8 + 15 + 6 + 18 = 47$.



Find the highest possible score.

Find the lowest possible score.

How many triangles can you count?



Anna lays down 10p coins. Half of her coins are tails up and half are heads up.



She then turns over 2 more coins. Now 1 third of the coins are facing tails up.

How many coins does Anna have?

Last week in our reading it said that children would be paid around £10.00 a year, which would be the same as £500 today.

This week it says servants would be paid around £50 a year. How much would this be today?

What is the difference between the two amounts of money in today's value?

If children got paid £10 for every £50 a servant got paid, try to write this proportion as a fraction, decimal and percentage.

Eg. In the Victorian era, a child would get paid (fraction) of a servant's salary. This is the same as (decimal) and (percentage).

Writing Activity 5



This week we will continue to write about Alice and Wonderland, but this time focus on some of the other wonderful characters in the story.

We will focus on the character, The Mad Hatter! I have added some links to the slide to show you what The Mad Hatter is all about. He is a wacky and wonderful character, who dresses in a crazy way and of course has a extraordinary hat on nearly all of the time. Also you may have guessed from his name, he is quite mad. Often talking to himself and saying strange things.

For the character description be sure to describe his:

- Hat <https://www.youtube.com/watch?v=-1mAb2wXsRM>
- Face <https://www.youtube.com/watch?v=rPK67tnsfZc>
- Clothes
- Shoes
- Action (perhaps him talking to himself or having a sip of tea. Maybe him walking around in a strange way. You choose!)

You can see that from my list you can describe the top of The Mad Hatter then described him going down. You can follow this pattern too, or challenge yourself by mixing up the order.

What to include in your writing:

- Varied openers
- Powerful adjectives
 - Verbs
 - Adverbs





Hello,
I miss you all!

Art Activity

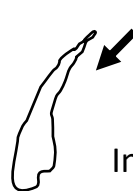
Alice in Wonderland



Continue to work on your pictures, making improvements and adding details.

Remember what you learned last week about 'hatching' and 'cross hatching' and try to use this to add details of the shading to your picture. Look at the outline of the shaded shape. For example, on this pleat of Alice's dress the shading forms a long

curved, slightly triangular shape.

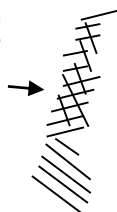


(similar to this).... So you could draw the outline very lightly of the shape you can see and then add shading.

Instead of just colouring it in... have a go at using cross hatching.



Or be brave and just add the hatching lines straight on, looking carefully at the shading you are copying!



Notice where you need to use single lines and when it is cross hatching!

Continue building up the shading on your character and in the back ground. Focus on just one small area of the picture at a time and draw what you see.



This can take a long time and doesn't have to be done in one go. Remember that sometimes drawing takes several drafts and lots of amendments. (Think back to Austin's butterfly.) It is important to try different techniques and work through the process.

It doesn't have to be perfect. Enjoy trying and I hope to be able to see some of your work so please keep it all safe to show me if you would like to!

Topic Activity



Read through the text from the reading activity again. Make some notes on family life. Then complete some of your own research on Victorian family life.

Now consider your own life and the life of the average family today. Create a table like to one below to compare the family life of a Victorian family to the life of a modern family. Use the headings provided and add some of your own. Include as much information as possible.

	Victorian Family	Modern Family
Family size		
Jobs		
Household Staff		
Hobbies		
Clothing		

When you're done, finish comparing the two by writing a paragraph to convince me that either life in Victorian times was better/ easier or that modern life is better/ easier.

Do you think your opinion would change depending on the Victorian person you are comparing to?

Would it be different if you were comparing the life of a servant rather than the life of a middle class family?

Science Activity



Our Summer topic is all about materials and their properties and last week we looked at different solids dissolving or not dissolving in water. When a solid object (solute) is mixed with a liquid (solvent) they become a mixture (solution). This can be very frustrating because sometimes we want to separate the solution back into the two the two original parts. This process is called filtration and this is what our experiment will be all about!

What you will need:

- A mug
- A clear glass
- Some sort of paper (newspaper or printer paper will work fine)
- A tea bag or a spoonful of dirt.

Your task:

You paper will filter out the water and leave the tea behind. Make comment on:

- What you think will happen? – comment on it
- Will any tea slip through?
- Will the water change colour?



Step 1: rip the tea bag open and at it to the mug



Step 2: add your water to the tea



Step 3: Add paper to it. Make sure the paper isn't touch the bottom






Step 4: Now pour your tea, water solution over the paper.



Step 5: you may want to spoon out any extra tea at the bottom of the cup



Step 6: Now wait and watch. What do you notice?



As Alice falls down the rabbit hole, she passes lots of strange, random and mysterious objects. This week, see if you can draw the inside of the rabbit hole with as many strange objects as you can think of. Try to be as creative as possible.

- Start by drawing a dot somewhere on your page.
- Then draw lines curving out from the dot.
- Draw circles around the dot, getting bigger and bigger.
- Draw your random objects around the dot, all over your rabbit hole.
- Colour in the objects.
- Then use black to colour in every alternate tile around your rabbit hole.

Creative Activity



Year 5: Quel temps fait-il?

French Activity



Bonjour!

What will the weather be like this week? Copy out the grid below, write in the days of the week and draw/write the weather each day. If you'd like an extra challenge, research the weather in a French-speaking country and fill out a second grid to compare.

lundi onze mai	mardi	mercredi	jeudi	vendredi	samedi	dimanche

BBC video: <https://www.bbc.co.uk/bitesize/topics/zyr76sg/resources/1>

Paris weather webcam: <http://www.meteo-paris.com/ile-de-france/webcams.html>

Song: https://www.youtube.com/watch?v=B_kvXWBLUvI

Quizlet vocab game: <https://quizlet.com/64864327/quel-temps-fait-il-flash-cards/>

Il fait chaud



Il fait froid



Il y a du soleil



Il y a du vent



Il y a des nuages



Il pleut




Music Activity



Female Classical Composers

Use the following link (https://www.classicsforkids.com/composers/women_composers.php) to find a list of famous female classical composers. There have been a number of incredibly talented female classical composers throughout history who have composed a wide range of wonderful music. Below I have given you a link for three of these composers' music. I would like you to listen to each of them and then choose one of the composers to write a 'Fact File' about.

- Amy Beach 'Dreaming Op15, No.3' - <https://www.youtube.com/watch?v=6DbvoXvRf4k>
- Cécile Chaminade 'Flute Concertino Op. 107' - <https://www.youtube.com/watch?v=jI-HcnEZjBs>
- Rebecca Clarke 'Sonata For Viola and Piano' - <https://www.youtube.com/watch?v=JaQAxHjTbac>
- Louise Farrenc 'Etude in F Sharp Minor, op. 26 no. 10' - <https://www.youtube.com/watch?v=x4I9M398z-g>



What to include in your fact file:

- Key information (Date of birth, where they were born, date of death etc.)
- Fun facts (a list of facts you have found in your research on the internet - write this in your own words)
- A description of the piece of music that you listened to using the musical elements (Tempo, dynamics, pitch, rhythm, texture, structure, timbre/instruments or sounds you can hear). Maybe just pick three or four to focus on then write a full sentence describing each one you have chosen.
- Any pictures or paintings you can find of the composer.

Physical Activity



Obstacle Course

- This game can be played indoors or outdoors.
- Create an obstacle course.
- Place 15 objects around the designated space (pillows, boxes).
- How many objects can you jump over in 60 seconds?
- One point for each obstacle you jump over.

Key words

- Agility
- Balance
- Coordination



Challenge

- Make the obstacle course more challenging by crawling under things (tunnel under bed a duvet)
- Challenge a sibling or parent/carer to see who can get the best time?

Football Challenge

- Create a circle.
- Play your favourite song.
- When your favourite song starts dribble the ball around the circle.
- When the chorus starts complete the below challenges.

Challenges

- 1) Dribble the ball forwards, stop the ball then move forwards again.
- 2) Dribble the ball as fast as you can, then stop and change direction.

Hi guys, I hope my slides are helping you stay active! Hopefully see you all soon!
Mr McLaughlin



Year 5, just avo go 😊

Nurture recently went on a trip to the Hogsmill Community Garden where we planted avocado seeds. It took 3 months on average for the seeds to germinate, but can you see in the photo how tall the avocado plant has grown in just a few weeks?!

Grow your own avocado plant...go on, avo go! You don't need to have a garden, just an avocado stone, some toothpicks and an old jar or cup.

Instructions:-

Peel the brown skin from the stone. Place 3 toothpicks around the top of the avocado- the bottom of the stone will have a small circle, where the roots will start to grow. Some avocado stones are more pointed at the top. Balance it in the top of the jar/cup (the toothpicks will hold it in place) and fill with enough water to cover the bottom third of the avocado stone. Place on a sunny windowsill and...wait! You have to be very patient with an avocado! Change the water once a week to keep it clean. If you are lucky, over a number of weeks the stone will gradually split in half and the roots will start to appear in the water, as the plant stem starts to grow from the top. Now your avocado plant will grow more quickly. You can keep the plant just in the container of water for up to a year! Once your plant is fully grown (and planted in soil) it can take ten years to grow an avocado....



Wellbeing Activity



Dear King Athelstan family,

If you are bored, frustrated or feeling sad, there is always hope, it's not all bad. We're all in lockdown, families together, but always remember - it won't be forever. The Nurture team miss you, so very much, always caring for you and staying in touch.

Best wishes

Mrs Whooley, Mrs O'Connor & Mrs Ramkissoon

XXX



King
Athelstan