

Welcome

Dear Dali and Warhol,

A lot has happened since I wrote my last slide. We now have quite a few children back at school, working in small bubbles. Each bubble arrives and leaves at a different time so I spend a lot of time on the school gate. We are hoping to have you all back, if the government say it is safe to do so, in September. We miss you so much and can't wait to see you all.

After this message is a slide from your new class teachers. I know you will all enjoy hearing about your classes for 2020-21. It's always a mixture of feeling excited and nervous. Don't worry - we will all look after you, just like normal. It may seem a little strange at first but you will soon get used to it.

I have been very busy writing a comment on each of your reports. It takes a long time as there are 461 to do! I really enjoy reading your teachers' comments about you and all the hard work you have been doing. It makes me feel very proud of you all.

I have continued to get on with DIY when I have spare time. I am now decorating the porch. I am changing the walls from white to light grey and the floor from dark red to dark grey. I have also made cards for my friends' birthdays.

I celebrated Father's Day with my family. It was the first time I had seen them since the start of the lockdown. We all stayed 2m apart and had a picnic in my mum and dad's garden. Luckily it was a nice warm day. It was so lovely to see everyone. I hope we will be able to meet up again soon. In the photo I am sitting on the wall on my mum and dad's pond.

I have just completed week 8 of "Couch to 5K" - the app that helps you become able to run/jog 5km without stopping. This week I ran for 28 minutes every other day. I have got just one week left until I finish the programme. Then I need to keep up the running every other day and try to continue to improve my fitness. Remember to ask me how I am doing! Have you been doing lots of exercise during the lockdown period?

Take care of yourselves and your families. I hope to see you all soon. Miss Newton xx



Welcome

Dear **New** Riley Class,

I was so excited to hear that you will be the new Riley Class next year and that I will be teaching you!

I am really looking forward to meeting you all in person in our new classroom next term. Before then, we will all meet up in a zoom call and have our first get-together as a class (details will be sent to your adults soon). I will be able to share with you what it is like to be in the

BEST Year 6 class- Riley Class (don't tell Kahlo - but we know it!!).

If you have any questions, write them down on a piece of paper and you can ask them and I will answer them in our call. Though it is sad that we won't be able to meet up in the classroom before next term, I know that all of you have seen me and other year 6s in school and have a good idea of what Year 6 is like - and of course, I taught lots of you in Year 1 😊.

Remember to be kind to your family - Can you do a good deed for an adult in your family - make a cup of tea or help with the washing up? Put a smile on their face - it will give you one too! Remember- most importantly - to **read every day** - 😊 from Mrs Ross xxx



IT ADDS UP!

If you read just 15 minutes a day, in one year you will have read over 1,000,000 words!

A cartoon illustration of a boy with orange hair sitting on a stack of colorful books, reading a book.

READING GIVES US
SOMEPLACE TO GO
WHEN WE HAVE TO STAY
WHERE WE ARE



Dear **New** Kahlo Class,

I am so happy to be your year 6 teacher next year - Mr Morris has said lovely things about you all and it has made me really excited to have you as my new class!

We will be meeting via Zoom at some point soon - tell your adults at home to look out for details on this. If you see me at school, please give me a wave and a smile (from a distance!) and remind me of your name as I need to learn them all. Soon, we will meet in person and I can't wait!

Mrs Ross has written something about her class being the **BEST** year 6 class. We'll let them believe it as it makes them so happy (but don't worry, we know the truth!) Year 6, in my humble opinion, is the best year in the school; we work really hard but we also have loads of fun and achieve so much. I know you'll have plenty of questions - think of a few for when we meet and I'll do my best to answer them. I'd also like to learn one important thing about each of you so have a think about what you feel I should know. It can be about your favourite subject, your pet if you have one, a hobby that you have...something that gives me a little clue as to what makes you....well, you! I've included some pictures to give you clues about some of my favourite things. I hope you are looking after yourselves and people at home, and being extra kind at this strange time; kindness is the very most important thing to me. Looking forward to meeting you soon, sending all my best teach-ery wishes,

From Miss Meggitt xxx

Welcome

Some clues to my favourite things and hobbies...



Wellbeing Activity

Sleep is the best meditation

- Dalai Lama

Goodnight, sweet dreams...

Year 5: SLEEP helps us to regulate our emotions and boost our brain power... so make sure you get enough of it!

Sleep fact:

A child will spend 40 percent of his or her childhood asleep. Sleep is especially important for children as it directly impacts mental and physical development.

Try this tonight:

Prepare your body for sleep

Have a warm bath/shower

Brush your teeth & hair

Have a soothing drink of milk

Get into bed and snuggle down

Say goodnight to your family

Turn down/off your light.

Close your eyes. Now do this



Try this tonight: Prepare your mind for sleep.

Take a deep breath in through your nose and out through your mouth. Repeat this 3 times.

Imagine yourself walking along a winding path. You feel safe and happy with your best friend. Look around you.

See the trees swaying and dancing in the breeze.

Smell the perfume of the summer flowers.


Feel the warm sun on your body

Hear the birds singing with joy

Taste the sweetness of the strawberries growing nearby.

As you walk on, you begin to feel tired, your eyes become heavy and you start to sigh...*

It's time to **sleep...sweet dreams**



Wellbeing Activity

**WORRIED?
NEED TO TALK?**

Call Childline on
0800 1111



childline
It's free, you don't have to tell us your name – and we're here to talk all day and night, whatever your worry.

0800 1111 1111
0800 1111 1111
0800 1111 1111

Dear Children,

At this time, it is so important that you feel safe. It is good to talk about how you are feeling and to share your worries (if you have any.)

If you are worried about something and feel you can not discuss it with your family, teachers, or another adult, please remember that you can phone

Childline : 08001111

It is a free call and you don't have to give your name, if you don't want to.

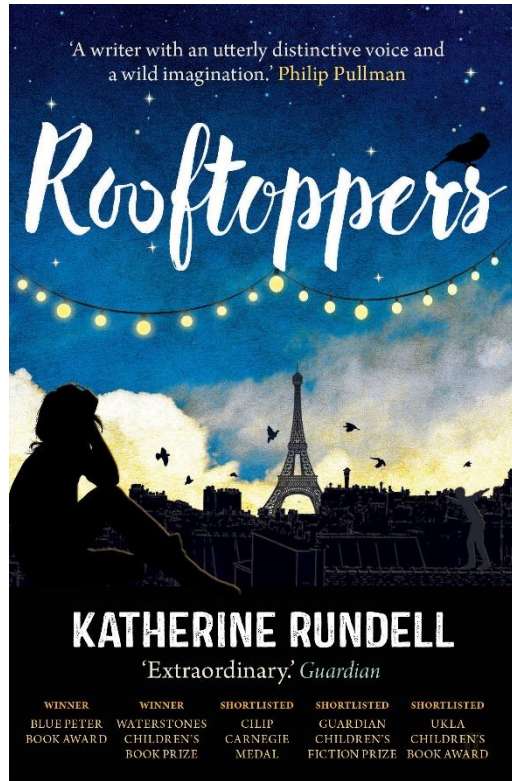
Childline will listen to you and help you.

Stay safe and well.

Reading Activity



This week we are going to be continuing '**Roftoppers**' by Katherine Rundell.



By the time Sophie's twelfth birthday came around, she had almost stopped breaking plates, and the books had been moved from the kitchen back to Charles's study. Charles called her in there to give her his present. It stood on the desk, a square tower wrapped in newspaper.

"What is it?" It looked the size of a bathroom cabinet, but even from someone as unusual as Charles, that seemed an unlikely gift.

"Open it."

Sophie tore off the paper. "Oh!" Her breath got tangled up somewhere on the way out. It was a stack of books, each bound in a different-coloured leather. The leather glowed, despite the grey day outside.

"There are twelve. One for each year."

“They’re beautiful. But . . . Charles, weren’t they terribly expensive?” They looked as though they would be warm to touch. Leather like that wasn’t cheap.

Charles shrugged. “Twelve is the right age to start collecting beautiful things. Each of these,” he said, “was a favourite of mine.”

“Thank you! Thank you.”

“It’s the things you read at the age you are now that stick. Books crowbar the world open for you.”

“They’re perfect.” Sophie turned them over. She sniffed the insides. The paper smelled of brambles and tin kettles.

“I’m glad you think so. Although, if you turn down the corners of the pages like that, I shall have to bludgeon you to death with Robinson Crusoe.”

When she had examined the last one (it was Grimm’s Fairy Tales, and the illustrated plate in the front looked promising), Charles went to the windowsill and came back with a carton of ice cream. It was the size of Sophie’s head.

“Happy birthday, my child.” Sophie dipped in a finger, which was not allowed but could probably be gotten away with on her birthday. The ice cream was rich and sweet. Sophie dug out a chunk with Charles’s ruler and grinned up at him.

“It’s perfect. Thank you. It tastes exactly like birthdays should taste.”

Charles believed food was better eaten in beautiful places: in gardens, or in the middle of lakes, or on boats. “I have a theory,” he said, “that the best place to eat ice cream is in the rain on the outside box of a four-horse carriage.”

Sophie squinted at him. It was sometimes difficult to tell if Charles was joking. “Is it?”

“You don’t believe me?” said Charles.

“No, I don’t.” Sophie struggled to keep a straight face. She could feel a laugh rising. It was like a sneeze; it filled her chest.

“Well, neither do I, to be honest. But it’s possible,” said Charles. “You and I will go out and test it. Never ignore a possible!”

“Fantastic!” Four-horse carriages were, Sophie thought, the best invention in the world. They made you feel like a warrior-queen. “Can we ask to have the horses gallop?”

“We can. Though I suggest that you change into your trousers first. Those skirts are fascinating creations; it’s as though you’ve mugged a librarian,” said Charles.

“Yes! I’ll be quick.” Sophie gathered up her books into her arms. She could only just see over them. “And then?”

“And then we will locate a cab. Very luckily, it happens to be raining.”

Charles, it turned out, was right. The rain lashed against them as they thundered round corners, and made her ice cream run down over her wrist. The rain whipped her hair into wet snakes behind her. It made eating a challenge, but Sophie liked a challenge.

When they returned, streaming with water and stuffed with ice cream, there was a letter on the doormat. One look at the envelope made Sophie certain it was not a birthday card. All the happiness went out of her in a whoosh.

Charles read it with a tight-set face.

“What is it?” Sophie tried to read over his shoulder, but he was too tall. “Who’s it from? What do they want?”

“I’m not quite sure.” His face was transformed. He was unrecognisable as the man he had been only a minute before. “It seems there is to be an inspection.”

“Of what? Of me?”

“Of us. It’s from the National Childcare Agency. They say they have doubts about my ability to care for you, now that you are a young woman. They think I will be unable to teach you how to behave like a lady.”

“What? But that’s crazy!”

“Governments often are.”

“I’m only just twelve! I’m practically still eleven.”


“Nonetheless, they intend to come.”

Audio Books For Free



This week's story time is Mr Morris reading the next chapter of 'Who Let the Gods Out' by Maz Evans.

<https://www.kingathelstan.kingston.sch.uk/covid-19-home-learning/story-time/story-time-videos-2/>



https://stories.audible.com/pdp/B07GXW7KHG?ref=adb_lent_anon_ds_pdp_pc_pg-1-cntr-0-27

This week, I have decided to include a different story, one about a young person from the Sun. Whether you're a Sunling or an Earthling, growing up isn't easy. Shy nine-year-old Gustafer Yellowgold has to grapple with neighbourhood bullies, an over-achieving brother, and parental expectations just like kids on Earth do. He would rather lose himself in comic books and dream the day away than make deliveries for his father's raisin-butChering business after school. Fateful events put Gustafer at his ultimate crossroad when he sees a darker opportunity to control his own destiny on the Sun.



Son of the Circus – A Victorian Story.

Author:
E. L. Norry

Ted is a 12-year-old boy living with his mother and brother in South Yorkshire in 1867. But his whole world is flipped upside down when a man rolls into town, announcing himself as Ted's father and a well-respected circus owner, looking to get his son involved in the family business of horse tricks and acrobatics
<https://bookfairs.scholastic.co.uk/cha-pter-one/e-l-norry>

Reading Activity



The words below are from the text. Create your own dictionary by writing a definition for each one. If you're not sure you'll need to look it up.

- cabinet
- crowbar
- brambles
- bludgeon
- gallop
- lashed
- tight-set
- inspection

- Can you think of a synonym for each word?

List the jokes/ sarcastic comments that Charles makes.

How can you tell he isn't being serious/ doesn't mean it?

1. What does it mean when it says 'the leather glowed'? What does this tell us Sophie thinks of her gift?

2. Find as much evidence as you can that Charles has great respect for books. You can add in evidence from previous chapters too if you think it will help back up your point.

3. How can you tell there aren't many rules in their house? What implies this?

4. Why does Charles suddenly change when he receives the letter? What does he think is going to happen? Why would he worry about this? Think about what has been said before in the previous chapters.

5. Make a prediction about what you think will happen next. Explain fully why you think this will be the case. You may have come up with ideas in question 4 that can help you.

Daily Maths Video Lesson and Activity sheet


Watch these videos and pause them to answer the questions on the activity sheets. There is an answer sheet for you to check your work- don't look until you have had a go!

You can find the worksheet for this week on the school website.

If you have already been following these at home, then continue from where you left off.

Summer Term - Week 5 (w/c 18th May)

Lesson 1 - Add and subtract fractions




Looking for the worksheets? Contact your child's school to check if they have a subscription to our worksheets. Alternatively, [read more here](#) or get some extra practice from [BBC Bitesize](#).

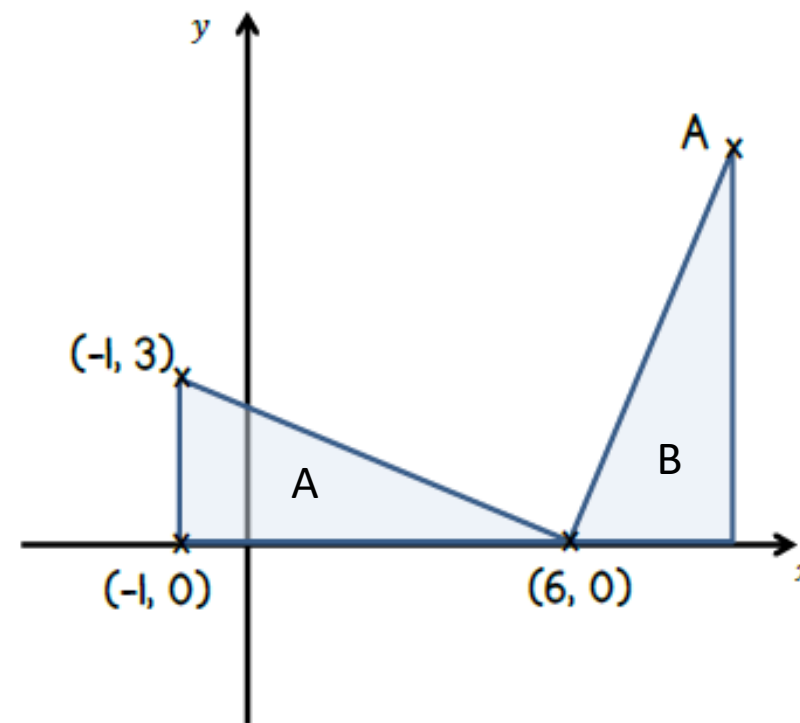
<https://whiterosemaths.com/homelearning/year-5/>

Select : Summer Term - week 5
Worksheets are on the school website!

Maths Activity



1



The diagram shows two identical triangles.

The co-ordinates of three points are shown.

Find the co-ordinates of point A.

Daily Maths Video Lesson and Activity sheet

Watch these videos and pause them to answer the questions on the activity sheets. There is an answer sheet for you to check your work- don't look until you have had a go!

You can find the worksheet for this week on the school website.

If you have already been following these at home, then continue from where you left off.

Summer Term - Week 5 (w/c 18th May)


Lesson 1 - Add and subtract fractions

Looking for the worksheets? Contact your child's school to check if they have a subscription to our worksheets. Alternatively, [read more here](#) or get some extra practice from BBC Bitesize.

<https://whiterosemaths.com/homelearning/year-5/>

Select : Summer Term - week 5
Worksheets are on the school website!

Maths Activity



I

y ↑

The important thing here is that the triangles are identical. We can work out the lengths of the sides of one by using the other.

We know the base of B must be 3 because that side of A is 3 because the y value changes by 3. That means the x value for point A is going to be $6 + 3$ which = 9. A B

We also know that the height of B must be 7 because the x value of that side changes by 7 for triangle A. That means that the y value for B is 7.

Answer: A (9,7)

The diagram shows two identical triangles.

The co-ordinates of three points are shown.

Find the co-ordinates of point A.



- 1 Mrs Jones has £20 to spend on presents.
She buys 4 mugs and 3 teddy bears.
What is the greatest number of key-rings she can buy?



- 1 $\frac{1}{2}$ of **A** = **B**
25% of **B** = **C**
If **A** is 36 find the value of **C**

2 25% of **P** = **Q**

$\frac{1}{5}$ of **Q** = **R**

10% of **R** = 7

Calculate **P** + **R**

Maths Activity



1 Mrs Jones has
She buys 4 mugs
What is the price of
rings she can buy

$$4 \text{ mugs} = 2.45 \times 4 = 9.80$$


$$3 \text{ teddies} = 1.80 \times 3 = 5.40$$

$$\text{Mugs} + \text{Teddies} = 9.80 + 5.40 = 15.20$$

This leaves £4.80 from the £20 to spend on keyrings. As each keyring is 95p, we must see how many full 95p we can get out of £4.80.

We can get 5 lots of 95p and will have 5p spare.

Answer: 5 keyrings



If half of A is B and $A = 36$, then $B = 18$. If 25% of $B = C$ then that means $\frac{1}{4}$ of $B = C$ as 25% is the same as $\frac{1}{4}$.

To find C we must divide B by 4.

$$18 \text{ divided by } 4 = 4.5$$

Answer: $C = 4.5$

For this one I will start with the last fact. If 10% of $R = 7$ then R must equal 10X this amount to $R = 70$.

If $\frac{1}{5}$ of $Q = R$, that means we must multiply R by 5 to find Q. Therefore $Q = 350$.

If 25% of $P = Q$, we must multiply Q by 4 to find P as we know 25% is the same as $\frac{1}{4}$. Therefore $P = 1400$


Answer: $P + R = 1400 + 70 + 1470$

Writing Activity 12



This week our writing task will be a diary entry as if you are Frankenstein. We already know that he does not have a name and is just called the monster. We also know that he looks very different compared to “normal” people and finally that the way he was made (from dead bodies in a laboratory) is very suspicious and quite peculiar. From all of this we can assume that townspeople will treat him differently.

Your task is to write as if you are Frankenstein’s monster. Whilst you are writing, you need to think about: How the townspeople have made you feel, how people have treated you and spoke to you and how this is how you are and that you cannot change yourself. Prior learning – think back to when you learnt about Quasimodo, The Hunchback of Notre Dame. How was he treated because of the way he looked? How did he feel?



Topic Activity



Did you know that before Queen Victoria, it was actually her uncle, not her father, who was the monarch? She only became Queen because her uncle had no children of his own and therefore his niece (Victoria) was the next in line.

If her uncle had of had children of his own, then Victoria would never have been Queen and the line of succession would never have led to Queen Elizabeth II, who rules today.

Additionally, Queen Elizabeth's father was never destined to be monarch either but as his brother abdicated the throne (chose not to be King), he ended up being the monarch, followed by his eldest daughter, Elizabeth.

I find this genuinely fascinating! It seems so strange that these small factors changed the monarchy and without them, Queen Elizabeth II wouldn't be our Queen today. We probably wouldn't even know who she was! Without Victoria being Queen, by 2020 Queen Elizabeth II would be too distantly related to the current monarch for us to recognise her. You could probably even pass her in a shop and not know!

This week, try to create your own family tree, leading from King William IV (Victoria's uncle) to Queen Elizabeth II today, showing how the line of succession led to Queen Elizabeth II.

Ext. Where there are no children of the monarch to take the throne or someone has abdicated, try to find out additional information about these events.

Science Activity



This week we are going to get creative with our Science and try and find the best possible materials for certain jobs. Below you will see a list of tasks. You will have to find the best substitute for that job and give a reason why you chose it. One has been done for you. You can also use the stem sentences to help you with your reasoning.

Reasoning Stem Sentences

- I chose this material because...
- The reason I chose...
- I think Will be a good substitute because
- The properties of..... Are a good substitute because

Task	New item/material	Reasoning
Find the best substitute for an umbrella to keep you dry	Cling film	I have chosen cling film because it is made out of plastic and is waterproof. However I do think that I will need a lot of cling film as it is not very strong I think I will need a lot of layers to make it stronger
A substitute for a hammer to hit a nail hard		
A substitute for a blanket to keep you warm		
A substitute for a wooden spoon to stir your very hot soup and to keep your hand from getting burnt		
A substitute material for a pair shoes		

Animal Mash-up

Creative Activity



Similarly to your creative task last week, we are going to make and draw our own creations. Instead of food however, we are going to think about animals.


I would like you to think about your favourite animals and what they have to make them your favourite. EG: giraffes have really long necks, lions have fluffy manes, pigs have curly tails and hippos have giant powerful jaws.

Once you have all your favourite animals and their features your task is to combine and draw them ALL into once mega animal.

Thinking Point

Be as creative as you want. Think about the animals you want to include carefully. Maybe you want to include some underwater animals – like an octopus or some flying animals like eagles or bats. You may even want to include some extinct animals like sabretooth tigers or dinosaurs

Below you will see how I have set mine out, feel free to set it out like this too or another way, which ever way works better for you.



Art Activity

Painting Pebbles

While out walking this week, see if you can find some pebbles for this art activity. Smooth, medium to large sized pebbles work best. Paint any design you like!

You could create minibeasts...



Or make funny faces...

Even funny shaped pebbles can be used!



Or paint your own design or pattern.



If you have any pva glue at home, you can paint it over your pebble to give it a shiny, protective coating.



If you don't have any paint, you could use felt tips instead. Choose light coloured pebbles.





Physical Activity



Tennis - Backhand

- This week you are going to learn how to strike the ball using the backhand.

Key Points:

- Contact on the non-dominant side of the body.
- Stance is sideways, directed towards the target.
- Swing and follow through in the direction of the target.
- Contact the ball at waist height.

Challenge 1

- Get a partner to feed the ball to you, it should bounce before you hit it back to them.

Challenge 2

- Have a rally with a partner, try and get your partner to hit it to your backhand.



Cricket - Over-arm bowling

- This week you are going to learn how to bowl.

Key Points:-

- Head still, focussing on the target.
- Bowling arm straight.
- Side on action.



Challenge 1

- Practise bowling to a partner.

Challenge 2

- Practise bowling to a target, for example, a wheelie bin or box.

Challenge 3

- As your accuracy improves increase the speed of your bowling.

Challenge 4

- Increase the distance between you and your partner/target. Can you still hit the target?



Hi guys, I hope my slides are helping you stay active! Hopefully see you all soon!
Mr McLaughlin



Music Activity



Features of music

Find out about these key features of music by watching these videos.

Pulse & Rhythm



<https://www.bbc.co.uk/bitesize/topics/zcbkcj6/articles/z2mqw6f>

Duration and Tempo




<https://www.bbc.co.uk/bitesize/topics/zcbkcj6/articles/z3yfng8>

Dynamics



<https://www.bbc.co.uk/bitesize/topics/zcbkcj6/articles/z3rcgdm>



Now choose one of your favourite songs or pieces of music to listen to. Can you describe these features? What are the dynamics? What is the tempo? How do they change throughout the song?