

# Welcome

Dear Dali and Warhol,

It's been a busy few weeks since my last slide. We have been working hard to get the school ready for some children to return.



When I am not at work, I have carried on my list of DIY! I have painted my old rocking chair so that I can put it in the garden. It is now painted pale grey. (It looks white in the photo!) I have been sitting in it to read my book in the evening sunshine. I have also made some chains of hearts with bells on the bottom to send to my friends so that they can hang them in their windows to remember that although we are all apart - we are still connected. Have you made anything for your friends or family during lockdown?

I celebrated VE day with my neighbours - we all stood outside on the path and chatted from a distance. It was great to meet people I had never met before. Some people put bunting up and nearly everyone joined in. One good thing about the lockdown is that I think it has made people more friendly to those people who live around them.



Miss Gulliford inspired me to try to do some exercise - she has completed "Couch to 5K" which is an app that helps you become able to run/jog 5km without stopping. Running is not something I enjoy very much so at first I wasn't too keen! I'm only on week 3 and there are 9 weeks altogether, so I need lots of encouragement. I must try not to give up. When you see me, ask me how I am doing!

I know lots of you will have celebrated Eid recently. I hope you enjoyed the festivities, even though I expect it was a bit unusual as you could not be with lots of friends and family. My neighbours were celebrating and they left me a lovely plate of fruit and biscuits to spread the joy and celebrations with all of the people who live around them. It was so kind of them and I really appreciated the unexpected gift.

Looking forward to seeing you all again as soon as possible. Take care of yourselves. Miss Newton xx



# Welcome

Dear Warhol,

I hope you have all been having a lovely half term, relaxing and enjoying the weather! I've been sitting in my garden a lot and have done a bit of gardening.

I cleared out my pond and found some newts that I didn't know I had! I also bought some new outdoor furniture, which took ages to build and have put in some more seeds and plants too. Earlier in the week, I went for a stroll in Richmond Park. Don't worry, I made sure I stayed 2 metres away from everyone else! The swans visited my garden again and the cygnets have definitely grown since last time!

I hope you are all safe and well. I can't wait to see you all, whenever that may be!

Love from Miss Disher

Xxxx



## Last week's answers:

What has to be broken for you to use it? **An egg.**

I am tall when I'm young and small when I'm old. What am I?

**A candle.**

What is always in front of you but you can't see it?

**Your future.**



# Welcome

Hey Dali,

Half term has been a very busy week for me. First of all it was both my Dad's and my Brother's birthday. Obviously we couldn't do too much, but we had a nice meal together and luckily all of their presents were delivered in time.

As we couldn't go out for the birthdays, we decided to go through some old photos. This is one of me and my brother at my grandad's house. I think I was about 9 years old at the time, so at that age I was probably in Year 5 too!

This week my sweet tooth got the better of me and I baked two types of cookies. One was chocolate orange flavour and the other were white chocolate and raspberry. They both turned out well but the chocolate orange ones were my favourite.

I hope that you and your families are safe and well, hope to see you soon! Mr Morris 😊






# Reading Activity



We are going to continue reading from 'Street Child' by Berlie Doherty.



Read these extracts yourself, then listen to a teacher read them here:

<https://www.youtube.com/watch?v=fqRUqOMaQBc>

Start 2 minutes in....

## Chapter Two

### THE STICK MAN

They must have slept in the end. The next thing Jim heard was a stamping of heavy feet on the stairs and the rapping of a cane on the floor outside their room.

“The Stick Man!” whispered Emily.

Before the children could sit up the door was flung open and in strode the owner of the house, stamping snow off his boots. He swung off his cape, scattering snowflakes round the room, and as he shook it into the hearth the white embers spat.

“I did knock,” Mr Spink barked. “But when lie-abeds don’t answer then lie-abeds must be got up.”

Emily and Lizzie scrambled to their feet at once. Jim would have crawled under the covers, but his sisters hauled him up between them. The children stood in a limp row in front of their mother.

Mr Spink pushed the damp, yellowy strings of his hair behind his ears and peered over their heads at her. His breath came in little wheezing gasps.

“Is she dead?”

“No, sir, she ain’t dead,” said Emily, fright catching at her throat.

“Sick, then?”

“No, sir, she ain’t sick, neither,” Emily said.

Jim looked at her in surprise. It seemed to him that his mother was very sick, and had been for days.

“Then if she ain’t dead nor sick what’s she doing down there? Lying under the covers like a grand lady with nothing to do! Hiding is she? Counting all her money?” Mr Spink pushed the children out of the way and lifted up the rag-pile with his cane.

The children’s mother had her eyes closed, though the lids fluttered slightly. In the daylight Jim could see how pale she was.



He felt for Lizzie's hand.

"Leave her, sir. She's tired out, she's been working that hard," Emily said. "She'll be off out to work again soon."

Jim could tell by the way her voice shook how afraid she was, and how brave she was to talk back to Mr Spink like that.

"Well, if she's been working, she can pay her rent, and we'll all be happy. Up you get, woman!" With the silver tip of his stick he lifted the rags clean away from her.

Lizzie knelt down and helped her mother to sit up.

"Where's your money, Mrs Jarvis?" Mr Spink thrust his cane under his arm and stood with his hands in his pockets, jingling the loose coins there like little bells, as if they made sweet music to his ears. He saw the purse bag on the floor and peered down at it. He leaned down towards Jim, who backed away from his wheezy breath.

"I'm an old man, and I don't bend. Pick up that purse for me, sonny."

Jim bent down and picked it up. He held it out at arm's length for Mr Spink to take, but the man rolled his eyes at him.

"Is it empty, sonny? Empty?" He said, as if he couldn't believe it. He saw the pie cloth in the hearth, with the crumbs of pastry

that the children had left, and the stain of gravy on it. He started back as if the sight of it amazed him and glared round at them all.

"Did you eat pie last night?"

The girls were silent.

"Did you, sonny?"

"Yes," Jim whispered.

"Was it a lovely meat pie, all hot and full of gravy?"

"I don't know." Jim's throat was as tight as if he still had a piece of pastry stuck there, refusing to be swallowed. He looked at Emily, who had her lips set in a firm line, and at Lizzie, who was sitting now with her head bent so her hair dangled across her face, hiding it. He looked at his mother, white and quiet.

"I bought it," he burst out. "It was Ma's last shilling, but I bought the pie."

He heard Emily give out a little sigh beside him.

Mr Spink nodded.

"No money." He nodded again, and for a moment Jim thought he'd done the right thing to tell him that the pie had cost him Ma's last shilling. Mr Spink put out his sweaty hand and took the purse from Jim. He pushed his fingers into it as though it was a glove puppet, and then he dropped it on the floor and jabbed at it with his stick. He took out his silk handkerchief and flapped it

open, wiped his hair and his face with it and then had a good blow.

“Oh dear,” he said. He blew his nose long and hard. Jim stole a glance at Emily, but she wouldn’t look at him. “No money, no rent.” Mr Spink blew his nose again. “No rent, no room, Mrs Jarvis.”

“We’ve nowhere else to go,” said Jim’s mother, so quietly that Mr Spink had to stop blowing his nose and bend towards her to listen.

“Ma,” said Jim. “Couldn’t we go back to the cottage? I liked it better there.”

Mr Spink gave a shout of laughter, and for a moment again Jim thought he’d said the right thing.

“Your cottage! When you came crawling to me twelve months ago you was glad of this place, make no mistake about it. But if you like a cottage better, find yourself a father, and let him pay for one. Can you do that?”

Jim shook his head. He swallowed hard. His throat filled up again.

“We’re quite happy here,” Jim’s mother said. “Give us a little longer, and we’ll pay our rent. The girls can help me.”

Mr Spink flapped his handkerchief again and stuffed it in his pocket.

“I’ve made up my mind, Mrs Jarvis. I’ve a family wants to move in here tonight. There’s eight of them – don’t they deserve a home, now? And what’s more – they can pay me for it!”

He swung his steaming cape back over his shoulders and strode out of the room, and they listened in silence to the sound of his cane, tap-tap-tapping on the floor outside the next room. Jim watched with a cold dread as his sisters moved slowly round the room, gathering up their belongings. They had no furniture, though they had seemed to have plenty when they piled it high on the cart the day they left their cottage. But it had all been sold, piece by piece, and what hadn’t been good enough to sell had been broken up and used as firewood.

“Get your horse, Jim,” Emily said, indicating the wooden horse that Jim’s father had carved for him two Christmases ago. “And Lizzie’s boots. You might as well have them. They’re too small for Lizzie now.”

He picked them up. The boots were too big for him to wear yet, but he folded his arms over them and stuck the wooden horse between them. The children stood by the doorway clutching their bundles, while Mrs Jarvis tied her bonnet and fastened her shawl




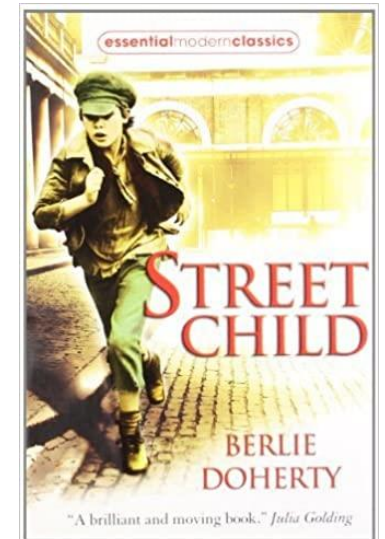

round herself. She moved slowly and quietly, as if all her thoughts were wrapped up deep inside her and she was afraid of breaking them. At last she was ready. She looked round the bare room. The snow had stopped, and sunlight came watery through the window.

“Ma ...” said Emily.

Mrs Jarvis looked down at her daughter. She was pale and strained. “I’m coming,” she said.

“But where can we go?”

“I’ll find us a home,” her mother said. “Don’t worry.”



Which book cover is the most enticing? Why?  
If you designed the cover, what would you change? Why?  
What would it look like?



# Reading Activity



The words below are from the text. Create your own dictionary by writing a definition for each one. If you're not sure you'll need to look it up.

- rapping
- cane
- embers
- jabbed
- bonnet
- shawl

- Can you think of a synonym for each word?

Try and find all the similes within the chapter and consider what they tell you about what they are describing.

Evidence – remember, there is often more than one piece of evidence. How many can you find?

1. Find **evidence** in the chapter that the children are scared of Mr Spink.
2. Find **evidence** in the chapter that Mr Spink is cruel.

3. What time of year do you think it is? Why?


4. Why do you think the money jangling in Mr Spink's pocket is referred to as 'sweet music'?

5. Why do you think Mr Spink keeps calling Jim 'sonny'? What is he trying to do?

6. Why would Mr Spink's coat be steaming?

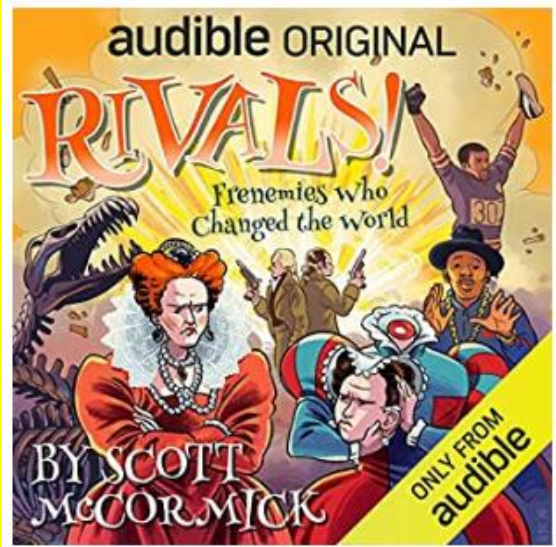
7. Make a prediction about what you think will happen next? Be sure you make an informed guess by thinking about what you know. You **know** they have been chucked out. You **know** they don't have any money. You **know** his mum is not well and unlikely to work. What do you think is in store for them?

# Audio Books For Free



Check out Mr Morris reading the next of Who let the God's out on this link!

<https://www.kingathelstan.kingston.sch.uk/covid-19-home-learning/story-time/story-time-videos-1-6-20/>




This week, I have added a non fiction book: **RIVALS!** Frenemies who changed the world.

Frenemies is a mash of two words – friends and enemies. This book is about celebrities, who were rivals with one another. They may have been friends who then turned into enemies or were friends, who just wanted to beat one another.

It ranges from royalty, to music stars and from sportsmen, to fashion designers. Hope you enjoy!

[https://stories.audible.com/pdp/B07CV165L5?ref=adbl\\_ent\\_anon\\_ds\\_pdp\\_pc\\_pg-1-cntr-0-4](https://stories.audible.com/pdp/B07CV165L5?ref=adbl_ent_anon_ds_pdp_pc_pg-1-cntr-0-4)



Remember to check out Oxford Owl. They have so many different genres and so many variates of books!

**All FREE!!**

[https://www.oxfordowl.co.uk/for-home/find-a-book/library-page?view=image&query=&type=book&age\\_group=Age+9-11&level=&level\\_select=&book\\_type=&series=#](https://www.oxfordowl.co.uk/for-home/find-a-book/library-page?view=image&query=&type=book&age_group=Age+9-11&level=&level_select=&book_type=&series=#)

Check this out  
→



## Daily Maths Video Lesson and Activity sheet

Watch these videos and pause them to answer the questions on the activity sheets. There is an answer sheet for you to check your work- don't look until you have had a go!

There's a lesson each day and we art starting from the first one, right at the bottom of the page.


If you have already been following these at home, then continue from where you left off.

The screenshot shows a video player interface for a lesson titled "Lesson 1 - Rounding decimals". The video content includes a "Flashback 4" section with four questions: 1) Write  $2\frac{18}{1000}$  as a decimal number (2.018), 2) What is the 6 worth in 362? (6 tenths), 3) Work out  $4 - \frac{2}{7}$ , and 4) How many boys are there altogether? Below the questions is a table with columns for "Boys" and "Girls". To the right of the video player are two buttons: "Get the Activity" (Lesson 1 - Y5 Spring Block 3 WOS Rounding decimals 2019) and "Get the Answers" (Y5 Spring Block 3 ANS6 Rounding decimals 2019).

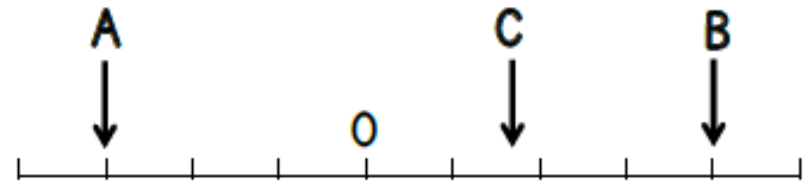
<https://whiterosemaths.com/homelearning/year-5/>

Select : Spring Term Week 2

# Maths Activity



1 Three numbers are marked on a number line.




- The difference between A and B is 28
- The difference between A and C is 19
- D is 10 less than C

What is the value of D?

Can you mark D on the number line?

# Maths Activity



1 Here is a square.

Inside the square is an equilateral triangle.

The perimeter of the triangle is 54cm.

Find the perimeter of the square.



1 Des has two bags of sweets.

Each bag contains only lime and strawberry sweets.

There are 20 sweets in each bag.

- In the first bag there is 1 lime sweet for every 3 strawberry.
- In the second bag there are 2 lime sweets for every 3 strawberry.

How many more lime sweets are there in the second bag?



1 A 5p coin has a thickness of 1.6mm



Jake makes a tower of 5p coins worth 90p.

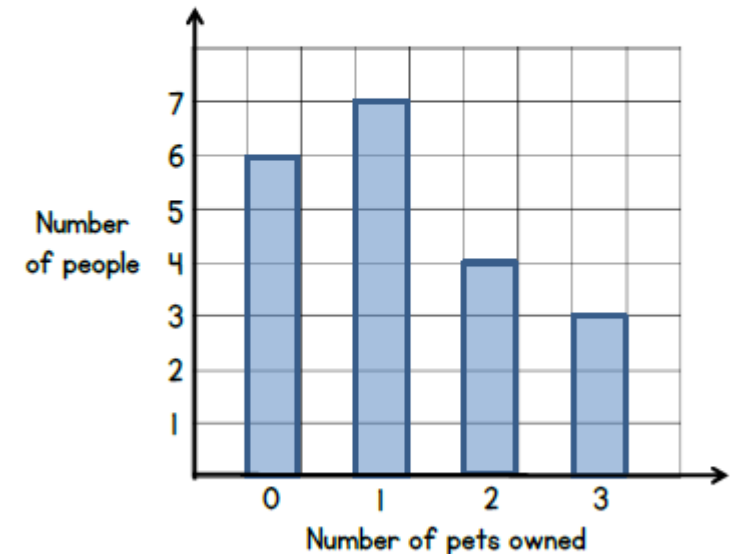
What is the height of the coins in cm?

1 Class 6 are doing a survey.

They ask 20 people this question.

**"How many pets do you own?"**

The results are shown in this bar chart.



How many pets in total do these people own?



## Daily Maths Video Lesson and Activity sheet

Watch these videos and pause them to answer the questions on the activity sheets. There is an answer sheet for you to check your work- don't look until you have had a go!

There's a lesson each day and we are starting from the first one, right at the bottom of the page.


If you have already been following these at home, then continue from where you left off.

The screenshot shows a video player interface. At the top, it says 'Week 2' and 'Lesson 1 - Rounding decimals'. Below this, there is a 'Flashback 4' section with four questions: 1) Write  $2\frac{18}{1000}$  as a decimal number (2.018), 2) What is the 6 worth in 362? (6 tenths), 3) Work out  $4 - \frac{2}{7}$ , and 4) How many boys are there altogether? There is a table with columns 'Boys' and 'Girls' and a 'Total' column. A clock icon is also visible. On the right side, there are buttons for 'Get the Activity' and 'Get the Answers'.

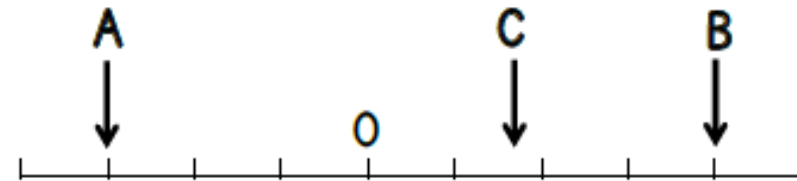
<https://whiterosemaths.com/homelearning/year-5/>

Select : Spring Term Week 2

# Maths Activity



1 Three numbers are marked on a number line.



- Using the first fact, each increment is worth 4.
- That makes A 3 lots of 4 less than 0, so A is -12.
- C is 19 more than A so  $C = -12 + 19 = 7$ .
- D is 10 less than C so  $D = 7 - 10$

Wh


Can

**Answer: D = -3**

B is 28

C is 19

# Maths Activity



It is an equilateral triangle, which means each side is the same length. Therefore, 1 side of the triangle is  $\frac{1}{3}$  of 54. So one side = 18cm. We can see that one side of the square is the same as one side of the triangle and we know that all sides of a square are the same length. Therefore we need 4 lots of 18cm to find the perimeter.

**Answer: Perimeter of square = 72cm**

In the first bag there is 1 lime sweet for every 3 strawberry. This means there are 5 lime sweets in the first bag and 15 strawberry.

In the second bag there are 2 lime sweets for every strawberry. This means there are 8 lime sweets and 12 strawberry.

How many more lime sweets in the second bag  $\rightarrow 8 - 5 = 3$

**Answer: 3 more sweets**

To find out how many coins you must divide the total value by the value of 1 coin.  $\rightarrow 90$  divided by  $5 = 18 \rightarrow$  this means there are 18 coins, each 1.6mm thick. We need 18 lots of 1.6. You can add or multiply.

**Answer: Height = 28.8mm**

6 people have NO pets.  
7 people have 1 pet  
4 people have 2 pets  
3 people have 3 pets

We only need to add the people who have pets. Remember that if 7 people have 1 pet we need to do  $7 \times 1$  to find the total number of pets

Therefore:

$7 \times 1$  pet = 7 pets

$4 \times 2$  pets = 8 pets

$3 \times 3$  pets = 9 pets

The total number of pets =  $7 + 8 + 9 = 24$

**Answer: Total number of pets = 24**



# Writing Activity 7



This week we will continue to writing about the Alice in Wonderland, but in a slightly different way. Your task is to write a dialogue about **YOU** meeting The Mad Hatter, not Alice. As you can guess by his name, he is not exactly... well... “normal”. The Mad Hatter is wonderful and amazing and kind, but often speaks in funny accents and gets off topic mid conversation. Please watch the videos to get an idea of what he is like

<https://www.youtube.com/watch?v=-1mAb2wXsRM> – Alice meets Hatter

<https://www.youtube.com/watch?v=msvOUUgv6m8> – Cartoon tea party

## Hot to set your work out

Set your work out just like you would if you were writing a play script or dialogue. I have started one off to show you. Feel free to use as much of it as you want (just remember to change Mr Morris to your name).

Mr Morris: Oh hello! I’m Morris and who are you?

Mad Hatter: Morris you say? I hat a pet rock that once. I’m Mr Hatter, pleasure to meet you pet rock, sorry Mr Morris.

Mr Morris: Ok? You are not from around here are you?

When you meet him, remember to:

- Introduce yourself
- Ask who he is
- Ask where is he from
- Does he have any friends or family
  
- Then share some things about yourself
- Your friends and family
- Your interests



The idea behind this is to have fun with it. The Mad Hatter will most likely answer with a strange response. There are no right or wrong answers. Also feel free to have The Mad Hatter ask you weird and wonder questions too.

**EXTENSION: For those who want an extra challenge add brackets to your dialogue for stage directions or gestures**

# Topic Activity



There were lots of changes and improvements made to inventions during the Victorian era and even more changes between then and now. Paintings became photos, cameras improved and since then photos have gone from black and white to colour. Horses and carts became steam trains and steam trains have become electric rail. I wonder what these inventions will be like in 100 years?

Look at the examples below of inventions that have changed during and/or after the Victorian era. Consider what changes might be made in the next 100 years and redesign one of the inventions. How will it look? What new features will it have? What will it be made out of? Will it be bigger or smaller? Is it more convenient, faster or luxurious?



Black and white photos



Colour photos



Instant print polaroid photos



Digital photos you can put on your computer



Cameras conveniently on phones

Choose from the following: camera, train, car, bicycle, laptop, phone, television, lawnmower, oven, toaster or choose one of your own!

Draw your new invention in your book and label the different parts. Include the materials and what each part does.

Underneath, explain what new features it has and how it is better than the invention we have today.

I can't wait to see what you come up with!



# Science Activity



This week in Science, we will look at how much light passes through objects.

There are three main types of how light passes through objects:

**Transparent:** All light passes through and none is reflected. For examples – windows

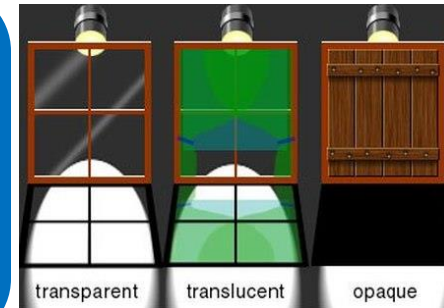
**Translucent:** When some light passes through and the object on the other side is blurry – frosted glass

**Opaque:** Then no light is allowed to pass through and all the light is reflected (you cannot see through it)




## Your task:

Look around your home and try and find different items that are: transparent, translucent and opaque. Try and find a few of each and display them in some sort of table. You can use the table like the one below or create your own. Translucent items are, in my opinion, the trickiest. If you are unsure if an item is translucent feel free to google it and research it.



Name of object	Transparent/ Translucent/ Opaque	What did I notice
Plate	Opaque	No light passed through at all. All light was reflected
Sun glasses	Translucent	Lots of light was allowed to pass through but some is reflected
Drinking glass		



# TREASURE HUNT!

All you need for this week's creative tasks are:

- Small pieces of paper or post it notes
- Something to write with
- Someone to complete your treasure hunt



**Remember to number your clues so you know the order of your hunt!**

# Creative Activity



How to play!

This is for the person creating the treasure hunt only!

1. On one of your small pieces of paper, write down a place in your home. **BE CAREFUL THOUGH, YOU CANNOT JUST WRITE BEDROOM. YOU HAVE TO BE CREATIVE. FOR EXAMPLE YOU CAN WRITE "WHEN YOUR TOOTH FALLS IT YOU WILL PUT IT HERE."**
2. Keep this first piece of paper with you. It is very important to keep it safe. You will need it later (you can even number this piece number 1 to remind you)
3. From the above example the person you are playing with will be led to their pillow. This is where you put another piece of paper with another clue. For example you could do, "this is where the milk lives" (the other player will then be led to the fridge).
4. Now the other player is at the fridge. You need to have another creative clue to another area in your home.
5. Repeat the number of clues and locations in your home as much as you like
6. Have the last place as the treasure. For the treasure you could put anything. Make them a card, another piece of paper saying, "You've won. Here's a hug" or maybe have a chocolate bar there.
7. Now back to the first clue you made. This is what starts the game! You need to give this clue to the other player to get started.



# Wellbeing Activity

**WORRIED?  
NEED TO TALK?**

Call Childline on  
**0800 1111**



**childline**  
It's free, you don't have to tell us your name – and we're here to talk all day and night, whatever your worry.

Dear Children,

At this time, it is so important that you feel safe. It is good to talk about how you are feeling and to share your worries (if you have any.)

If you are worried about something and feel you can not discuss it with your family, teachers, or another adult, please remember that you can phone

**Childline : 08001111**


It is a free call and you don't have to give your name, if you don't want to.

**Childline** will listen to you and help you.

**Stay safe and well.**

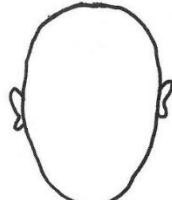
## Year 5: Become a 'feelings' film maker!

# Wellbeing Activity




happy

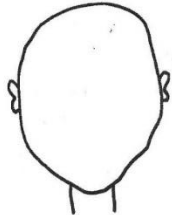
Draw their faces




sad



worried



angry




excited

Worksheet 20



I love watching films with my family and a big bag of popcorn!

I like to chill out at home by watching films about great sporting events.



Draw the expressions on these faces.  
Cut them out and glue them each to a lollipop stick or pencil.  
Use your lollipop puppets to create a script - rehearse acting it out. Use different voices for the different emotions. See if you can create a video on your (or your adults) phone.  
Does your story have a happy or sad ending? Maybe it's a story about your family at home or your friends at school?  
**Be creative...how does that make you feel?**



My favourite film is 'Hotel for Dogs' Woof!






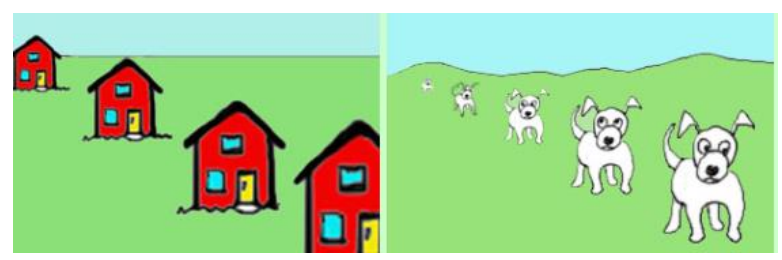
# Art Activity

Perspective is basically how we make things 'look' close up or far away in flat pictures!



When things get further away from us, they look smaller don't they? So you can use that trick when you draw.

Look at the example of the houses and dogs **bellow**.



You can also put in **shadows** to make things look real. See how the shadows make the dogs look as though they are really standing on the ground?

Sketch a picture of a landscape of your choice. Your drawing should indicate that some things are closer and some are further away.

You could do this for trees, flowers, animals in a field, boats in the sea etc.

Draw things in the foreground larger and gradually draw them smaller as they go behind to make them appear farther away.

Perhaps you could include hills, mountains etc in the far distance.





Allons-y!

Le basket



Le tennis



L'équitation



La natation



Le ski



Le football



La danse



La gymnastique



Le golf



Le judo



Le rugby



Le hockey



Le basket



Le tennis



L'équitation



La natation



Le ski



Le football



La danse



La gymnastique



Le golf



Fin!

L'équitation



Le tennis



Le basket



Le hockey



Le rugby



It's a race to the finish!  
Remember to say the sport  
you land on in your best  
French accent.

J'adore  
J'aime  
Je n'aime pas  
Je déteste



If you don't have a dice at  
home, you could write 1-6 on  
pieces of paper, scrunch them  
up in a bowl then take one out  
at random.

Roll a dice to see how many spaces you can move.  
When you land on a space, give your opinion on the sport. Race to the  
finish and see how many different sports you land on!  
J'adore - I love, J'aime - I like, Je n'aime pas - I don't like, Je déteste - I  
hate. E.g. Je n'aime pas le tennis.

# Physical Activity



## Home Penathlon - Sportshall Athletics


- This is a fantastic way for all of the family to get involved.
- Ensure the space is clear and safe.
- There are four activities to complete.

### First Activity - Shuttle Runs

- This can be completed indoors or outdoors.
- Set up a distance of 5m marked out at either end using tape, string, boxes. This will be your running lane.
- You need to run 20 times to complete 100m.
- You will need a stopwatch or phone to time yourself.

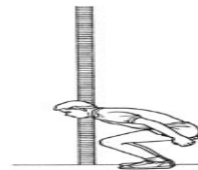
### Standing Long Jump

- You should start from a standing position in line with the start of the tape measure.
- You need to jump as far as possible landing on two feet.
- You must start on two feet and land on two feet.



## Vertical Jump

- You need to stand with your back and heels touching the wall.
- Both arms need to be stretched and legs straight.
- Mark where the top of fingers reach when fully stretched.
- You need to turn side on, move 20cm away from the wall, jump and touch as high as you can.
- Record where you have reached. Calculate the difference between the stretched height and jumped height.



## Speed Bounce

- Create a space measuring 1m x 1m. Measure half of this space and mark it to cut it in half, using paper or string.
- Jump from one side of the space to the other. You must take off and land with two feet.
- Jump as many times as you can in 20 seconds.
- Each successful jump should be recorded.

Hi guys, I hope my slides are helping you stay active! Hopefully see you all soon!  
Mr McLaughlin



# Music Activity



## The Cup Song

This week your challenge is to learn the 'Cup Song' which comes from the film 'Pitch Perfect'. In the film, the character sings a song called 'When I'm Gone' and uses a cup as a percussion instrument. A percussion instrument is something that you can shake, scrape, rattle or hit to make a sound.

The rhythm that she makes using the cup is what you're going to have a go at doing. This might seem difficult at first but it won't be long before you are doing it without thinking!

You'll just need a cup and the tutorial video below to show you how to do this. If you want to see how the character performs it in the film then watch the second video. She makes it look easy and even managed to sing while doing it! You may want to try it along with her when you get good at it. When you have done we will have some videos of you doing this yourself!

<https://www.youtube.com/watch?v=Y5kYLOb6i5I&feature=youtu.be&app=desktop> - Tutorial

<https://www.youtube.com/watch?v=Y5kYLOb6i5I&feature=youtu.be&app=desktop> - Anna Kendrick Video

