

Dear Riley and Kahlo,

Welcome

I miss your happy faces so much and have been thinking about you all a lot. I hope that you are safe and well and can't wait to see you when this is all over! I miss being in my office and seeing all of the amazing work you come and show me (I hope you are all practising your handwriting for your pen licences!) however, I have been checking the website and love seeing all of the fun learning activities you have been up to at home.

One of my jobs at the moment is to organise the home learning section of the website. I hope you have been enjoying the story time videos, the 'We Love Books' video and the weekly Home Learning Slides. Your teachers are being so creative and coming up with some fantastic ideas and activities for you to have a go at! If you haven't seen the videos yet, go and check them out! Here is my story time video from a few weeks ago...

<http://www.kingathelstan.kingston.sch.uk/assets/Uploads/downloads/Mystery-Reader>

Please keep reading everyday - it is so good for your mental health! I have been reading The Lord of the Rings by J.R.R Tolkien. It is all about Hobbits, Elves and a magical journey. It helps me stay positive, because I drift off into another world for a little while and forget about the challenges we are all facing currently.

What are you reading at the moment?



If you can't get any new books to read, there are lots of audio books online and if you enter the title of a book into <https://books.google.com/> you can read the first few chapters of any story to see if you like it.




<https://www.oxfordowl.co.uk/for-home/find-a-book/library-page> is a great place to find eBooks; you just need an adult to sign up for free!

www.oxfordowl.co.uk

As well as reading, I have been playing lots of games. Who knew dominos could be so competitive?! I have also been playing a game called SHOUT! You have to try and guess the words or phrases from the clues in one minute! See if you can have a go at this one... ➡

I will keep checking the website for more lovely photos of your learning so please continue sending them in - they make my day!

Thinking of you and your families,
Love Mrs Ahearn xxx



Pair up the words with the images to make nine, well known sayings. The first one is: **old as the hills!**



<p>hard as</p>  <p>1</p>	<p>cool as a</p>  <p>2</p>	<p>dry as a</p>  <p>3</p>
<p>high as a</p>  <p>4</p>	<p>keen as</p>  <p>5</p>	<p>stiff as a</p>  <p>6</p>
<p>right as</p>  <p>7</p>	<p>old as the</p>  <p>8</p>	<p>thick as two short</p>  <p>9</p>

Pair up the words with the images to make nine well-known sayings

1: Old as the hills
2: Right as rain
3: High as a kite
4: Thick as two short planks
5: Cool as a cucumber
6: Keen as a mustard
7: Dry as a bone
8: Stiff as a board
9: Hard as nails

Answers ➡

Dear Kahlo class,

It has been so lovely to hear your voices this week! If I didn't get through to you on the phone, I'll be sure to try again and hopefully we'll be back at school together as soon as it is safe to be! I loved hearing about what you've been up to – some real creativity out there in these challenging times and you've inspired me to try some new things too. Keeping busy is important – when your parents suggest things that might sound a bit boring compared with what you're used to, just give it a go! Some of you have been surprised at how fun the simpler things in life can be.


I've been continuing to read a lot – I'm reading a book all about the human body which has amazing facts in: for example, did you know that if you were to stretch out all of your strands of DNA, they would reach Pluto? Pluto! How?! Things like that make my brain buzz!

I've been seeing more work on J2e which is great as I can write you little messages which feels a bit more normal as usually we'd talk about these things; messages are the next best thing. I'm glad you're enjoying The Jam Doughnut that Ruined my Life. I am too ☺

Miss you as always and think about you all every day,

From Miss Meggitt xxx

Welcome



As you can see, I've painted another card – this time for my niece who turned 8...can you spot her favourite things?

I spotted this pony on my bike ride the other day and it made me smile! He's been shaved to show support for the NHS...I wonder what he thinks!



Can you guess what this is a microscopic, close-up of?



Do you think it's organic or man-made? Dead or alive? No cheating...! Guess in your head using reasoning skills...

Dear Riley Class,


Welcome

How wonderful to hear your voices this week! I really enjoyed chatting to you and catching up with what you have been up to during this challenging time. I was so impressed with your attitude – you were positive and cheerful and made me smile! I liked hearing about all the different activities you have been up to. As I said to you on the telephone, do send in examples of your work to the school so that you can share it with everyone on the website.

So many of you told me of the books you have been reading – I am reading every day and it is so relaxing to escape into another world for a while. As we do in class, I would like you to share your recommendations. It is always so much more of a hook if you know a friend has enjoyed a book. I am really relishing reading *The Jam Doughnut that Ruined My Life*. It is hard not to laugh as I am reading it out loud to you all. This week the instalment involves a potty of yellow liquid....and a flying jelly fish....

Please keep up your good spirits, keep being kind to your family andyou guessed it....**KEEP READING!**

From Mrs Ross xxx



Answers to last week's jokes and riddles - check out the next slide for new ones this week!

What's bright orange with green on top and sounds like a parrot?

= a carrot!

What's really easy to get into, and hard to get out of?

= trouble!

Grandpa went out for a walk and it started to rain. He didn't bring an umbrella or a hat. His clothes got soaked, but not a hair on his head was wet. How is this possible?

= He was bald!

Why are teddy bears never hungry? Answer: Because they are always stuffed!

When is a car, not a car? Answer: When it is turning into a parking lot!

What do you call a fairy that has not taken a bath? Answer: Stinkerbell!

What starts with a P, ends with an E and has thousands of letters? Answer: A post office!

What is it that has a bottom at the top of them? Answer: Legs!

I am taken from a mine and shut up in a wooden case, from which I am never released, and yet I am used by almost everybody. What am I? Answer: I'm a pencil!

The first man is the master of priceless gems; The second man is the master of love; The third man is the master of shovels; The fourth man is the master of big sticks; Who are they? Answer: The Kings in a deck of cards!

This week's jokes and riddles - remember to try them out on your family!

What instrument can you hear but never see?

Why is the sun so bright?

What kinds of stones are never found in the ocean?

What has 4 legs in the morning, 2 legs in the afternoon, and 3 legs at night?



A dad and his son were riding their bikes and crashed. Two ambulances came and took them to different hospitals. The man's son was in the operating room and the doctor said, "I can't operate on you. You're my son." How is that possible?

The Smith family is a very wealthy family that lives in a big, circular home. One morning, Mr. Smith woke up and saw a strawberry jam stain on his new carpet. He figured out that everyone who was there that morning had a jam sandwich. By reading the following excuses, figure out who spilled the jam. Billy Smith: "I was outside playing basketball." The Maid: "I was dusting the corners of the house." Chef: "I was starting to make lunch for later." Who is lying?

A house has four walls. All of the walls are facing south, and a bear is circling the house. What colour is the bear?

What is as light as a feather, but even the world's strongest man couldn't hold it for more than a minute?

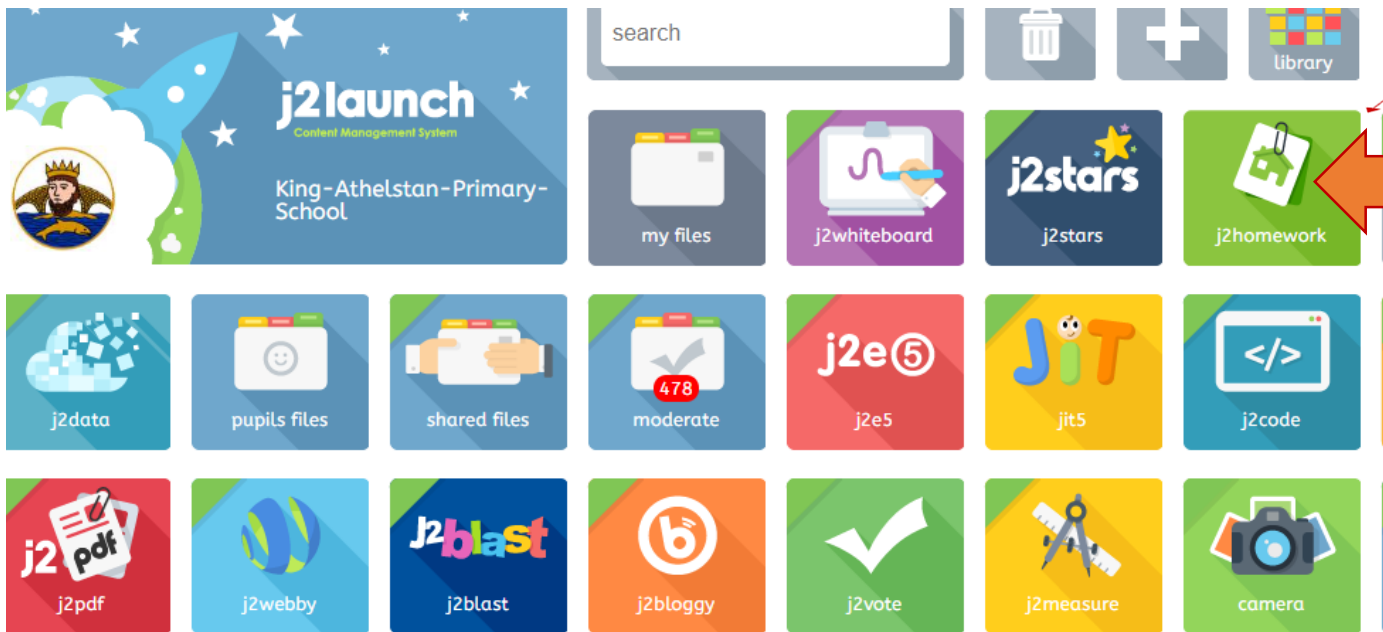
Dear Year 6,

It's been lovely to see some of your work being emailed in to the school or on J2e. We are able to comment on work you save on J2e and would love to be able to communicate this way if you choose to do so! A few of you have put work on but we don't know who you are! Please change your user name to one we can recognise.


Remember, just 10 minutes a day can really help you to practise and remember all the skills you have worked so hard on this year 😊

Miss Meggitt and Mrs Ross 😊

Go to J2e launch page and click on homework



Go to spell blast and scroll across to year5/6 spellings and also click on ASTs blast KS2 to have a go at arithmetic skills:



Our weekly reading comprehension questions might inspire you to look up the books they're based on - perhaps you can find some of them online?


Reading Activity



'The Bubble Boy' by Stewart Foster

Amir is mad. He's crazy. But the hospital wouldn't let a crazy person in. They must have interviewed him and checked his qualifications. But maybe he didn't even meet them? Maybe he hasn't even come from India. He might have arrived on an alien spaceship and snuck in here in the middle of the night.

Eleven-year-old Joe can't remember a life outside of his hospital room, with its beeping machines and view of London's rooftops. His condition means he's not allowed outside, not even for a moment, and his few visitors risk bringing life-threatening germs inside his 'bubble'. But then someone new enters his world and changes it for ever.



- 1.) Look at the front cover: make a prediction about the story by using the title and the images on the front of the book.
- 2.) Read the blurb. What does Joe's condition mean he can't do?
- 3.) Why do you think this book is titled, 'The Bubble Boy'?
- 4.) How do you think Amir relates to this story?
- 5.) If you saw this book in a library or bookshop, and read the blurb, would you want to borrow or buy it to read? Why/ Why not?

Chapter one: 11 years, 2 months and 21 days

"I've got a tattoo. Guess what it is?"

"A giraffe?"

"On my ankle?"

"Okay, an elephant."

Beth touches me on my arm.

"Come on Joe," she says, "you're not even trying."

"Sorry. Show me it?"

She smiles then pulls up the right leg of her overalls that all visitors have to wear, even family.

"Last guess?"

"Spider-man?"

No." She laughs. "You can get that one when you're older."

We look at each other and say nothing. She used to say she was sorry. I used to tell her it was OK then look away, pretending nothing's happened.

She pulls down her sock and I look at the tattoo, which is grey and red with a bit of blue in the middle.

"Looks like a smudge."

"It's a turtle dove!...And it itches." She scratches the turtle dove so hard that I think it might come off. I shake my head at my sister. Beth covers her tattoo and gets up, and we stand side by side with the monitor beeping every thirty seconds beside us. We look out at the big grey building opposite with the sun shining on its windows and all the people inside sitting at their desks, staring at their computers. I see them come in and I see them leave, and during the nights and over the weekends I see the empty seats and the lights on dim until Monday morning when all the people come back again.

Answer these questions on the extract from Chapter One:

1.) Why do you think visitors have to wear overalls?

2.) Why do they 'look at each other and say nothing'?

3.) Find the evidence that the narrator of the story doesn't leave the room.

Grammar focus:

1.) List four different pieces of punctuation that are used in this extract.

2.) Find and copy an adverbial phrase.

3.) Why does the word "nothing's" have an apostrophe?

Audio Books For Free



Year 6: Listen to David Walliams reading some of 'Gangsta Granny.' How does he bring the story to life? Can you read a favourite story to a member of your family using the same techniques? Try to make them laugh...or cry...or wince...or gasp...!

<https://www.youtube.com/watch?v=Zm1P0l8OpHQ>



Remember to keep using the links below to explore news texts and enjoy listening to books being read aloud

<https://stories.audible.com/start-listen>


<https://www.worldofdavidwalliams.com/elevenses/>

<https://www.allyoucanbooks.com/>

(You may need to open in Google Chrome.)




Make a note of all the reading you have done and/or listened to during Lockdown (including short articles, extracts from books, poems, etc). Have you surprised yourself? What has been your favourite? What would you recommend? What have you learnt? You might want to write a review, or some short reviews, in your workbook to share when we are back at school.



This week, Mrs Ross will continue our book to see what happens to Roman next. We can't wait! Click the link below to hear it!

<http://www.kingathelstan.kingston.sch.uk/assets/uploads/downloads/Year-6-Story-time-3.mp4>



Daily Maths Video Lesson and Activity sheet

Try one every day!

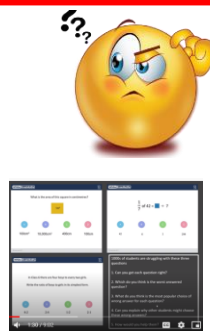
Watch these videos and pause them to answer the questions on the activity sheets. There is an answer sheet for you to check your work- don't look until you have had a go!
There are 4 lessons on fractions and a challenge day. Try one every day.

<https://whiterosemaths.com/homelearning/year-6/>

Select : Summer Term Week 3 (w/c 4th May)


Summer Term - Week 3 (w/c 4th May)

Beat the Nation SATs revision - Watch this video and look at the answers that 1000's of children gave to SATS questions - where did they go wrong and how would you help them?!



<https://www.youtube.com/watch?v=G5qr0sgqNes>

Maths Activity



Long Division Practice

Look at the examples and answer the questions on the following slide. If you are anxious, try questions 1-3. If you're feeling confident, try questions 1-5. If you're raring to go, try the challenge questions 6 and 7 too!

Tip : watch this video

<https://www.youtube.com/watch?v=eIUolfupua>

$$\begin{array}{r} 30 \\ \times 4 \\ \hline 120 \end{array}$$
$$\begin{array}{r} 2 \\ 32 \overline{) 768} \\ \underline{-64} \\ 128 \end{array}$$
$$\begin{array}{r} 32 \\ \times 4 \\ \hline 128 \end{array}$$

Explain your answer.

Three angles of a triangle will equal two right-angles

- Always
- Sometimes
- Never



Long Division Maths Activity

1 a.

1	6)	7	0	4		

1 b.

4	3)	9	0	3		

3.

)					
2	9)	9	4	0		

Complete the following division sums and express the remainder as a **whole** number

4. a. $8924 \div 23 =$

b. $9558 \div 54 =$

5. a. $1976 \div 83 =$

b. $2226 \div 47 =$

)		3	6		
1	7)	6	1	2		
				-	5	1	0
					1	0	2
					-	1	0
							0

Examples:

$612 \div 17$

Multiples of 17:

17, 34, **51**, 68, 85,

102, 119, 136, 153,

$(17 \times 30 = 510)$

$(17 \times 6 = 102)$

A coach can fit 53 people in it. How many coaches are needed for a school trip for 400 people?

)		7	r 29		
5	3)	4	0	0		
				-	3	7	1
						2	9

Multiples of 53:

53, 106, 159, 212,

265, 318, 371, 424,

477, 530

$(53 \times 7 = 371)$

Since we can't leave out the remaining 29 people, we would need **8** coaches.

Challenge

6. Marker pens cost 69p each. Shola has £5 to spend on buying as many as she can.

How many can she buy? How much change does she receive?

7. One rack holds 28 CDs. Alisa has 183 CDs. How many racks does she need to hold all her CDs?



Maths Activity Answers

1a

		4	4	
1	6	7	0	4
		6	4	0
		0	6	4
		6	4	
		4	4	

1b

		2	1	
4	3	9	0	3
		8	6	0
		0	4	3
		4	3	
		2	1	

3b

		1	4	2	r 16
3	2	4	5	6	0
		3	2	↓	↓
		1	3	6	↓
		1	2	8	↓
				8	0
				6	4
				1	6

4a.

		3	8	8	
2	3	8	9	2	4
		6	9	0	6
		2	0	2	2
		1	8	4	1
		1	8		

4b.

		1	7	7	
5	4	9	5	5	8
		5	4	0	5
		4	1	8	4
		3	7	8	3
		4	0		

2a.

		1	7	3	
2	2	3	8	0	6
		2	2	0	↓
		1	6	0	↓
		1	5	4	↓
			6	6	
			6	6	

2b.

		1	4	3	
3	6	5	1	4	8
		3	6	↓	↓
		1	5	4	↓
		1	4	4	↓
			1	0	8
			1	0	8

5a.

		2	3	r 67	
8	3	1	9	7	6
		1	6	6	↓
		3	1	6	
		2	4	9	
			6	7	

5b.

		4	7	r 17	
4	7	2	2	2	6
		1	8	8	↓
		3	4	6	
		3	2	9	
		1	7		

Explain your answer

Always

The internal angles in a triangle add up to 180°. A right angle is 90°. 2x 90° = 180°

Challenge

£5 ÷ 69p

				7
6	9	5	0	0
		4	8	3
			1	7

Shola can buy 7 marker pens

Change is the remainder = 17 pence

183 ÷ 28

				6r15
2	8	1	8	3
		1	6	8
			1	5

183 ÷ 28 = 6 r 15

This means 15 spare CDs, so 7 racks are needed.

Half of a half is the same as.....

A

$$\frac{1}{4}$$

B

$$\frac{1}{2} \times \frac{1}{2}$$

C

$$\frac{1}{2} \div 2$$

D

All of the
above

30% of ? = £75

A

£22.50

B

£225

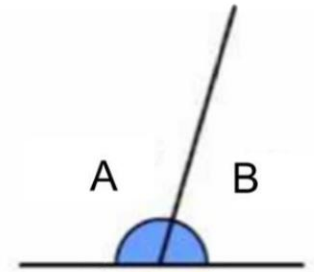
C

£750

D

£250

The diagram shows two angles
on a straight line. Angle A is
40° larger than angle B.
How many degrees is angle A?



A

110°

B

70°

C

140°

D

130°

Questions

1. Can you get each question right?
2. Which do you think is the worst answered question?
3. What do you think is the most popular choice of wrong answer for each question?
4. Can you explain why other students might choose these wrong answers?
5. How would you help them?

Half of a half is the same as.....

**Beat the Nation
SATs revision-
Slide 2**

- A

 $\frac{1}{4}$
- B

 $\frac{1}{2} \times \frac{1}{2}$
- C

 $\frac{1}{2} \div 2$
- D

 All of the above

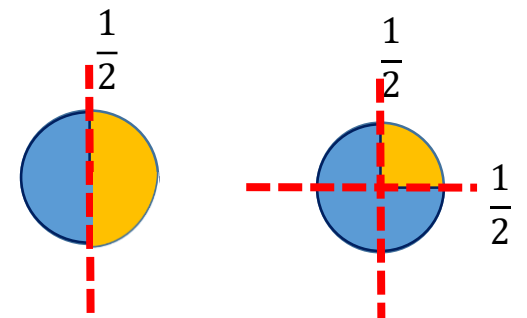
A	B	C	D
24%	12%	14%	50%

D Why is this answer right?

A Using a diagram of a circle: $\frac{1}{2}$ of a $\frac{1}{2} = \frac{1}{4}$

B $\frac{1}{2} \times \frac{1}{2} = \frac{1}{4}$

C $\frac{1}{2} \div 2 = \frac{1}{4}$



All the answers are correct.

30% of ? = £75

- A

 £22.50
- B

 £225
- C

 £750
- D

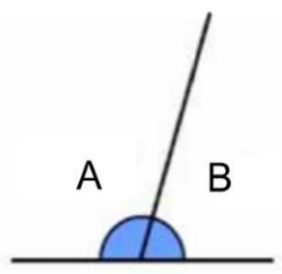
 £250

A	B	C	D
24%	18%	11%	48%

D Why is this answer right?

Thinking in percentages, the question is asking us to find 100% of a mystery amount. It tells us that 30% of the amount is £75. If we find 10%, which is equal to $75 \div 3 = 25$, then we can easily find 100%. $£25 \times 10 = £250$

The diagram shows two angles on a straight line. Angle A is 40° larger than angle B. How many degrees is angle A?



- A
110°
- B
70°
- C
140°
- D
130°

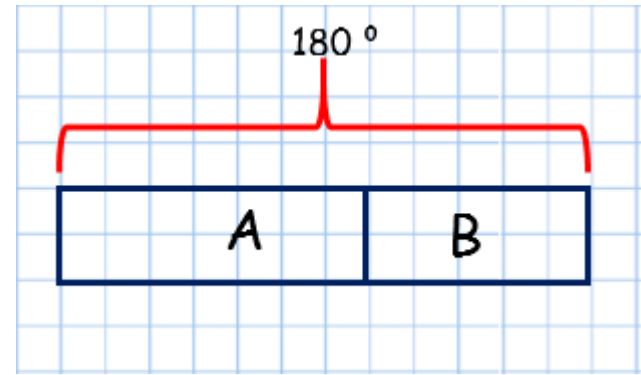
A	B	C	D
46%	15%	22%	17%

D Why is this answer right?

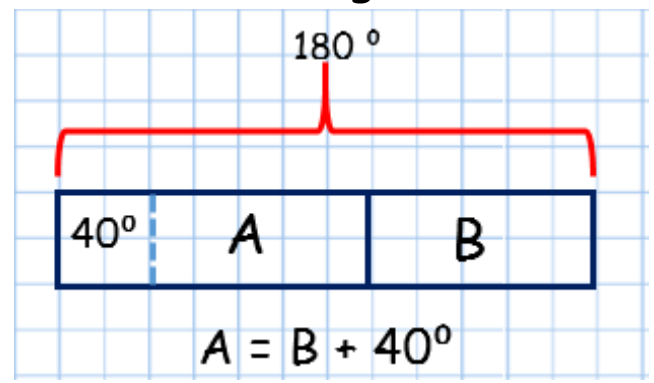
1. This question asks if you know how many degrees are in a straight line (180°).

**Beat the Nation
SATs revision-
Slide 3**

1. $A+B = 180^\circ$
Using a bar model we can represent this as:

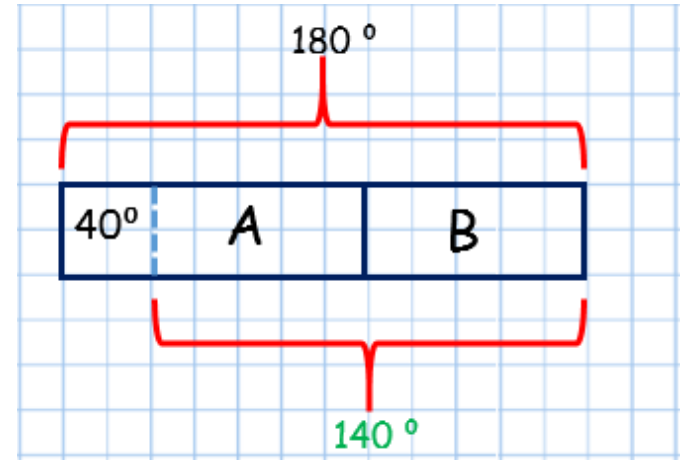


2. Angle A is 40° larger than angle B

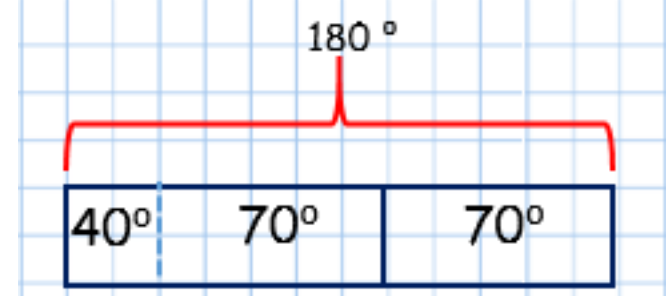


Angle A is equal to angle B + 40°

3. Looking at the bar model :
 $180^\circ - 40^\circ = 140^\circ$



4. $140^\circ \div 2 = 70^\circ$



If $B = 70^\circ$ $A = 70^\circ + 40^\circ$
 $A = 110^\circ$

You could also solve this another way ; using equations, as Mr Barton does on the video.

V.E day writing activities - the inspiration

Writing activity



The week before last, on the 8th May 2020, saw 75 years since the end of World War 2. This was called VE day (Victory in Europe day).

You may have marked it some way with your families at home. Perhaps you can send in some photos to put on the website if you did?

Or maybe you put up bunting in your street with your neighbours?

I wonder what we would have done at school if we had been there...Mr Barson would have come up with something really special, I'm sure - do you remember when we all decorated pebbles with poppies for Remembrance Day?

Sadly, this year, we couldn't commemorate it together. However, we can still be inspired to do some work based on it and if you send your work in, we can share it and display it in classrooms ready for your return!

To be learn more about WW2 and VE day, and to be inspired for the writing tasks on the next page, watch the following video:

<https://www.bbc.co.uk/teach/class-clips-video/history-ks2-ve-day/z7xtmfr>

Have a look at some amazing pictures taken at the time:

<https://www.theguardian.com/world/gallery/2020/may/08/dancing-in-the-streets-ve-day-celebrations-in-1945-in-pictures>

If you can, use this link: <https://www.history.org.uk/primary/news/3840/ve-day-75-free-home-learning-resource>

and then download this ppt for KS2:

VE Day and WW2 resource - 2. Powerpoint
3.43 MB Powerpoint presentation

This will tell you more about the history of the war and why VE day was so momentous - but that it didn't mean war was completely over and that also rationing was still taking place.



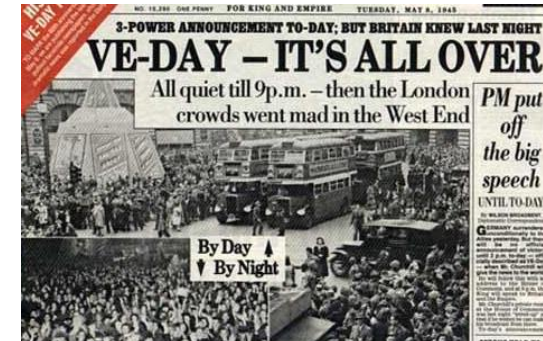
V.E day writing activities - Ideas

Writing activity page 2



This week, we are giving you a choice of activities based around VE day - your topic activity will also be based on this very important event in British history, as it also goes with this term's year 6 theme, 'War of the Worlds.' You may do more than one of the following if you wish!

- Imagine you are a soldier at war and you find out it is over. Write a letter home about this, or a diary entry to explain how you and your comrades feel. Strangely, men often had mixed feelings - going home after so long in a hostile environment was daunting!
- You are a news reporter. You are covering Churchill's announcement about the end of the Second World War. You may also do a follow-up piece about the street parties that took place across the country (use the video link on previous page to help you with facts and language used.) This may also help:
<https://www.youtube.com/watch?v=aJ8cVi2tiH0>
- You are a child/ writing about a child, who will be coming home to London after news of the war ending. Write a description of how you/ they feel. This could be a diary entry (in first person) or an extract from a story/ short story about a wartime child (in third person).
- Write an historical research essay about VE day and what it meant for Britain.
- Write a poem about the announcement and the celebrations that followed - include plenty of feelings to get the mood of the country at this time across to your reader. You may have heard some of this one being read out on Friday: <https://www.iwm.org.uk/history/edmund-blunden-a-victory-poem>



Be a VE Street Party Planner!

It's the 8th May 1945 and Churchill has declared an end to WW2!

Do you want to celebrate the end of the war?

Do you want to celebrate your family members being together again?

Are you going to throw the BEST street party that has ever been experienced?

Show Britain how proud you are and make your street party the talk of the town!



The Task

You are going to plan a party on your street but you need to think about the following things:

- Food is still being rationed but you want treats - what could you make from the ingredients in ration books? (Remember, people on your street might donate their rations).
- You will need to make posters to advertise the party - these should have a clear, bold message and look inviting!
- You will need to decorate the street - bunting is popular, as you can spread it out and add to it.
- You will need to make lists of things needed - tables and seating to have out on the street, etc. So you will need to write letters to neighbours to delegate tasks and ask for favours.
- **THE GAMES!** You will need to provide fun and laughter and bring people together by playing games in the street

<https://www.independent.co.uk/life-style/ve-day-2020-party-ideas-food-games-how-to-plan-decoration-a9499426.html>

The Research bit!

On the next slide, you will find links to help you with the bullet points above. You can also use the links on the writing task slide

The Research bit!

Topic Activity slide 2



Learn about the history of street parties in Britain and look at the images to get an idea of what yours will need: <https://www.streetparty.org.uk/history-of-street-parties/>

Use the links and pictures on this slide and the next to inspire you in throwing the best street party 1945 Britain has seen!

You can make prototypes of the posters and bunting. Decorate your front doors/ front gardens (if you have one) and own homes with them! We'd love to see photos of your ideas!

You can also use maths skills to work out a budget - If you're really up for a challenge, you can convert prices to old money!

For ideas on typical games played in 1945:

- <https://www.vam.ac.uk/moc/collections/must-toys-1940s/>
- <https://www.yours.co.uk/leisure/nostalgia/the-hobbies-and-games-children-loved-in-the-1940s/>
- <https://www.thevintagetoybox.com.au/blog/toysduringworldwar2>

Think about what mini-competitions you could set for people at your party. Maybe you can try some of these at home during lockdown?

For ideas about food available in 1945:

- <http://cookit.e2bn.org/historycookbook/index-20-world-war-2.html>
- <https://the1940sexperiment.com/100-wartime-recipes/>

Maybe you could try cooking some of these for your family!

For ideas about poster design and bunting:

<https://www.youtube.com/watch?v=sLnwMziYIwA>

This person uses tissue paper but you could recycle old wrappers to make yours - and come up with new designs!

<https://www.youtube.com/watch?v=mugmig1riIk>

Have a look too on Pinterest if someone in your family has an account!

For budgeting:

- <https://www.retrowow.co.uk/retro-britain/old-money/old-money.html>
- <https://the1940sexperiment.com/2017/12/31/how-cheaply-could-a-person-live-on-ww2-food-rationing/>

How much do you spend on a weekly shop in comparison?

More inspiration...

Topic Activity slide 3



VE-DAY!

Victory in Europe 8th May 1945

VE-Day 70th anniversary event

guided tours 11.00am & 12 noon

Saturday 9th May 2015

Roman Circus House 10.00am-4.30pm

outdoor concert 2.00-4.30pm - bring a deckchair!

WW2/1940s military vehicles guided tour by Peter Hall of 'Colchester garrison in WW2' cafe - small exhibition

the Pendring Thunderbirds quintet in concert soloists Natasha Bennett and Fiona Morris performing Royal British Legion stall

WW2 veterans are welcome to come and have complimentary tea and biscuits! Admission free.


More details and event timetable at www.ve-day.co.uk

THIS IS VE-DAY

THE DAY PEACE BROKE OUT

THE VE-DAY EXPERIENCE

MIKE BROWN



1940'S VE DAY CELEBRATION

The Comrie Heritage Group present on behalf of the Comrie Development Trust

A street party with family entertainment throughout the village from **noon - 3pm**

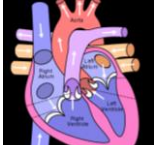
Come enjoy the party - bring a picnic

including

- The Scottish Military Vehicle Group
- The Comrie Fine Band
- The Scottish Fiddle Singers
- A Spitfire Simulator
- and VIP Guest

FREE FOR ALL





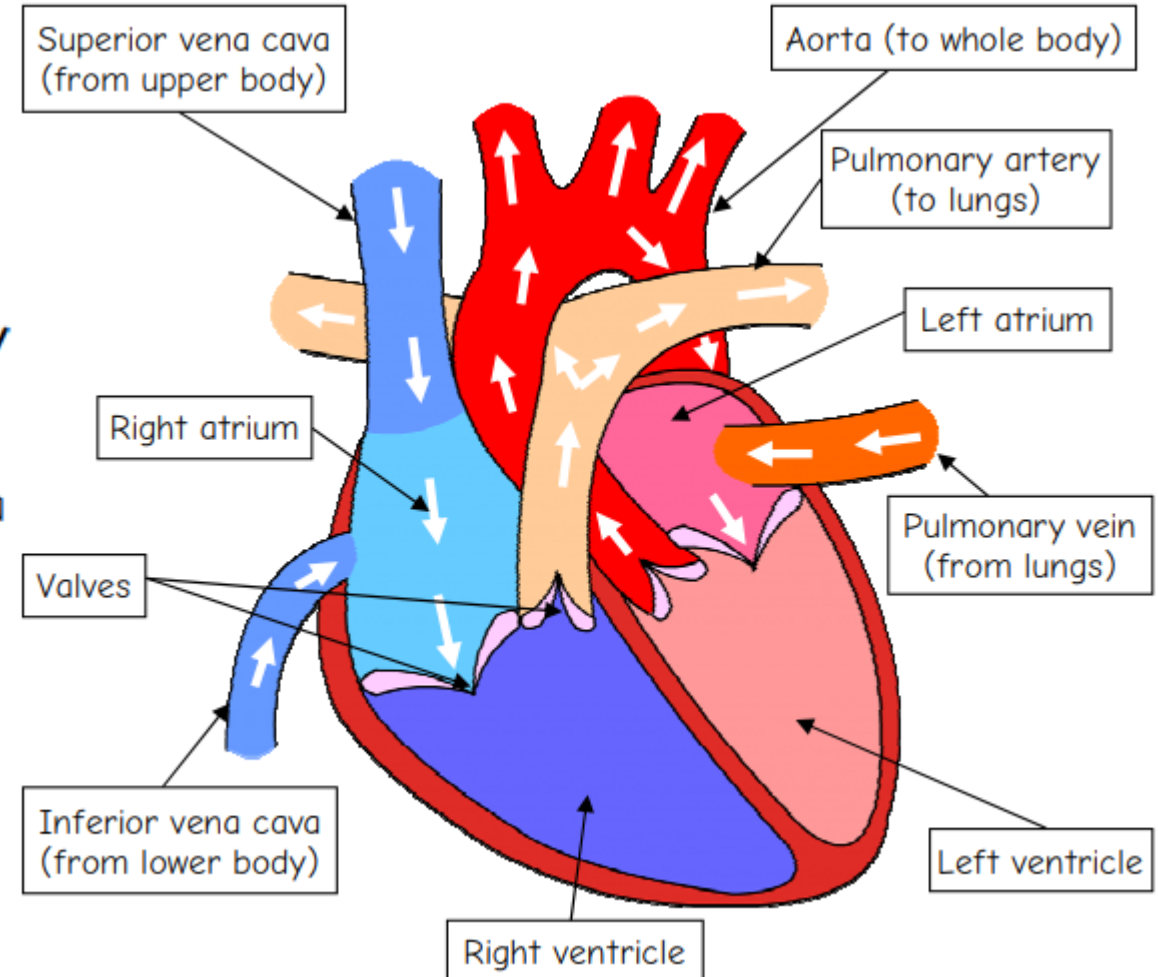
How does the human heart work ?

Science Activity



The Knowledge:

The human heart (not true colours)

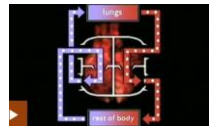


The human **heart** is a **vital organ** - this means that it is essential for survival. It is located in the centre of the chest, protected by the **ribcage**. The main function of the heart is to pump **blood** continuously around the body. All of the **cells** in our body need oxygen in order to stay alive.

The human heart has a **double pump** system, pumping blood to the **lungs** and then around the **body**. Blood from around the body, low in **oxygen**, enters the **right atrium**. The heart pumps the blood through a valve (one-way opening) into the **right ventricle**.

From here, the blood travels to the **lungs** via the **pulmonary artery**. The lungs remove waste products, such as **carbon dioxide**, from the blood, while adding **oxygen**. The oxygenated blood re-enters the **left atrium** of the heart via the **pulmonary vein**.

It then passes through a valve into the **left ventricle**. The oxygen-rich blood then passes out of the heart through the **aorta**, which branches off into smaller **arteries** which reach all different parts of the body.



<https://www.bbc.co.uk/bit/size/clips/z9dg9j6>

Activity :Look at the diagram on the following page. Put these facts in the correct order explaining the function of the human heart and showing the sequence of the double pump. For an added challenge, add your own descriptions and label the diagram.

Science Activity



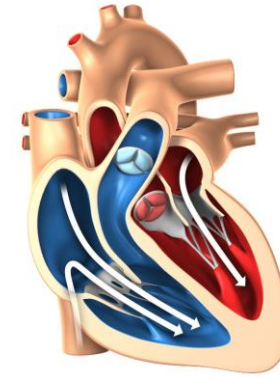
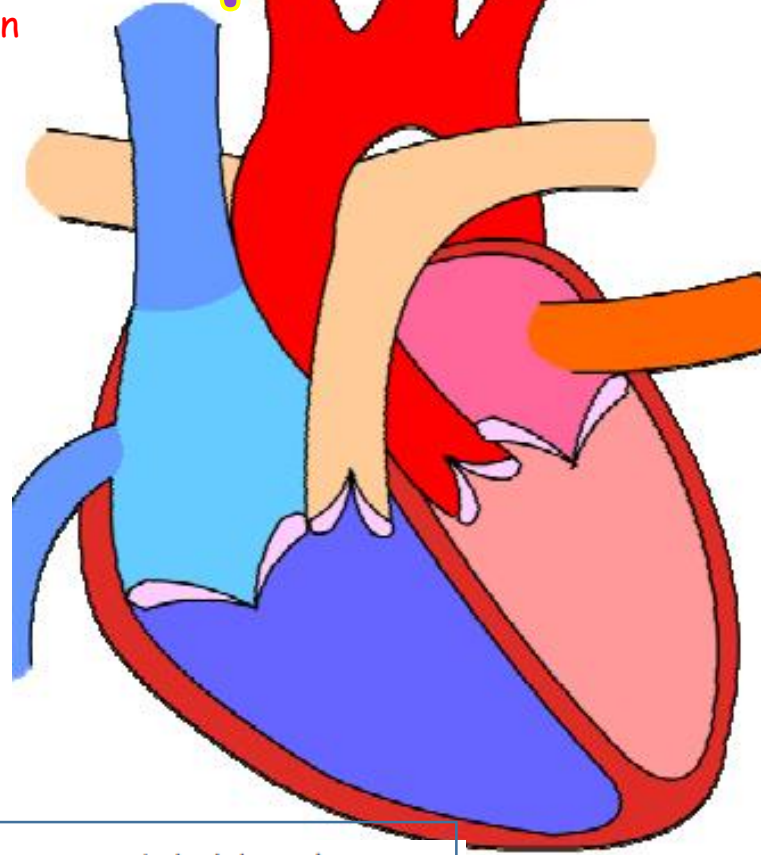
Cells throughout the body take **oxygen** from the blood for survival, and excrete waste products, such as **carbon dioxide**, into it.

The oxygenated blood leaves the left ventricle and enters the **aorta**. The aorta branches into smaller **arteries** throughout the body.

Blood is pumped from the right atrium into the **right ventricle** via a **valve**, preventing the blood from flowing backwards.

The oxygen-rich blood re-enters the heart through the **left atrium** and passes into the left ventricle.

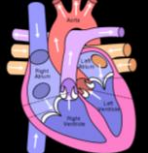
The newly-oxygenated blood travels from the lungs back towards the heart through the **pulmonary vein**.



Blood from around the body, low in oxygen and containing waste products such as carbon dioxide, enters the heart via the **right atrium**.

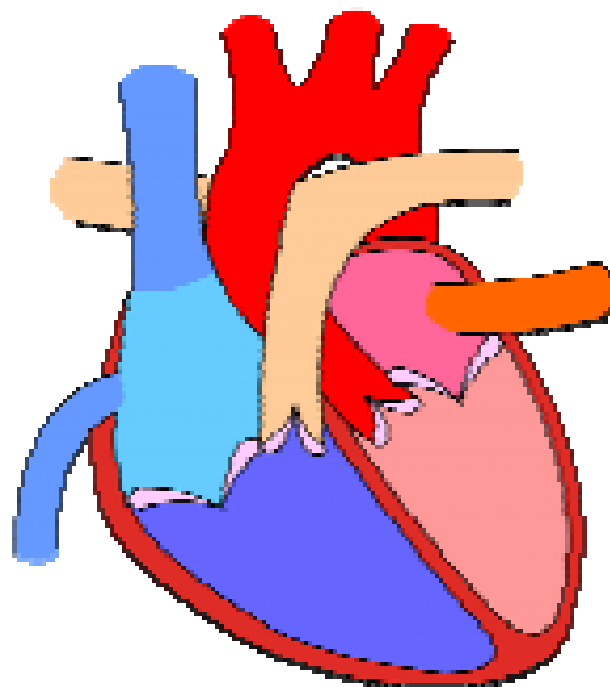
In the lungs, **gas exchange** takes place between the blood and the air in the lungs. **Carbon dioxide** leaves the blood, and **oxygen** enters.

The blood is pumped out of the right ventricle and into the **pulmonary artery**, which carries the deoxygenated blood to the **lungs**.



How does the human heart work ?

Science Activity



Blank lined box for notes.

Blank lined box for notes.

Blank lined box for notes.

Blank lined box for notes.

Blank lined box for notes.

Blank lined box for notes.

Blank lined box for notes.

Blank lined box for notes.

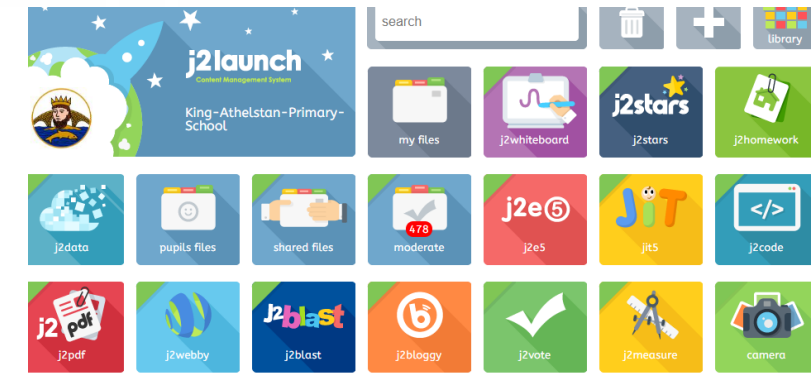
Computing Activity



This week, we would like you to go on Interland and play some games to keep you 'Internet Aware'! For your safety, it is really important that you are careful when online - especially at the moment when we are all 'surfing the web' more than usual! Perhaps you can educate your family about Internet Safety as well and test them on some of the questions that come up?

Go to this link and see how far you get:

https://beinternetawesome.withgoogle.com/en_uk/interland/landing/reality-river



*Remember to also go on J2e code and the computing activities on J2e, if you can, so that we can see some of the lovely work you're producing!



Art Activity



This week I would like you to create some poppy art. You can choose whatever medium you like (that is available to you at home). Remember it is sometimes effective to use more than one medium on the same piece of artwork! Please make sure you have permission from an adult before using anything messy!

You could create a single poppy or a whole field. You could include some perspective (making poppies at the front larger so they appear nearer and poppies in the distance smaller to appear further away)


Here are some examples of different mediums and ideas.



Collage



Printing



Mixed media



Paints



French Activity



Colours scavenger hunt

This week we're going on a scavenger hunt! Print or copy out the table, then find one object to match each colour.

You can put the objects in the squares (like the example), you can draw pictures, or take photos of everything you find to make a digital collage. You choose!

Here are some of our favourite colour songs to help remember the colours.

Challenge: use this online dictionary to label your objects in French <https://www.collinsdictionary.com/dictionary/english-french/>



Rose	Violet	Orange
Blanc	Bleu	Noir
Rouge	Jaune	Vert
Gris	Marron	



Léon le caméléon: <https://safeYouTube.net/w/b5RC>

Arc-en-ciel: <http://safeYouTube.net/w/pzTg>

J'aime les voitures: <https://safeYouTube.net/w/Q4RC>



Physical Activity



Cricket - Batting

- This task should be completed with a partner. All you need is a bat, ball and some items to make a target/gate (socks, paper, jumpers). If you have not got a bat then be creative, you could use a frying pan or hardback book.
- Get a sibling or parent/carer to feed 10 balls to you. They will act as the bowler and fielder.
- You need to try and hit the ball through the target/gate which you have made.
- 4 runs if the ball bounces and then goes through the target/gate.
- 6 runs if the ball goes through the target/gate without bouncing.

Challenge

- Make the target smaller.
- Make up your own rules with your parent/carer sibling.

Remember

- Head still, watching the ball.



Tennis Challenge

- All you need is a racket and a ball. If you have not got a racket then you can use a frying pan or hardback book.
- How many times can you tap a tennis ball on a racket in 60 seconds?
- Try this in a static position.

Challenge

- Turn the racket around so you hit the ball on both sides of it.
- Hit the ball higher and control it.
- Trying moving around whilst hitting the ball.



Hi guys, I hope my slides are helping you stay active! Hopefully see you all soon!
Mr McLaughlin



Titanium

Music Activity



Watch the following video for 'Titanium' by David Guetta ft. Sia:

<https://www.youtube.com/watch?v=JRfuAukYTKg>

Once you have watched the video try one of the following activities:

- Write a newspaper report of the events from the video, interview the teacher, parents and policemen.
- Write a first person recount (from the perspective of the main character or one of the policemen) of the events in the video.
- Design your own superhero and create a character profile for them: what powers, costume, name would he have? Draw a picture to go along with this.
- Write the story of the video in the third person (not using I or we) but "she" and "they").

Here is an example of a child's work to help you: <https://www.literacyshed.com/russellhall.html>



enter
to
win

To celebrate Year of
Muybridge, the Young
People's Collective, in
collaboration with
Kingston Heritage
Service and IYAF,
invites anyone aged 5-
25 to **submit their
own artwork** to the
Muy-Art competition.

<https://mcusercontent.com/4f9693900f570d3a4ca3b6e39/files/6ab2e1f7-2e0e-422f-aebe-48e230d8aa5c/CompetitionSubmissionPack1.pdf>

click here
to get
started

Competition time!



once upon a
robot



2020 writing competition

Ages 7 - 11 years

“Do you have the creativity to
write a great robot story?
We’re looking for exciting short
stories featuring robots for a
chance to win some fantastic
prizes.”

click here

<https://www.ukras.org/school-robot-competition/write>

INTO FILM



“We want children and young people
to **create a short film** and use
nature and their surroundings in an
engaging and creative way, to
capture the calmness and document
something they've noticed or
appreciated while spending more
time in their local area.”



<https://www.intofilm.org/competitions>



Click me

Wellbeing Activity

You are a poet, and you didn't even know it! Feel thoughtful!

Write an acronym poem to capture how you are feeling right now. Think of a relevant word e.g.: family, isolation, togetherness, rainbow... Here's an example to help you:

Lonely without my friends to play,
Only my family to see all day.
Can't stop thinking, when will this be done?
Keep calm, and try to have indoor fun.
Don't stress and make sure you wash your hands,
Open your heart and make positive plans.
When it's all over, we'll cherish each other more,
Notch up the music and let our laughter roar.



Hi Y6, Mrs O'Connor here. I am really enjoying diamond painting to help me relax.
xx

Hello Y6, Mrs Whooley here. I'm growing tomatoes and sunflowers in egg shells and pots!
xx

Hey Y6, Mrs Ramkisson here. I love to read at home. Hope you are enjoying a good book too.
xx



Moving from Primary to Secondary School

This is such an exciting time! Next academic year, you're going to make new friends, learn new subjects and have loads of opportunities to try new clubs and activities! However, it can also be very daunting and **EVERYONE** has some worries about the change. Last year, we (year 6 teachers) wrote down some of the common worries that children in year 6 had when thinking about Secondary school. Here are some of them:

- "I'm going to miss my best friends as they are going to a different school."
- "What if the lessons get much harder?"
- "My new school is so big - what if I get lost?"
- "Will the older children be nice to me?"



Do you share any of these thoughts? What other ones can you add? I bet someone else is thinking of the same thing!

Last year, we had children in year 7 come to chat to year 6 and that really helped because they answered questions and reassured them. We will try to do something similar this year. In the meantime, we've included some links to go on with your parents to start talking about this very Important and exciting time in your lives. Enjoy some of the video clips and maybe have a go at some of the activities to get you organised and ready for September!

- <https://www.bbc.co.uk/teach/teacher-resources-for-students-transitioning-to-secondary-school/zb68y9q>
- <https://youngminds.org.uk/resources/school-resources/?f2=10143#listing>
- <https://www.mentalhealth.org.uk/sites/default/files/moving-on-top-tips-for-pupils.pdf>

