

Dear Klee and Little Klee,

Welcome

I miss you all so much! It's very strange in school without you. When I walk round it's soooo quiet and nearly every classroom is empty! Surprisingly, I have been incredibly busy during the lockdown. Some days I am in school working and other days I am working at home. Right now, I am working at my dining room table where I can spread my work out. I usually have the patio doors open so the room is filled with fresh air. I have had lots of meetings online, which is really weird at first, but you get used to it very quickly. I have had to learn lots of new computing skills! In the evenings and during the Weekends, I have been tackling my VERY long list of DIY jobs! So far I have: painted my garden bench and bird table; done some decorating; cleaned out the pond filter (Yuck! It's full of bugs and sludge!) and done some gardening. I have also been reading a lot. Every Thursday night I join in the clapping for the NHS workers, along with all my neighbours. I have also spent time talking to my family and friends on the phone or on video chats.

My very favourite thing in the lockdown has been to carry on singing with the choir that I am in. We rehearse online every Monday night. Our choir leader, Jim, makes us work really hard and challenges us with very tricky new things. I am in the learning pit A LOT! We have to practise, record ourselves singing our part (I don't like doing that!) and email a recording to Jim. He puts all our voices together on his computer so that it sounds like we are all singing together, not on our own at home! My elderly cat is very confused about why I am at home more but she makes the most of it and goes to sleep on my lap while I am working.

I hope you are enjoying your home learning and spending time with your families. I can't wait to see you all again. Take care of yourselves. Miss Newton xx



Welcome

Dear Klee and Little Klee,

I hope you all had a great couple of weeks and you and your family are all safe and well! I can't wait to hear all of your stories about the fun and creative things you did during this time – I'm sure I'm going to be impressed when I see your work! Don't forget to share some drawings or messages with us if you want to; it would be lovely to hear from you! You can email them to admin@kingathelstan.rbksch.org.

I've still been doing lots of reading and have finished 2 books over the last week. I've been trying out some new smoothie recipes and I think my favourite one is banana and red berries! I'm really enjoying my daily walks around the park – some days it has felt like summer already! With my partner I've also been playing lots of board games – he taught me how to play chess and we had lots of fun playing a game called Pass the pigs as well! I hope you'll enjoy this weeks activities and I am really looking forward to see your happy faces soon! From Nadja xxx



Hi children! I hope you had a nice Easter and that Easter bunny was kind to you. He was to me – I ate lots of chocolate and now I have to exercise every day to keep healthy! Have you tried the Joe Wicks workout? My children and I are doing it every morning and it is a lot of fun! You could send us some pictures. Miss you lots, Barbara



Hello everyone, hope you are all ok and keeping busy drawing, reading stories and playing games. I have been busy in my garden and tidying up cupboards in my house. I have started knitting and I'm making a blanket for our local cat rescue centre. I miss not seeing your smiley faces. Sending a big wave and smile from me, Anna ☺

Reading & Mark Making Activity




Read The Rainbow Fish story:


<https://www.storylineonline.net/books/the-rainbow-fish/>

Can you remember what colours the rainbow fish had on his scales?

What sea animals did he meet on his journey?

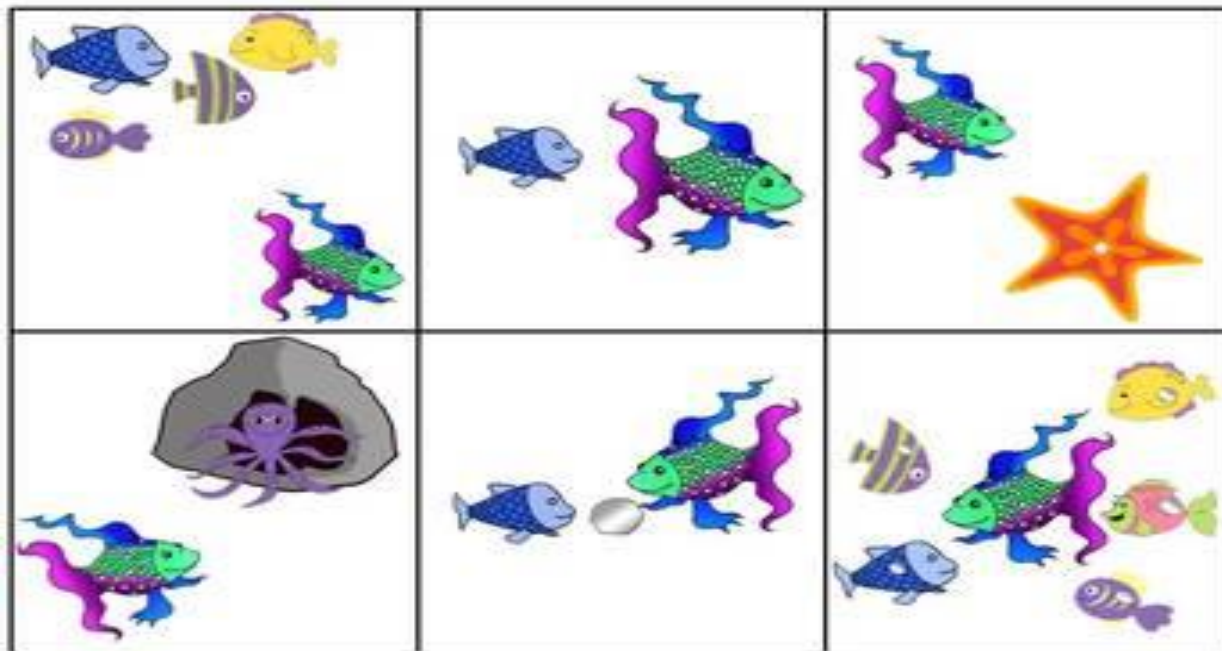
Can you think of one thing you would share with your friends?





Try to draw a rainbow fish, put it on a stick and make a small puppet.

Challenge: Can you use your puppet to retell the whole story? Look at the pictures below to help you out.



Use some rainbow paper (or colour it yourself), lay it on a small tray and add some salt. Enjoy your mark making! Can you practise writing letters from your name? Have a go at writing the letter 'f' for fish.




Audio Books For Free



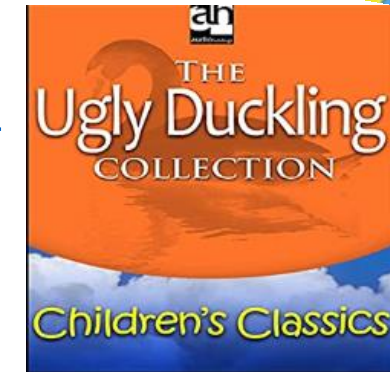
Laurie Berkner's Song and Story Kitchen

https://stories.audible.com/pdp/B07H4RJMML?ref=adbl_ent_anon_ds_pdp_pc_pg-1-cntr-0-4



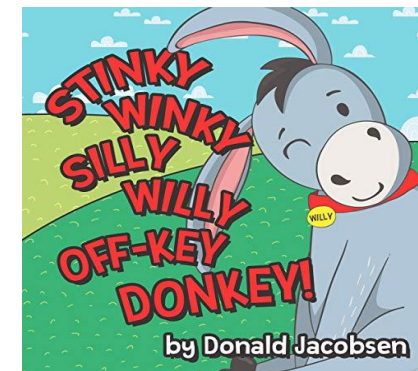
The Ugly Duckling Collection

https://stories.audible.com/pdp/B002V5IXPG?ref=adbl_ent_anon_ds_pdp_pc_pg-1-cntr-0-27



Stinky Winky Silly Willy Off-Key Donkey!


https://stories.audible.com/discovery/enterprise-discovery-21122358011?ref=adbl_ent_anon_ds_ds_dml_cntr-1



What rhyming words could you recognise?

Please note: you may need to copy these links into Google Chrome.

Maths Activity



Remember all the patterns we've been practising this year. Find some different coloured blocks/Legos/buttons and have fun creating some rainbow patterns.



Draw 10 fish on a big piece of paper and ask your parents/carers to help you write the numbers. Can you draw the right amount of bubbles for each fish?

Physical Development



Gross motor skills

Go noodle



<https://www.youtube.com/watch?v=npp1z32idrc>

Cosmic yoga - Squish the fish

<https://www.youtube.com/watch?v=LhYtcadR9nw>



Which
one will
you try?

Fine Motor skills ideas




Creative Activity



Can you make your own rainbow fish?



Use some celery sticks/carrot or simply your fingers and choose your favourite colours to create a rainbow fish. Maybe your parents/carers can help you draw the outline.



Would you like to make a 'Fish Pizza'?



Cut out toast/pitta bread in a shape of a fish. Add some tomato sauce and use your favourite toppings to decorate a fish. Mmmm sounds like a delicious snack!




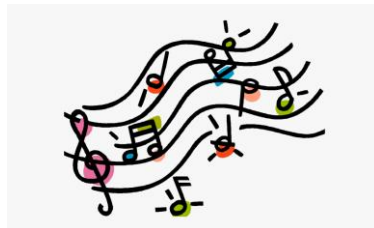
Music Activity



<https://www.youtube.com/watch?v=b0NHrFNZWWh0&list=PLFOllrD7uK9FY81h9nlwD2B7m3B4r8ys2> - Nursery Rhymes Playlist

Try learning one song every day with somebody at home. You could even do actions as well to help you remember the words from each one! Then try these fun things when you know a song off by heart:

- Try singing it as **FAST** or as **SLOOOOOW** as you can!
- Try singing is as **LOUD** or as **QUIET** as you can!
- Try missing out a word each time you sing. You could miss out 'Macdonald' in 'Old Macdonald had a farm'
- Try singing in a funny voice!
- Try singing while pulling a silly face!
- Film yourself singing the songs with your family.



how to make HOMEMADE PLAYDOUGH



An easy, no-cook
method

www.inspiremyplay.com

Make some playdough and
create a 3D picture of all the
people who **love you**
(including your pets...meow!)

Wellbeing Activity



Hello **Extraordinary** Early Years!

Try to be kind

Try to be helpful

Try to be patient

If you try try try, then you can can can!



Ingredients:

4 cups (480g) plain flour

1 cup warm water

Vegetable oil

Table salt

Food colouring:

(**red, blue, green, yellow**)

You will also need 4 x large
cereal bowls and a mixing
bowl



Method:

1. Put a $\frac{1}{4}$ cup of warm water into each of the 4 cereal bowls
2. Add a few drops of red food colouring to the first bowl, a few drops of green to the next, then blue then yellow. So you have 4 bowls of coloured water
3. Add $\frac{1}{2}$ a tablespoon of vegetable oil to each bowl.
4. Into a mixing bowl add 4 cups of plain flour and 1 $\frac{1}{2}$ cups of table salt – mix together gently
5. Add one cup of the flour & salt mixture to each of your 4 cereal bowls and mix gently with a spoon, until it comes together.
6. Sprinkle some flour onto a work surface and take each lump of dough out one at a time and knead them into 4 smooth balls of play dough.

Now you can start making your family & friends – have fun!

You can store the playdough in the fridge for a week if you wrap it in cling film.

