


Dear Nelson and Kusama,

Welcome

I miss you all so much! It's very strange in school without you. When I walk round it's soooo quiet and nearly every classroom is empty! Surprisingly, I have been incredibly busy during the lockdown. Some days I am in school working and other days I am working at home. Right now, I am working at my dining room table where I can spread my work out. I usually have the patio doors open so the room is filled with fresh air. I have had lots of meetings online, which is really weird at first, but you get used to it very quickly. I have had to learn lots of new computing skills! In the evenings and during the Weekends, I have been tackling my VERY long list of DIY jobs! So far I have: painted my garden bench and bird table; done some decorating; cleaned out the pond filter (Yuck! It's full of bugs and sludge!) and done some gardening. I have also been reading a lot. Every Thursday night I join in the clapping for the NHS workers, along with all my neighbours. I have also spent time talking to my family and friends on the phone or on video chats.

My very favourite thing in the lockdown has been to carry on singing with the choir that I am in. We rehearse online every Monday night. Our choir leader, Jim, makes us work really hard and challenges us with very tricky new things. I am in the learning pit A LOT! We have to practise, record ourselves singing our part (I don't like doing that!) and email a recording to Jim. He puts all our voices together on his computer so that it sounds like we are all singing together, not on our own at home! My elderly cat is very confused about why I am at home more but she makes the most of it and goes to sleep on my lap while I am working.

I hope you are enjoying your home learning and spending time with your families. I can't wait to see you all again. Take care of yourselves. Miss Newton xx





Hi Nelson Class,



Here I am
working at my
desk!



Here I am on my
daily exercise!

I hope you are all keeping well and staying safe. I have been getting back into a routine after the Easter Holidays. I have set up an area in my living room where I work during the day. I go for my daily walk in the afternoon and then relax in the evening. Every Saturday, I do a quiz with my family on my laptop. We take it in turns to ask each other questions; it's lots of fun! Maybe you could think of some interesting questions to ask your family?

I hope you have been enjoying our new topic and the activities linked to it on our teaching slides. I love looking at all your pictures that have been uploading to the King Athelstan website, some of you have been really busy!! I can't wait to see some more amazing work uploaded this week. Remember, ask your adult at home to send in your work to admin@kingathelstan.rbksch.org


Speak soon! Love Becks xxxx



Here I am
relaxing in the
evening, reading a
book!



Here I am working at my computer. →



Here I am doing some gardening. →



Hi Kusama Class,

I hope you are all safe and well and are settling back into 'school life' after the Easter Break. I have been trying to get myself into a routine this week. I have set up a little work area in my dining room so I have space to focus on work during the day. I have been going on my daily walks to get some fresh air in this beautiful weather and also doing some workouts at home. I have discovered that I really like Yoga, so I am doing that every morning to get me energised for my day. I have also been busy in the garden doing some gardening. I am making sure to ring and speak to my family regularly and have been catching up with friends doing weekly quizzes. Have you done any quizzes with your families?

I have also been trying to eat healthy after eating lots of chocolate eggs over Easter and made some yummy pizzas this week for dinner. Maybe you could try and make them at home too.

I hope you are enjoying the weekly slides and enjoyed the first week of our new topic. I have loved looking on J2E and on the King Athelstan website at the work you have been completing at home. Remember, ask your adult at home to send in your work to admin@kingathelstan.rbksch.org as it really puts a smile on my face to see your amazing work.

Love from Katrina xxxx



Here is my yummy homemade pizza and garlic bread

Fairy Tales

This week we will be exploring the fairy tale...

Jack and the Beanstalk!



Please use this link to listen to the story

<https://www.youtube.com/watch?v=uvoJmMW-Wbo>

Play the story again; see if you can retell it for your family without the sound on!



This week, your sounds to practise are:



Becks and Katrina's group: **air** (That's not **fair**!)

<https://www.youtube.com/watch?v=rNQlvFd-uLg>

(Read aloud, then try to write it)

hair, **chair**, **stairs**, **fair**, **lair**

Can **I** go to the **fair** mum?



Vida's group: **ee** (What can you **see**?)

<https://www.youtube.com/watch?v=I5iZnCEUAok>

(Read aloud, then try to write it)

three, **need**, **been**, **green**, **sleep**

I think **he** is asleep!



chips for lunch

Irini's group: **ch** (**chips** for **lunch**)

https://www.youtube.com/watch?v=i7_xlxVeVoQ

(Read aloud, then try to write it)

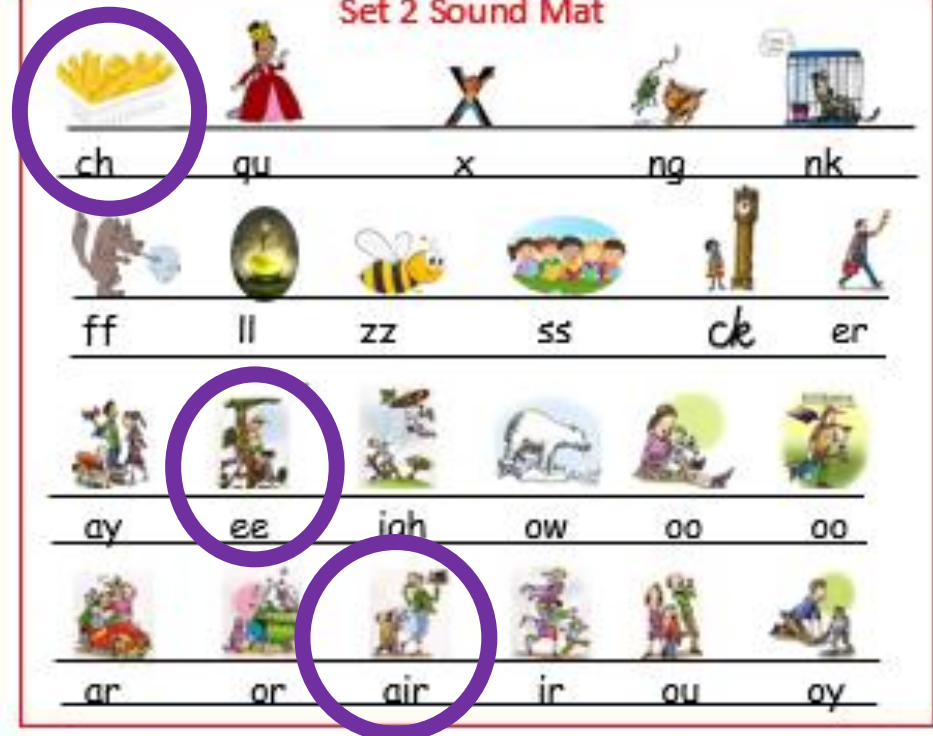
chip, **chimp**, **chess**, **munch**, **such**


The **chimp** **was** sad.

Set 1 sound mat!



Set 2 Sound Mat





Round the caterpillar.	Round the apple up and down.	Round the dinosaur up and down.	Round the girl and up and down.	Round the orange.	Round the flower and across the flower.	Round the queen and up and down.	Round the snake and down its tail	Start in the middle and round the egg
------------------------	------------------------------	---------------------------------	---------------------------------	-------------------	---	----------------------------------	-----------------------------------	---------------------------------------



Down the robot and over the robot.	Down the net and over the net.	Down Maisie, over the mountain, over the mountain	Down the pirate, up and over the pirate.	Down the boot, up and over the boot.	Down the kangaroo and over the kangaroo.	Down the horse, up and over the horse.	Down the leg.	Down the tower and across the tower.	Down the Jack and dot his head.	Down the insect and dot his head.
------------------------------------	--------------------------------	---	--	--------------------------------------	--	--	---------------	--------------------------------------	---------------------------------	-----------------------------------



Down the umbrella up and down to the puddle	Down the yak up and under his face	Down the wing and up the wing.	Down the worm and up the worm and again	Zig - zag - zig	Exercise: down and down
---	------------------------------------	--------------------------------	---	-----------------	-------------------------

Use this sound mat to support your child with their letter formation.



Reading and Writing Activity



Read the story 'Jack and the Beanstalk'

<https://www.youtube.com/watch?v=uvoJmMW-Wbo>



Activity: If you were trapped in the Giant's castle and had to trick the giant to escape, what would you do?

Write a sentence explaining your plan to trick the giant!
Draw a picture of what your giant might look like!



Sentence opener: 'I would trick the giant by...'

Use this link to singalong with Jack!

<https://www.youtube.com/watch?v=4otnJaX3hwk>



Audio Books For Free



The Princess and the Pea - Free Audio book

Click or type in this link

<https://www.storynory.com/the-princess-and-the-pea/>


Can you answer some of these questions linked to the story!

- What did Royal family use to test if she was a real princess?
- Why did the princess knock on the door of the castle?
- How many mattresses did the old queen put on the bed?
- What do you think the prince and the princess did after the story?



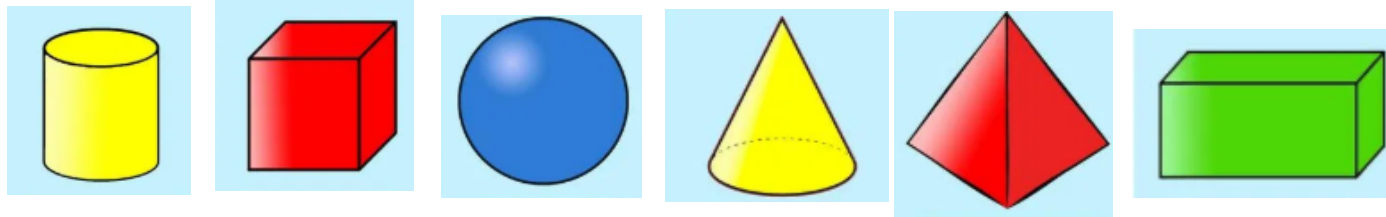
3D Shapes

Maths Activity



<https://www.youtube.com/watch?v=guNdJ5MtX1A> – Singing Walrus song

We recently started learning about 3D shapes. Can you name the shapes below correctly?

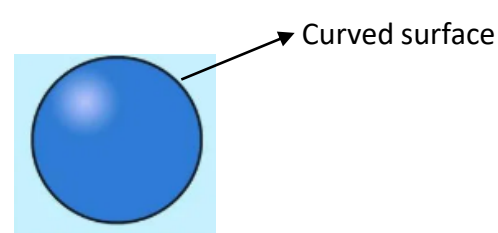
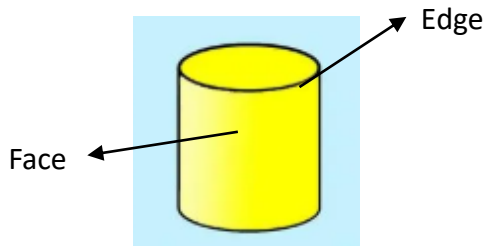


Cone
Prism

Cylinder
Cube

Sphere
Cuboid

This week will be looking at a cylinder and a sphere.



Activity 1 – Match the statements with the shape

1. I have 3 faces.
2. I have 1 curved surface.
3. I am the shape of a football.
4. I have 2 edges.

Activity 2 – Look at the objects below or go on a shape hunt around your house. **What objects can you find that are a cylinder or a sphere?** Write them down or draw a picture.

Challenge: On your daily walk can you find any larger objects that are a cylinder or sphere shape? Maybe you could take a picture of them.




Creative Activity



Can you draw or make your own beanstalk for Jack to climb up?

You might even want to make a castle to add to the top of your beanstalk!



How many leaves will your beanstalk have?

How tall will your beanstalk grow?

Physical Development



Gross Motor Skills - Learn a dance routine!

KIDZ BOP Kids - 'Giant' (Dance Along)

https://www.youtube.com/watch?v=Q4WBd_BGYRU



Fine motor skills- See if you can try one of these fine motor activities at home!




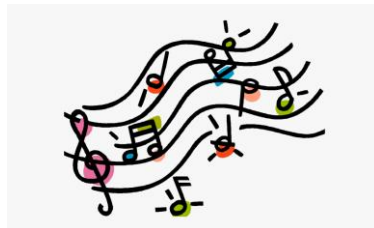
Music Activity



<https://www.youtube.com/watch?v=b0NHrFNZWWh0&list=PLFOllrD7uK9FY81h9nlwD2B7m3B4r8ys2> - Nursery Rhymes Playlist

Try learning one song every day with somebody at home. You could even do actions as well to help you remember the words from each one! Then try these fun things when you know a song off by heart:

- Try singing it as **FAST** or as **SLOOOOOW** as you can!
- Try singing is as **LOUD** or as **QUIET** as you can!
- Try missing out a word each time you sing. You could miss out 'Macdonald' in 'Old Macdonald had a farm'
- Try singing in a funny voice!
- Try singing while pulling a silly face!
- Film yourself singing the songs with your family.



Art Activity





We have been having some lovely weather lately but it has still been quite windy. One of my favourite things is hearing the wind chimes when I am sitting in my garden. I wonder if you could try making your own wind chime?

Here are some pictures to give you some ideas.







EASY BEADED
Rainbow
WIND CHIME



Remember the different zones of regulation...

The **ZONES** of Regulation®

			
BLUE ZONE Sad Sick Tired Bored Moving Slowly	GREEN ZONE Happy Calm Feeling Okay Focused Ready to Learn	YELLOW ZONE Frustrated Worried Silly/Wiggly Excited Loss of Some Control	RED ZONE Mad/Angry Mean Terrified Yelling/Hitting Out of Control

Wellbeing Activity

This week we are going to focus on the **YELLOW ZONE**



Watch the following clips:
<https://www.youtube.com/watch?v=4vUBsTJYK28&list=PLf-eKCHmUmTgrBlwiNC-TDf1mecfHe7gn&index=16>
<https://www.youtube.com/watch?v=eWXOurnVTYg&list=PLf-eKCHmUmTgrBlwiNC-TDf1mecfHe7gn&index=1>
<https://www.youtube.com/watch?v=9ZVPhUizo38&list=PLf-eKCHmUmTgrBlwiNC-TDf1mecfHe7gn&index=9>

Activity 1: On a yellow piece of paper or with a yellow pencil, write/draw all the things that might put you in the yellow zone. For example: your birthday or struggling to do your zip up by yourself.

Activity 2: Why were the characters in the videos in the yellow zone? What techniques could you use to calm down? Add some of these to your piece of paper with a different colour (maybe green).

Hello lovely Reception children.

Think **positive**, feel **calm** and always remember Nurture is keeping you in mind 😊

