

































Reception Reading and Writing Parent/Carer Workshop



Reading

- What is phonics and how can I support with learning new sounds?
- How is reading taught at school?
- What do the colour bands mean?
- How can I support with reading at home?
- What should my child be able to do by the end of Reception?





Reception Bucket List Books

Shark in the Park by Nick Sharratt	Paper Dolls by Julia Donaldson	A Squish and a Squeeze by Julia Donaldson	Aliens Love Underpants by Claire Freedman	Captain McGrew Wants You for his Crew	Paddington's post By Michael Bond	Handa's Surprise by Eileen Browne	Bumpus Jumpus Dinosaurumpus by Tony Mitton
							
Room on the Broom by Julia Donaldson	Charlie Cooks Favourite Book by Julia Donaldson	Elmer by David McKee	Little Cloud By Anne Booth	Can't You Sleep Little Bear by Nick Sharratt	Starting School by Janet and Allan Ahlberg	Commotion in the Ocean by Giles Andreae	Goldilocks and the Three Bears
							
The Crunching Munching Caterpillar by Sheridan Cain	People Who Help Us by John Wood	Celebrations around the World by Katy Halford	Welcome to our World by Moira Butterfield	Sharing a Shell by Julia Donaldson	Jack and the Beanstalk	Tadpole's Promise by Jeanne Willis	When I Grow Up by John Hales
							
Ruby's Worries by Tom Percival	Tiger Who Came for Tea by Judith Kerr	Superpotato by Sue Hendra and Paul Linnet	My Pet star by Corrinne Averiss	Ravi's Roar by Tom Percival	The Day the Crayons Quit by Oliver Jeffers	The Skin You Live in by Michael Tyler	The Shape Trilogy by Jon Klassen
							

The bucket lists are featured on our website.

<https://www.kingathelstan.kingston.sch.uk/curriculum/literacy/reading-bucket-listnew-content-page/>





Reception Autumn Term

	Unit 1 We've Got The Whole World In Our Hands	Unit 2 Let's Celebrate!
Core Texts	 	 
Planned writing and mark making opportunities: writing area, role play, outdoor LE, creative table	<ul style="list-style-type: none"> Role play area ideas: Aeroplane, home corner Using a map and globes to look at where children come from Children to draw their own face and talk about features using a mirror Listen to different types of music from around the world Learn to say hello in different languages Make and try traditional food from different countries Flag making Children to draw a map of how they get to school Talk about who you live with and to draw them in your home Children to choose countries they would like to learn about For example Greece - children can make Greek clay pots, learn traditional Greek dancing, make a Greek plate, eat traditional Greek food, learn about Greek gods 	<ul style="list-style-type: none"> Role play area ideas: Sari Shop, Chinese restaurant, Santa's Grotto, Spooky Cave Learn about different celebrations such as Diwali, birthday, Chinese new year, Christmas and Bonfire night Write a poster about how to stay safe during bonfire night Write an invitation and birthday card Draw Rangoli patterns with chalk and powder point outside Draw around their hand and design henna, then use paint to paint it on their own hand Try traditional food Write a letter to Santa and a Christmas card Paint a picture of a worry they have and put it in the worry monster Talk about Zones of regulation-children to use the display to put their picture on a colour depending on their emotion Circle time to talk about strategies to support children feeling different types of emotion

Additional Texts:



Reception Spring Term

	Unit 1 People Who Help us	Unit 2 Let it Grow
Core Texts	 	 
Planned writing and mark making opportunities: writing area, role play, outdoor LE, creative table	<ul style="list-style-type: none"> Role play area ideas: Police station, vets, doctor's surgery, post office Draw what they want to be when they grow up Label parts of animals you would find at the vets As police officers, write a wanted poster and investigate the classroom to find out what happened to Humpty Dumpty Draw and label a healthy and unhealthy lunchbox Using toothbrushes to clean pretend teeth Children to make an obstacle course outside linked to exercise, use stopwatches to record the time it takes to complete Use the wooden blocks and loose parts to build a fire engine Draw and label parts of the mouth As a builder, draw a plan of what you would build and write the tools you would need to build it Children to build their plan using different materials 	<ul style="list-style-type: none"> Role play area ideas: garden centre, baby clinic, mini-beast investigation lab Draw the life cycle of a caterpillar Write names of the class caterpillars Welcome to our classroom posters for the caterpillars Make a height of all the children in the class-who is growing? Grow their own bean in a bag and write a bean diary about the changes that happen Experiment with planting seeds in different locations, which area grows the seed the best? Draw and label different parts of a flower, plant or tree Write a list of instructions on how to plant a seed Learning and singing songs linked to growing Visit the Wetlands centre to look at different mini-beasts and animals that grow Read and listen to the Easter story Children to draw what they know and what they have learnt about Easter





Additional Texts:



We have two core texts that we read many times with the children during each topic.

We have additional stories which support wider reading linked to our topics.

Reception Summer Term

	Unit 1 Fairy Tales	Unit 2 Under the Sea
Core Texts	 	 
Planned writing and mark making opportunities: writing area, role play, outdoor LE, creative table	<ul style="list-style-type: none"> Giants castle, Three bears house, enchanted forest, Children can dress up in different costumes such as dragon, prince, queen and act out stories Helicopter stories-adult scribes children's made up stories and then as class or group act them out Children start to attempt to write their own stories Children write a shopping list of ingredients to add to their porridge Children taste different bowls of porridge and try to describe them Children to write instructions of how to make their own porridge - then make it & taste it Write a sorry letter to the bears from Goldilocks Giants foot print on the floor, children write a wanted poster to find the giant Circle time about wishes - if they could have three wishes what would they be? Aladdin. Write an invitation to the ball- Cinderella. 	<ul style="list-style-type: none"> Role play area ideas, Ice cream shop, seaside shop Children to write their own deep sea diver log book, drawing and write facts about different sea creatures Designing a shell, labelling what materials they would use Make your own pirate boat - will it float? Write a prediction then test it out. Draw your own pirate, what features will it have? Make a pirate ship outside using loose materials and wooden blocks Children to create their own rainbow fish, using CDs Write a list of qualities - what makes a good friend- Rainbow Fish If you were put on a dessert island -what three things would you take with you? Draw and write your reason for bringing them What would you take to the beach? Write a list of things that you would bring. Make your own under the sea world using a shoe box and other materials











Additional Texts:



Why is it important to read at home?

- Hearing your child read every day helps them with their decoding skills.
- Reading stories to your children can help develop their love of reading and increases their vocabulary significantly.



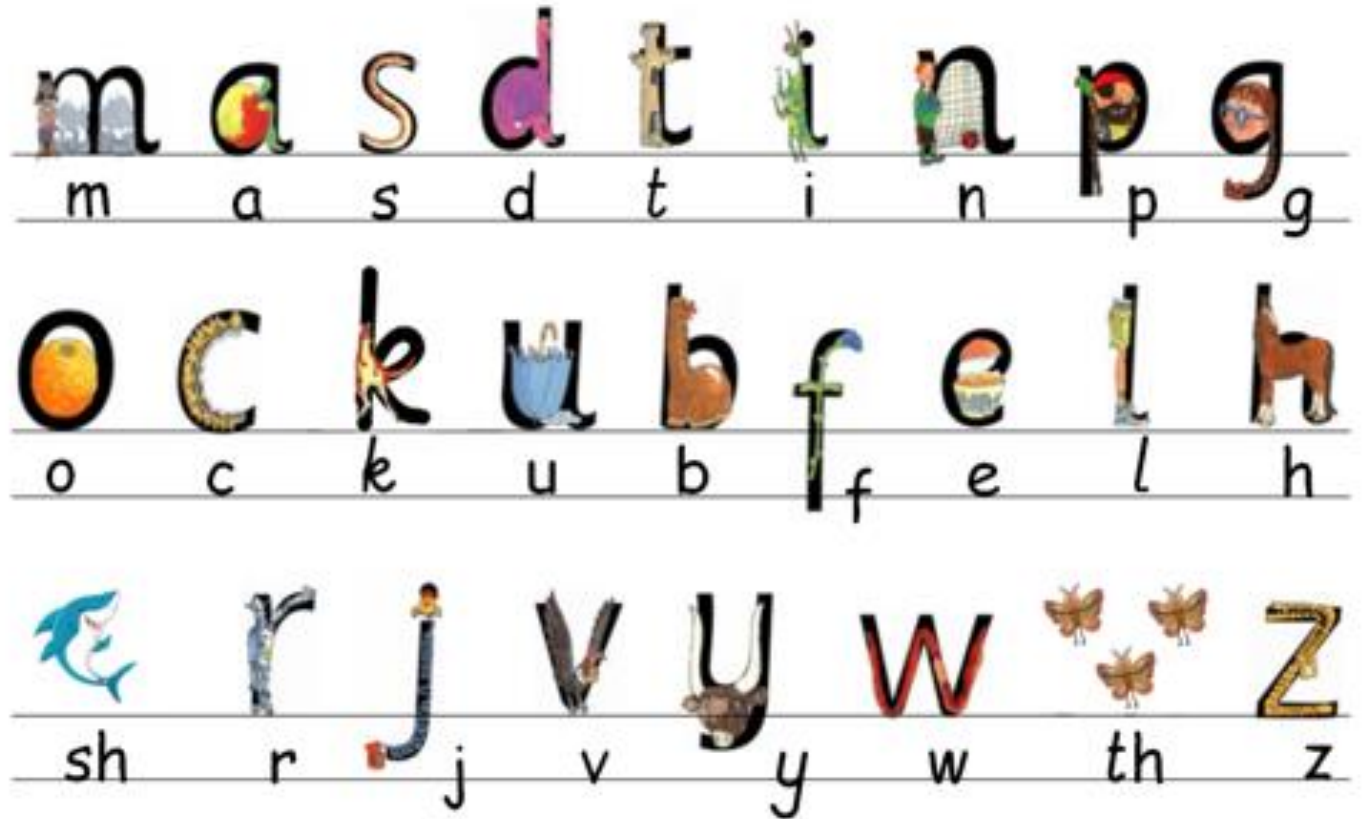
Child A reads for 20 minutes per night, 5 times a week		Child B reads for 4 minutes per night...or not at all	
In one week: 100 minutes of reading		In one week: 20 minutes of reading	
In one month: 400 minutes of reading		In one month: 80 minutes of reading	
In one school year (9 months): 3,600 minutes of reading		In one school year (9 months): 720 minutes of reading	
By the end of year 6: 28,800 minutes of reading (80 school days)		By the end of year 6: 5,760 minutes of reading (16 school days)	



"mmmmmm"


"Down the mountain
and over the
mountain."

Set 1 sound mat!





ay



Set 2 Sound Mat



ch



qu



x



ng



nk



ff



ll



zz



ss



ck



er



ay



ee



igh



ow



oo



oo



ar



or



air



ir



ou



oy


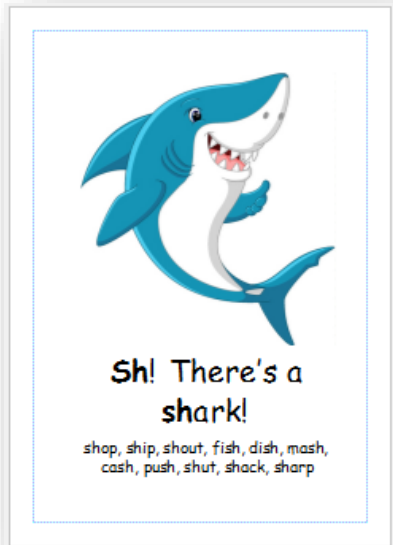


We use Makaton in both Reception and Nursery to support everyday language.

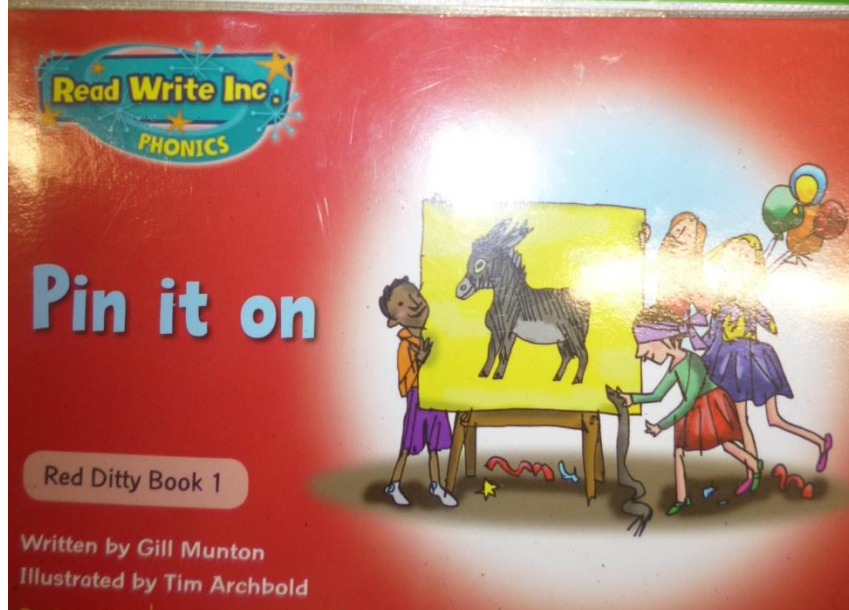
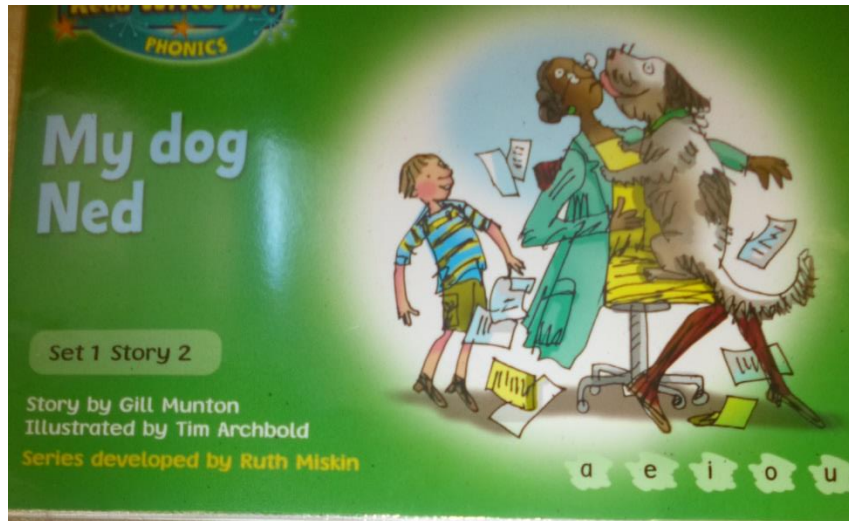
We use Makaton to support children in phonics to make it accessible to everyone.

We have adapted the programme Read Write Inc (RWI) to link clearly to the sound by changing the picture card and action.

Here are some of the changed picture cards.



RWI Reading books



We will be sending RWI books home for children to read at home during the week and adding books to read on Oxford Owl.

<https://www.oxfordowl.co.uk/login>





RWI Reading books

Ask your child to say each speed sound every time you read the book.

See if they can remember the action to go with it.

Make sure you do the vowels at the bottom!

Speed Sounds

Consonants
Say the pure sounds (do not add 'uh').

f	l	m	n	r	s	v	z	sh	th	ng
										nk

b	c	d	g	h	j	p	qu	t	w	x	y	ch
	k											

Vowels
Say the sounds in and out of order.

a	e	i	o	u
---	---	---	---	---

Each box contains only one sound. Focus sounds are circled.



RWI Reading books

Ditty 1 Pin it on

Green words

Read in Fred Talk (pure sounds).

tum pin yes not leg it

on its chin

Read the root word first and then with the ending.

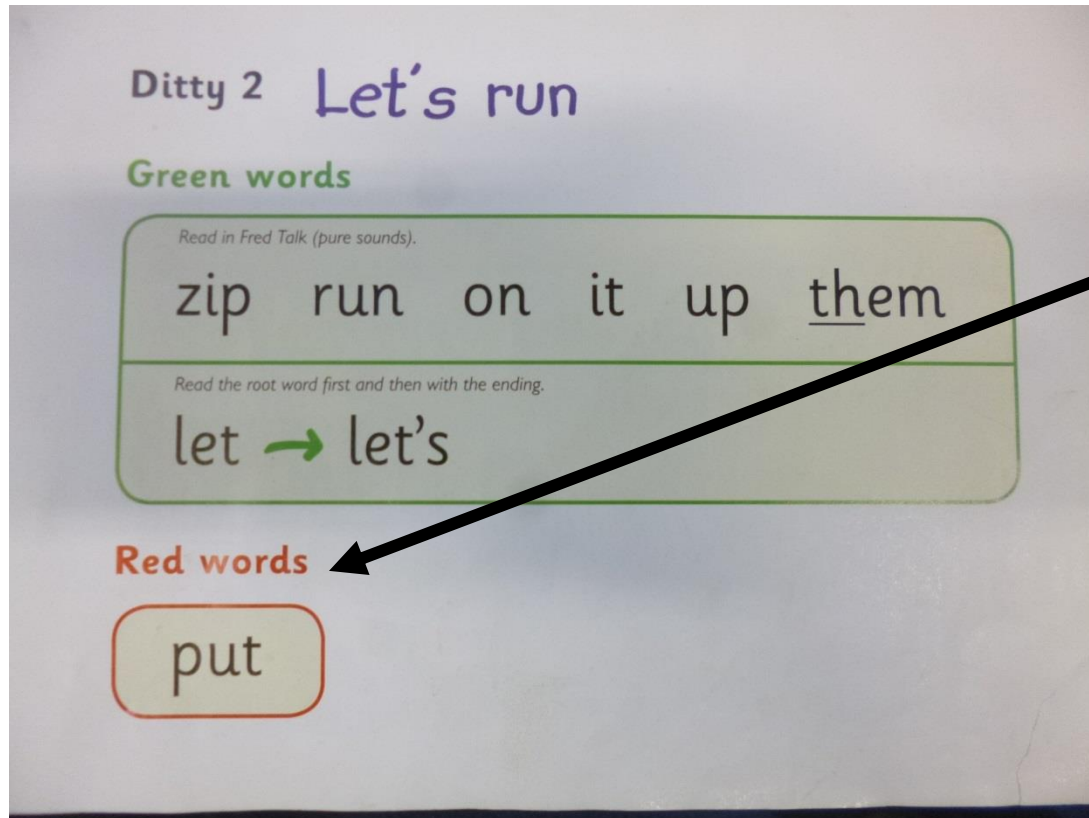
that → that's

Ask your child to try and sound out the green words before starting the story.

This is pre-teaching your child the keywords that will appear in the text.



RWI Reading books



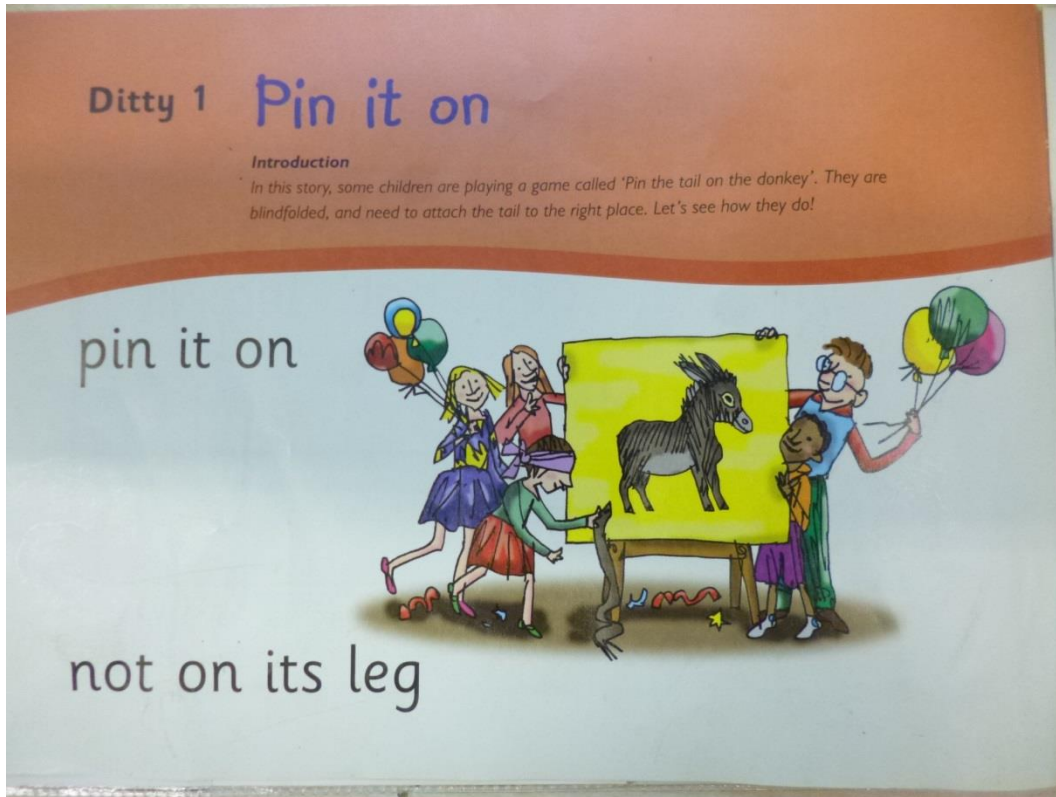
Some of these stories have red words in them.

These are words you can't sound out.

Get your child to spot the red words in the story and use your book mark to recap them.



RWI Reading books



Make sure your child sounds out the title of the story before beginning.

You can read the introduction to them to start the story.

Please allow your child to sound out the words rather than you reading the story to them.



RWI Reading books

Questions to talk about

Ditty 1

Where does the first girl pin the tail?

Do the children like playing the game?

What sort of games do you like to play at parties?

Ditty 2

What is the second thing that the boy puts on?

What do Mum and the boy do in the snow?

What do you put on when you go out in the snow?

Ditty 3

What type of hat does the fox have?

Which hat is your favourite?

How many other sorts of hats can you think of?

Once you have finished the story, please refer to the question page where you will find comprehension questions to ask your child about the story.



RWI Reading books

Speed words for Ditty 1

Children practise reading the words across the rows, down the columns and in and out of order clearly and quickly.

it	pin	its	on
yes	leg	<u>ch</u> in	not

Speed words for Ditty 2

put	zip	on	up
<u>th</u> em	it	run	let

Speed words for Ditty 3

in	fun	hen	a	top
red	hat	sun	fox	man

This page allows you to recap the key words present in the whole book.

You can go through all of these with your child once you have finished the book.

Key Words



Read Write Inc - My Reading and Writing Kits

Pack 1 - Introduces children to phonics and supports their first steps in learning to read and write.

Pack 2 - Helps children to blend sounds into words and practise writing simple words.

Pack 3 - Helps children to read longer sentences and stories and practise writing a growing range of words.





Reading at Home

Monday: You will be given a RWI book/set a book on Oxford Owl and the home reader book will be collected.


RWI books during the week and home readers for weekend

Friday: RWI books collected as above and home reading book is given for the weekend.

Please keep your child's book and reading record in their book bags every day even if you haven't read the book.



RWI book weekdays



Home reader book weekends



King Athelstan Reading Scheme



At King Athelstan our aim is to foster a love of reading as children start on their reading journey, therefore our reading scheme reflects a diverse range of publishers, and in turn, a variety of characters, real and illustrated images and genres for our children to enjoy.



To provide our children with this broad range of texts we have carefully matched each scheme (including Big Cat, Songbirds, Oxford, Rigby Star and Phonics Books) to our own criteria, which is inextricably linked to our phonics scheme progression. *Pocket Rocket Readers* are also used alongside Read Write Inc. and reading scheme books in reception to ensure sounds taught in school are being practised at home.

Reading Scheme Criteria:




**Reading Age and Target Tracker Band are a guide for assessment - teacher assessment of comprehension should be used alongside these guides.*

What do the colour bands mean for home readers?

Pink
Red
Yellow
are books
for
reception
children



Blue
Green
Orange
are books
for Year 1
children



Lilac



Nursery/ Reception

Lilac books are wordless books that tell stories or give information through pictures and are designed to develop understanding about how stories and information books work.

Reading Age*

3-4

Target Tracker Band*

30 - 50s

Pink



Reception - Autumn

Pink books offer emergent readers very simple text supported by illustrations. They use CVC words (with no digraphs).

Pink/Grey books offer emergent readers simple, predictable text with familiar objects and actions - these can be words with sounds not taught yet. Children should not try to 'sound out' these words and should use picture cues to support reading.

Reading Age*

3-5

Target Tracker Band*

40 - 60b

Red

The nut is at the top.

Reception - Spring

Red books offer predictable text with familiar objects and actions, combined with simple story development. They use CVC words including some consonant digraphs and high frequency (tricky/red) words.

Red/ Grey books are as above, including words with sounds not yet taught. Children should not try to 'sound out' these words and should use picture cues to support reading.

Reading Age*

4-5

Target Tracker Band*

40 - 60w

Yellow

Chicken Licken and Hen Len
ran to the farmyard.

Reception - Summer

Yellow books offer varied sentence structure and natural language. They introduce compound words, multi syllabic words, high frequency (tricky/red) words and include vowel digraphs taught in reception.

Yellow/ Grey books are simple in their sentence structure, often repetitive and include some digraphs not taught in reception e.g. split digraphs and ai, oa, ow.

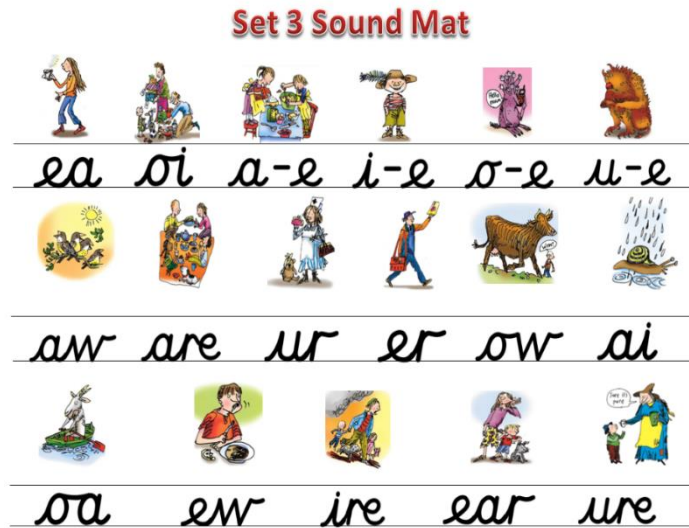
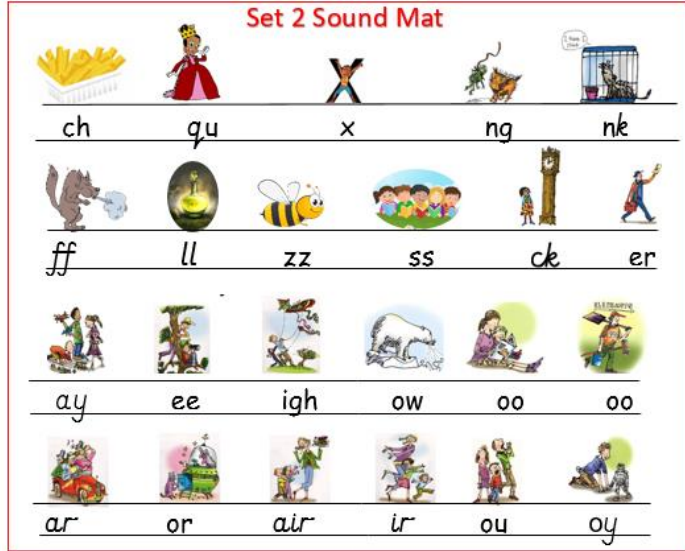
Reading Age*

4-5

Target Tracker Band*

40 - 60s

Yellow and Blue books



Dad put the toad down.



Writing

- How can I support with handwriting at home?
- What are fine motor skills and how can I support with developing my child's pencil grip?
- What should my child be able to do by the end of Reception?
- How is writing taught at school?
- How can reading support my child's writing?

What are Fine Motor skills?



- Fine motor skills involve the use of the smaller muscle of the hands, commonly in activities like using pencils, scissors, construction with lego or duplo, doing up buttons and opening lunch boxes.
- Efficient fine motor skills require a number of independent skills to work together to appropriately handle the object or perform the task.



Fine Motor Skills




Pencil Grip

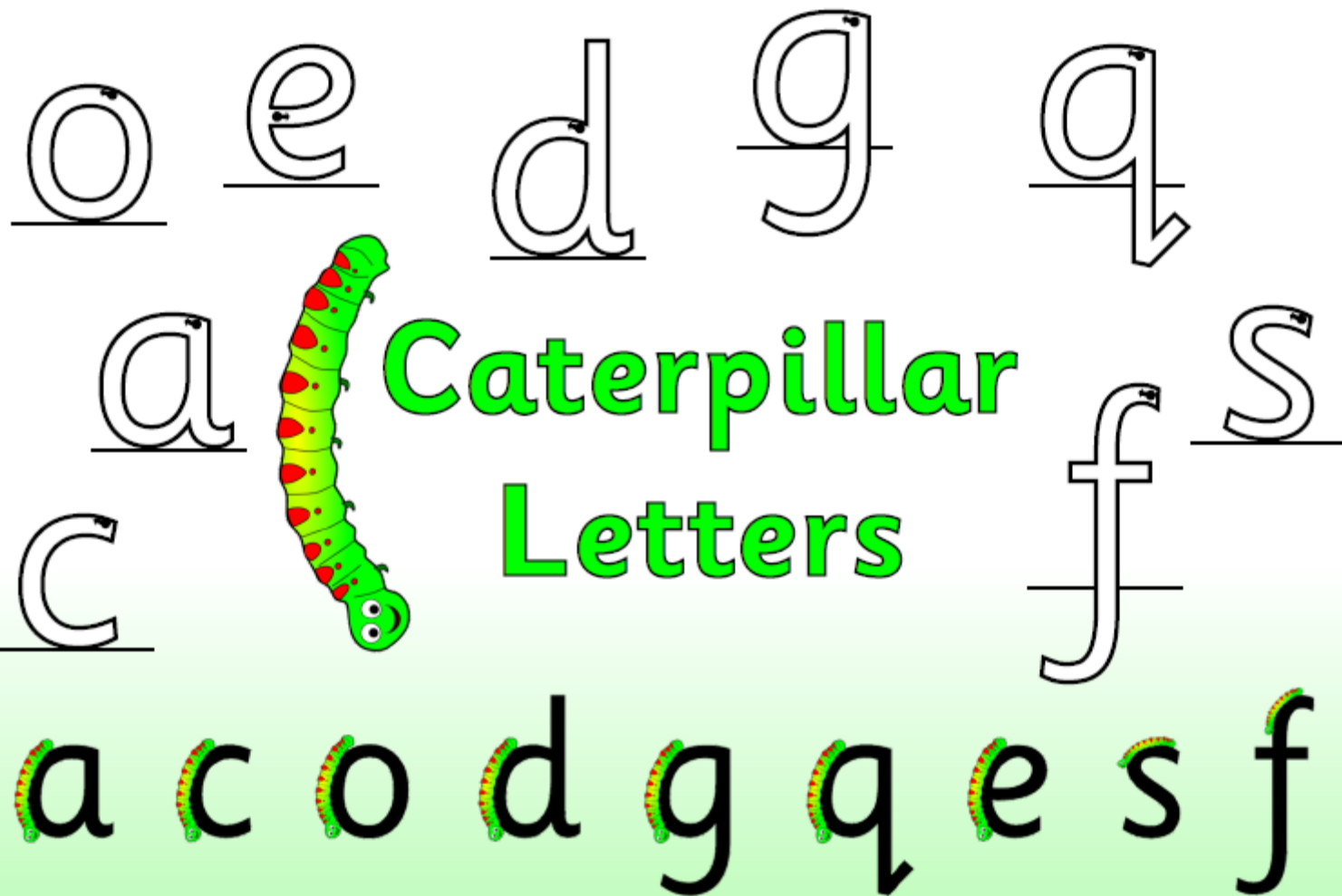
How a child holds a pencil is also dependent on their age and the stage of their development.

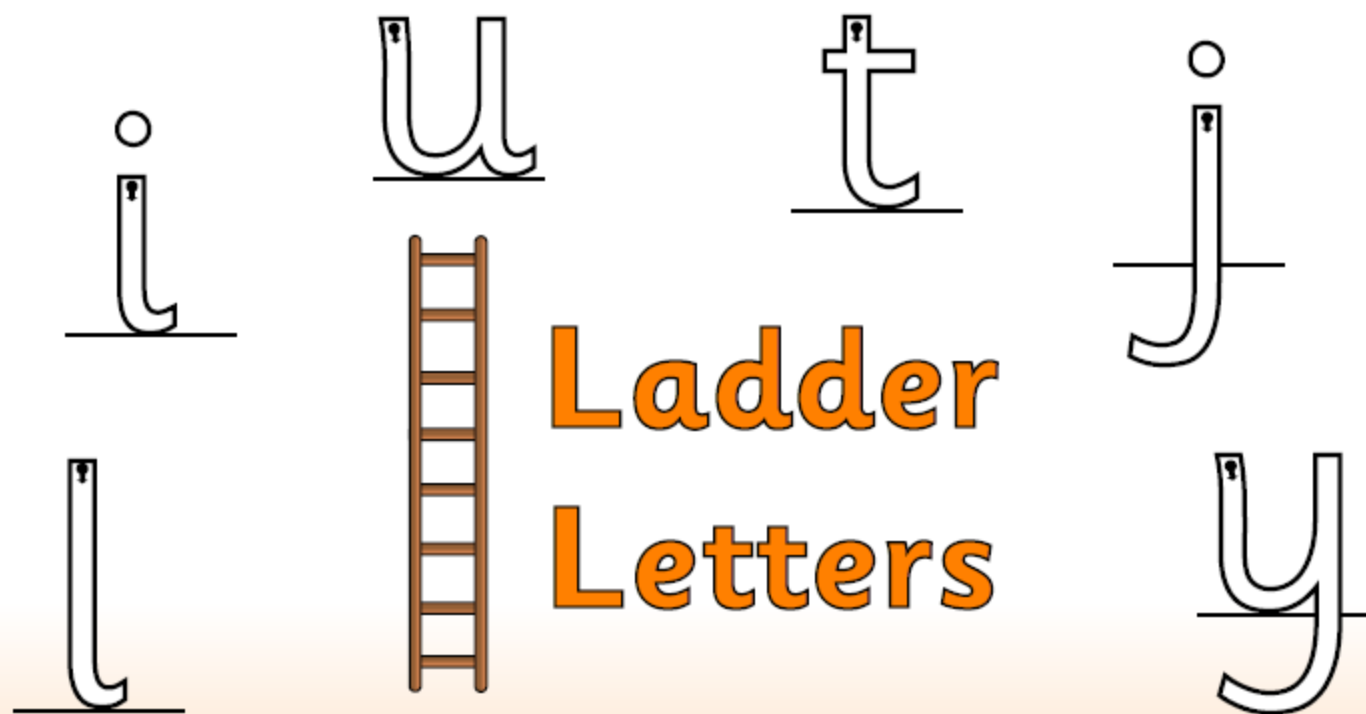
We use language like: “Use your birdy fingers.”



Expectation at the end of Reception









Ladder Letters

l i t u j y



X

W



Zigzag Monster Letters

V

Z



Sounding out words to write...


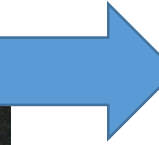
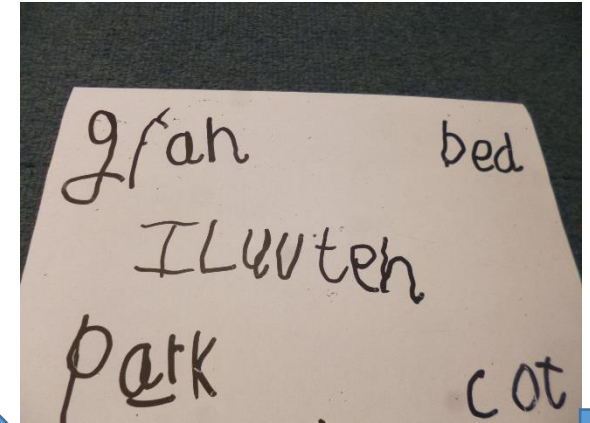


Fred fingers

We learn to write words using Fred fingers. When we do Fred fingers we think about how many sounds are in a word, put that many sounds on one hand, palms facing the person reading and a pointing finger on the other. Then we press those sounds onto our fingers, like this. Then we Fred talk as we write the word.

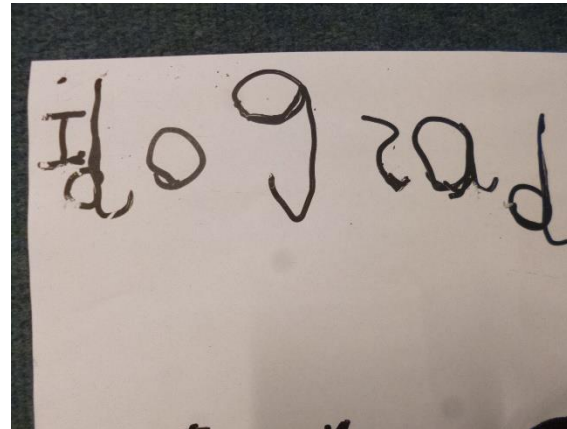
Writing



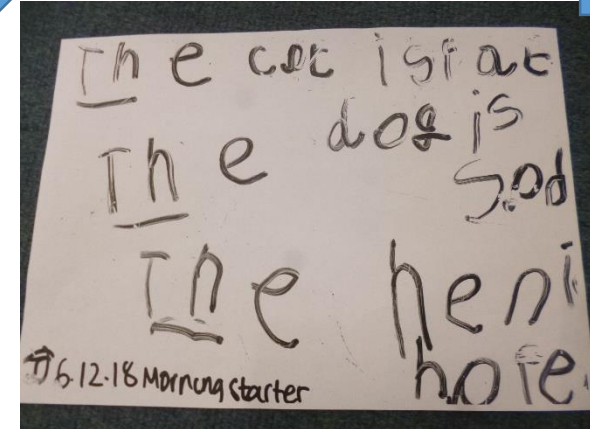
Progression throughout the year



Hearing and writing initial sounds
-including writing their name



Blending CVC words and attempting to write CVC words and high frequency words independently



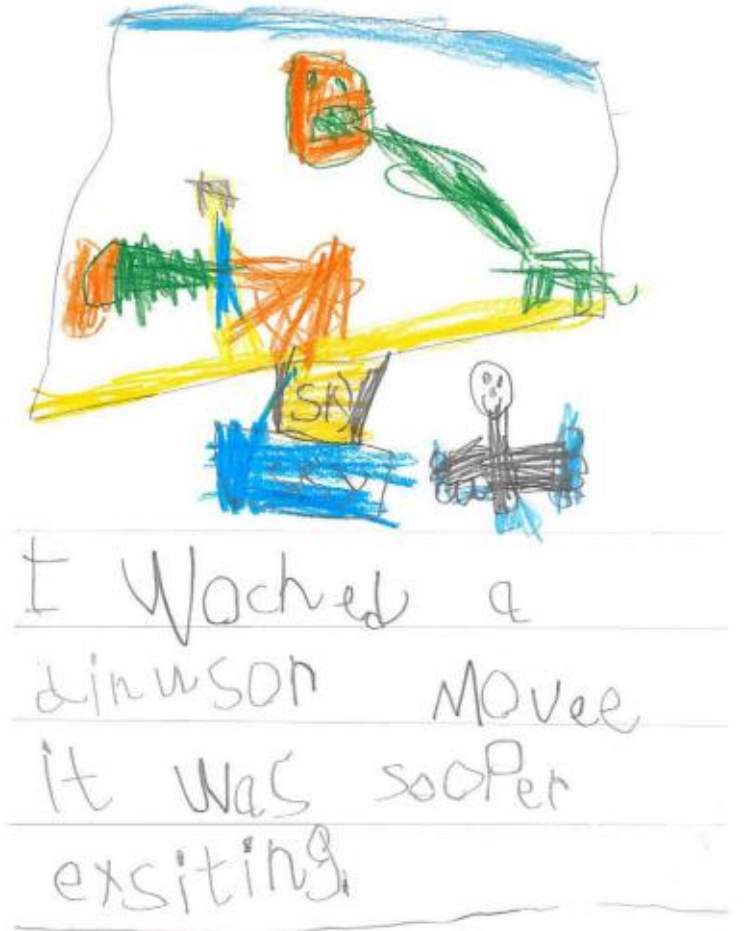
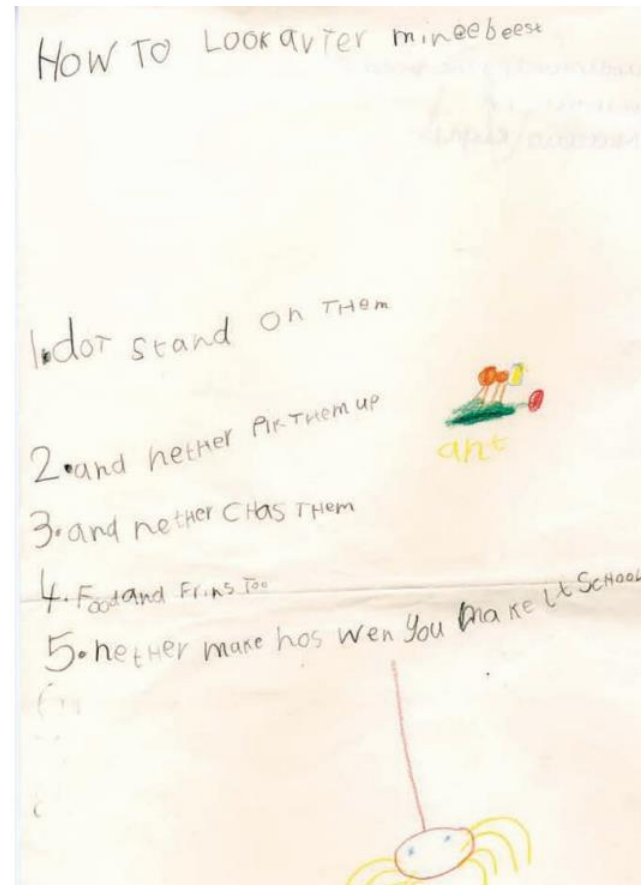
Attempting to write CVC words and high frequency words to form sentences

Expected Standard




pleze doant
BRAX the
cagle

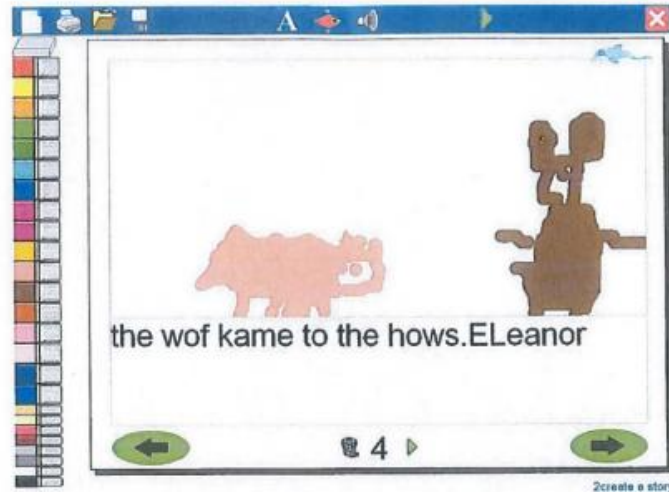
EYFS profile exemplification
for the level of learning and
development expected at the
end of Reception in writing.



Expected Standard



goldilocks ate all the porrig. she ^{also} sat on the
chair. she went up ^{stairs} and she went to
sleep. daniel.



We do expect a range of writing
including the use of ICT.




catapillars et
lefts. They
hav lots
of legs. He
makes a cacook.
mya

When I go into
space I saw a
shooting star out
of my window
in a hour
later I got
to the moon
and I was
the first person
to stand on the
moon finally ^{err} _{I went to}

- Key Features of narrative that goes beyond a simple recount.
- Breadth and richness of vocabulary
- Many irregular but high frequency words
- Phonically regular words of more than one syllable

Exceeding Standard

Once upon a time
the pigs left
their house the
first pig made
a house out
of straw. the
second little
pig made
his house out
of wood.
The third little
pig made his
house out of bricks



One day their
lived three little
pigs they decided
to build three
other houses
one was made
out of straw one
was made out
of wood and the
last house was
made out of
brick, one day
a big bad wolf

Online Learning Reminders



Thank you all for the amazing work that has been happening at home, it is lovely to see all the work that has been uploaded.

A couple of points to remember....

- Please let your child sound out the words themselves and write it how they can hear it. You can then talk it through after and show the correct way to spell the word. If they copy words they aren't practising the skill of segmenting.
- When reading a story during the google meets, you might want to change the layout view so that its is just the teacher reading the story.
- Where possible, children to use a pencil rather than a pen for their work. Particularly writing in order to support their letter formation. We use pencils only in Reception classrooms.