

# Welcome

Dear Matisse Class,  
I hope you are all keeping well and safe during a very different Easter holiday. We hope you enjoyed the activities we sent before the holidays and been having a go at them. It has been lovely seeing some of them completed on J2e.

Over the holidays, I have been 'trying' to keep up with my daily exercises but I think I have ended up eating too much chocolate over the Easter weekend. Oppps! I have been trying to do lots of cooking and I've been enjoying eating the foods I have been making. I have also been making lots of fresh juice using my juicer.



Pitta Bread Pizzas



Coconut biscuits  
(with jam)



Homemade juice  
(oranges, apples, carrot,  
ginger and grapes)

Our new Summer topic for curriculum is called 'Brave Explorers' - What do you think this topic is about?  
I hope you enjoy the activities this week! Remember to keep on looking after your families and stay safe.  
I really can't wait to see you all again.  
Missing you lots and lots.

Love from Miss Mattarooa x

Cooking again.... Making  
Mauritian Roti



# Welcome

Dear Hockney,

I hope you are all well and keeping safe - it has been a very different Easter break than previous years but I hope you still managed to enjoy it.

I have loved looking on the school website at the work you have completed at home, based on the activities Miss Mattarooa and I set! Keep up the marvellous work and continue to have fun!

Our topic for this term is 'Brave Explorers'. What do you think this topic is about? Do you know anybody brave? Do you know any explorers?

Over the holidays, I have been walking my dogs regularly in the evenings and have spent lots of time eating (oops)! Also, I celebrated my birthday. My mum made me a delicious cake and my friends sent me some beautiful flowers and a balloon in the post, which brightened up my day. It will definitely be a birthday to remember! On Thursday, Miss Mattarooa encouraged me to make some juice, so I decided to squeeze some oranges (my favourite). I haven't baked much over the holidays but I have been cooking dinner for the family most evenings (sorry, I didn't take any photographs).

I hope you enjoy the activities this week! Remember to keep on looking after your family and stay safe.

From Miss Smee xxx



Me on my birthday



Freshly squeezed  
orange juice



This week, your sounds to practise are:



musical mammals!

(animal, normal, royal, total, medal)

[https://www.spellzone.com/word\\_lists/games-367.htm](https://www.spellzone.com/word_lists/games-367.htm)

<https://www.youtube.com/watch?v=wwNeBxVuXxI>



listen and glisten

(fasten, castle, thistle, whistle)

[https://www.spellzone.com/word\\_lists/games-378.htm](https://www.spellzone.com/word_lists/games-378.htm)



purple turtle

(puddle, little, muddle, handle, candle)

<https://www.youtube.com/watch?v=wwNeBxVuXxI>

<https://www.youtube.com/watch?v=IOqJgBUeBNM>

# Phonics





# Reading Activity



"I'm Captain Hook!"

"No, I'm Captain Hook!"

"I'm Captain Hook," said Horrid Henry.

"I'm Captain Hook" said Moody Margaret.

They glared at each other. "It's **my** hook," said Moody Margaret.

Moody Margaret lived next door. She did not like Horrid Henry, and Horrid Henry did not like her. But when Rude Ralph was busy, Clever Clare had flu, and Sour Susan was her enemy, Margaret would quickly jump over the wall to play with Henry.

"Actually, it's my turn to be Hook now," said Perfect Peter.


"I've been the prisoner for such a long time."

"Prisoner, be quiet! Said Henry.

"Prisoner, walk the plank!" said Margaret.

"But I've walked fourteen times already," said Peter.

"Please can I be Hook now?"



"No, by thunder!" said Moody Margaret. "Now out of my way, worm!" And she swashbuckled across the deck, madly waving her hook and clutching her shiny sword and dagger.

Margaret had eye patches and skulls and crossbones and plumed hats and cutlasses and sabres and snickersnees.


Henry had a stick. This was why Henry played with Margaret.

But Henry had to do terrible things before playing with Margaret's amazing swords. Sometimes he had to play 'Mums and Dads' with her. Worst of all (please don't tell anyone), sometimes he had to be the silly baby.

Henry never knew what Margaret would do. When he put a spider on her arm, Margaret laughed. When he pulled her hair, Margaret pulled his harder. When Henry screamed, Margaret would scream louder. Or she would sing. Or pretend not to hear. Sometimes Margaret was fun. But most of the time she was a moody old grouch.

Questions on the next slide






# Reading Activity



- Find the adjectives in the text.
- Find 3 verbs.
- Find 3 adverbs.



Answer these questions from the text.

1. Who did Moody Margaret and Horrid Henry both want to be?
2. Moody Margaret only played with Horrid Henry when who else was busy?
3. What was Perfect Peter pretending to be?
4. What had Perfect Peter done 14 times?
5. What do you think swashbuckled means?
6. What did Moody Margaret have that Horrid Henry did not have?

# Audio Books For Free



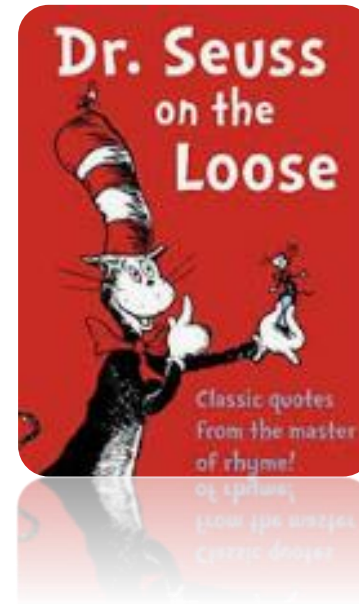
## The Back Garden Bird Cafe

<https://www.bbc.co.uk/teach/school-radio/audio-stories-the-back-garden-bird-cafe/zdspxyx>



## Dr Seuss on the Loose!

<https://www.worldbookday.com/videos/dr-seuss-on-the-loose/>



## Web links

Remember to keep on learning your times table. **This half term's KIRF target is to recall your 5 times tables.** Go on Super Movers to practise!

<https://www.bbc.co.uk/teach/super-movers/ks1-maths-the-5-times-table/zhbm47h>

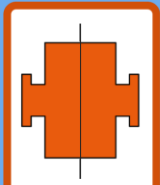
Remember to also use 'Hit the Button'

<https://www.topmarks.co.uk/maths-games/hit-the-button>

## Symmetry Sorting



Pictures



Shapes



Letters

Have you tried our Symmetry Matching game?

topmarks

Try practising and recapping your knowledge of symmetry

<https://www.topmarks.co.uk/symmetry/symmetry-sorting>

Money recap

<https://www.topmarks.co.uk/money/to-y-shop-money>

## Fluent in 5

Remember to show your workings

$$20 + 20 =$$

$$£42 + £10 =$$

$$36 + 26 =$$

$$48 - 30 =$$

$$84 - \underline{\quad} = 70$$

$$34 - 25 =$$

$$\frac{1}{2} \text{ of } 16 =$$

$$\text{A quarter of } 16 =$$

Write 3 related facts to this statement:

$$30 \text{ divided by } 10 =$$

# Maths Activity



Year 2

Multiplication

Name \_\_\_\_\_

1 Complete the sentences.

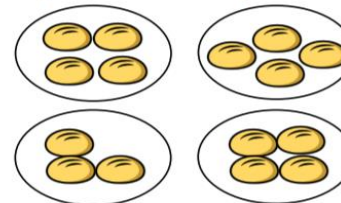


There are \_\_\_\_\_ equal groups of 5 bananas.



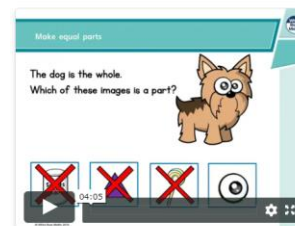
There are \_\_\_\_\_ equal groups of \_\_\_\_\_ fish.

2 Tick the group that is **not** equal to the others.

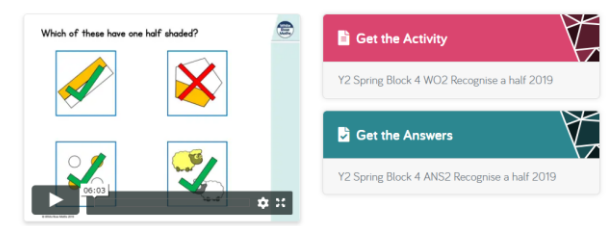


Remind yourself on our recent fraction learning:

Lesson 1 - Make equal parts



Lesson 2 - Recognise a half



<https://whiterosemaths.com/homelearning/year-2/>

3



Complete the addition sentence to work out how many apples in total.

$$3 + \square + \square + \square + \square = \square$$

I mark

Complete the multiplication sentence to work out how many apples in total.

$$\square \times 3 = \square$$

I mark

4

Complete the bar model to show  $7 \times 5 =$



<https://wrm-13b48.kxcdn.com/wp-content/uploads/2018/11/Year-2-Multiplication-1.pdf>

Tricky words you could practise:  
diary, sobbing, devastated,  
terrifying, inferno,  
destroyed, destruction

# Writing Activity



<https://www.bbc.co.uk/programmes/articles/1hpn9ZzYcSMsWGWHBQbSkXM/4-samuel-pepys-and-the-great-fire-of-london-part-2> - Scroll down to 'Extracts from Samuel Pepys' diary

Let's go back in time!

Using the fantastic words you came up with before the Easter Break, write a diary about the Great Fire of London.

**Imagine you were there!**

There were some useful web links on the Topic Activity slide before the Easter Break which can support you.

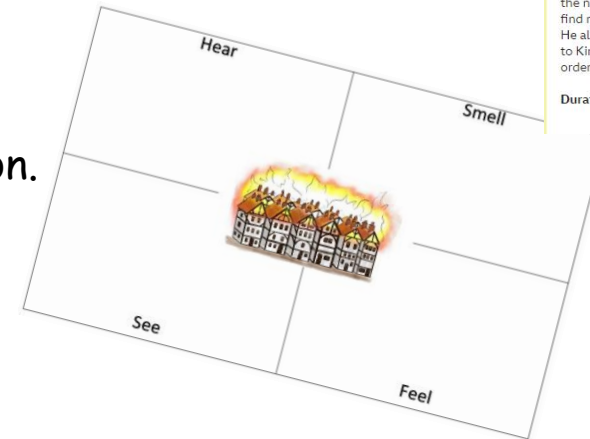
Remember - when writing a diary, we can put the date at the top to remind us when we wrote it. Then, we write Dear Diary underneath. Think carefully about the date you will put.

## Extracts from Samuel Pepys' diary

Listen to Samuel Pepys read from his diary about The Great Fire.

Pepys describes how he is woken in the night by his maid and goes out to find many houses already destroyed. He also describes how he later reports to King Charles II on the fire and the orders given by the King.

Duration: 1'06"



I was there during the fire - I wrote a diary so that people today know what happened.



Challenge: Write a diary entry for more than one of the days. You could also write a diary about what things were like after the fire.

Example on the next slide



Have a go at filling  
the green boxes  
with words that fit.



# Writing Activity



Sunday 2<sup>nd</sup> September 1666

Dear Diary,

I woke up [ ] this morning, disturbed by the [ ] church bells ringing. Curious and worried, I looked out of my window to see [ ], [ ] flames in the distance. I felt terrified all alone so I ran into my parent's room screaming loudly. Frightened, we grabbed our treasured possessions and [ ] out of the house. The fire was blazing. I have never felt so [ ] in all my life.

Together, with my family, we ran down the [ ] streets passing the many [ ] houses on fire. [ ], we arrived at the [ ] [ ] where people were escaping on boats. When we saw a boat with space for us we felt so relieved that we could escape from this [ ] fire.

## Who is Neil Armstrong?

# Topic Activity



Create a fact file about Neil Armstrong.

Research facts about him using the following links:

<https://www.bbc.co.uk/bitesize/topics/zhpchbk/articles/z4w3mfr>

[https://www.google.com/search?q=neil+armstrong+facts+for+kids&rlz=1C1GCEB\\_enGB812GB812&oq=neil+armstrong+&aqs=chrome.2.69i59j0l7.7421j0j9&sourceid=chrome&ie=UTF-8](https://www.google.com/search?q=neil+armstrong+facts+for+kids&rlz=1C1GCEB_enGB812GB812&oq=neil+armstrong+&aqs=chrome.2.69i59j0l7.7421j0j9&sourceid=chrome&ie=UTF-8)

See if you can find out this information to include in your fact file. You may like to add some different things to yours too (e.g. Number of children, job before becoming an astronaut, age he got a pilot's licence).

### Neil Armstrong

Full name:

Date of birth:

What was his achievement:

Name of the spaceship:

Year of landing:

First words on the moon:





# Science Activity



## Absorbency

In science, we have previously looked at different materials and their properties. We investigated whether the different materials were absorbent/not absorbent and which one would be the best to mop up a spillage. We concluded that kitchen roll soaks up a lot of water. Therefore, we would like you to have a go at this experiment. Watch this video clip to help you. <https://www.youtube.com/watch?v=8iZCNnYewmk>


### You will need:

- Felt tip pens
- A sheet of kitchen roll
- Scissors
- A bowl
- Water

### Method:

1. First, use your scissors to cut a rainbow shape out of the sheet of kitchen roll.
2.  Next, use felt tips to draw the start of your rainbow.

3. Then, carefully put the tip of the tissue in a bowl of water.
4. Hopefully the water will rise, leaving a rainbow trail.



Experiment with different shapes and different types of materials, which an adult allows you to use.



This term's Science Topic  
is 'Plants and Animals'  
Can you guess the image  
based on the new topic?

# Science - What Am I?



The object has been put under a microscopic lens. The title  
of the this image is 'Curious Crown'. What do you think it is?  
We will let you know next week 😊



Image 1



Image 2

# Physical Activity



## Target Treasure - 2-3 players

- Place a selection of targets 5 large steps away from your starting line.
  - Players take turns to throw an object towards the targets from behind the starting line.
  - Each time a target is hit, it is taken by the thrower and becomes their treasure.
  - The winner is the player to have the most pieces of treasure after all the treasure is gone.
- This can be played in the living room or garden.

## Keep on the Move

- Place 3 pairs of socks, 3 cushions and 3 toys in different places on the floor around your living space/garden.
  - Players move around the space in a creative way (just like in our PE lessons). Show how you can move around in a fun way?
  - When a player reaches a pair of socks they jump 10 times.
  - When a player reaches a cushion they hop 10 times.
  - When a player reaches a toy they jog on the spot and count up to 10.
- Can you think of your own movement ideas?  
You have done this in PE.

# Art Activity

## Butterfly Project

Please create a piece of 'butterfly art' to celebrate the arrival of spring and share your beautiful images in your windows at home (with permission).

*If you have a garden or go out for your daily exercise, look out for some real butterflies!*

Read or Watch Eric Carle's -The Very Hungry Caterpillar.

<https://www.youtube.com/watch?v=75NQQ-Sm1YY>

**Challenge - Make a butterfly as vibrant and beautiful and colourful as you can!**

Look carefully at Eric Carle's butterfly. Describe the shapes you can see (practise drawing butterflies in the air and on scrap paper or whiteboards if you have one!)

Draw a butterfly outline on paper or card. Try to make the tips of the wings touch the edge of the paper/card.

Use whatever materials you may have at home : felt pens, crayons, paint, scraps of fabric, shiny sweet papers, old magazines, comics. paint/collage/decorate your butterfly independently.





# Music Activity




When we listen to music sometimes colours, images or even memories come into our mind as we listen! Try clicking on the links I have posted below and drawing, painting, sketching or collage-ing whatever comes into your mind as you are listening to the music. It might be that you think of a place you have been to (e.g. the beach) or somewhere you haven't been (e.g. the rainforest). It may be that you picture patterns or colours that you want to draw. You may even be reminded of a special memory. Your creation could be of anything, there is no wrong answer!

Remember - the links I have posted are just ideas for you to get started. You could use any piece of music that you like.

<https://www.youtube.com/watch?v=9FuzIH--u28> - Soundscapes

<https://www.youtube.com/watch?v=ea2WoUtbzuw> - Debussy 'Claire De Lune' (Extended)

<https://www.youtube.com/watch?v=EmRi0Z7tdTY> - Studio Ghibli Relaxing Piano



# Wellbeing Activity

F	R	I	E	N	D	S	X	B	A
A	E	S	T	H	G	U	O	H	T
M	S	U	Y	H	T	L	A	E	H
I	P	N	C	A	G	O	H	L	E
L	E	S	A	P	P	V	O	P	L
I	C	H	L	P	C	E	P	I	S
E	T	I	M	Y	W	D	E	N	T
S	G	N	I	L	E	E	F	G	A
Q	V	E	E	R	U	T	R	U	N
Z	K	I	N	G	A	H	O	M	E

Can you find these positive words hidden in my Word Search?  
(Remember some are spelt backwards as well as forwards...)

- KING
- ATHELSTAN
- HEALTHY
- LOVED
- HAPPY
- NURTURE
- FRIENDS
- FAMILIES
- RESPECT
- FEELINGS
- THOUGHTS
- SUNSHINE
- HELPING
- HOME
- CALM
- HOPE

Hello lovely Year 2 children:  
Think **positive**, feel **calm** and always remember Nurture is keeping you in mind 😊



Now try and create your own Word search and share it with a family member...good luck 😊