

Dear Hockney and Matisse,

Welcome

I miss you all so much! It's very strange in school without you. When I walk round it's soooo quiet and nearly every classroom is empty! Surprisingly, I have been incredibly busy during the lockdown. Some days I am in school working and other days I am working at home. Right now, I am working at my dining room table where I can spread my work out. I usually have the patio doors open so the room is filled with fresh air. I have had lots of meetings online, which is really weird at first, but you get used to it very quickly. I have had to learn lots of new computing skills! In the evenings and during the Weekends, I have been tackling my VERY long list of DIY jobs! So far I have: painted my garden bench and bird table; done some decorating; cleaned out the pond filter (Yuck! It's full of bugs and sludge!) and done some gardening. I have also been reading a lot. Every Thursday night I join in the clapping for the NHS workers, along with all my neighbours. I have also spent time talking to my family and friends on the phone or on video chats.

My very favourite thing in the lockdown has been to carry on singing with the choir that I am in. We rehearse online every Monday night. Our choir leader, Jim, makes us work really hard and challenges us with very tricky new things. I am in the learning pit A LOT! We have to practise, record ourselves singing our part (I don't like doing that!) and email a recording to Jim. He puts all our voices together on his computer so that it sounds like we are all singing together, not on our own at home! My elderly cat is very confused about why I am at home more but she makes the most of it and goes to sleep on my lap while I am working.

I hope you are enjoying your home learning and spending time with your families. I can't wait to see you all again. Take care of yourselves. Miss Newton xx



Welcome

Dear lovely Matisse class,

I hope you are keeping well and safe and have been enjoying the activities Miss Smee and I have been setting. This week, we decided to do them together virtually on our laptops from our bedrooms, which felt strange, but productive. It was great to catch up with her and her little dog.

This week, I decided to create more of a routine for myself. I have been getting up, having breakfast, working from home and then exercising. I decided that I should use my trampoline a lot more, and have been jumping daily. I've been walking around my local area and found the Hogsmill River nearby. Do you live near the Hogsmill too? I have also taken up skipping, though I don't think I'm as good as you guys. I've cooked a lot less this week but I've carried on juicing lots of yummy fruits.

Have you been clapping for the NHS workers every Thursday? Every week, it feels so good to celebrate the NHS workers and their hard work as well as the other keyworkers.

There is a new zoomed in object this week, with last weeks' answer! We hope you enjoy all the new activities. If you complete anything ask your parents/ carers to email them to the school at admin@kingathelstan.rbksch.org. I would love to see your wonderful work 😊

Again, missing you all so much! Sending you all lots of love. Stay safe!

Love from Miss Mattarooa x



On my walk by the Hogsmill River



My hair is getting super long!!

Welcome

Dear Hockney,

Me again! I hope you're all keeping well and staying safe. Miss Mattarooa and I decided to complete the activities this week virtually on our laptops which was nice as I haven't seen her in a while and it also meant I got to catch up with her on what she's been up to. We hope you're enjoying the activities we create for you. If you do complete anything, ask your parents/carers to email it to the school email: admin@kingathelstan.rbksch.org. I love seeing your brilliant work!

This week, I have been trying to exercise more and keep an eye on what I am eating (as I've been eating too much). When I wake up, I am running 2km on my treadmill and then having a glass of freshly squeezed orange juice with a bagel or egg on toast. After that, I am working from home on my work laptop and then walking the dogs in the evening. I have been writing down what I eat each day so that I can keep an eye on my snacking! I have also been trying to eat more vegetables with dinner. I recently tried sweetcorn (which I haven't had for a long time) and I've really been enjoying eating it! Is there a fruit or vegetable that you haven't tried for a long time that you could try again? You might like it now!

Remember to keep looking after your family and stay safe. I am missing you all lots and can't wait to see you!
From Miss Smee xxx



Cupcakes



Spaghetti Bolognese



Banana and Blueberry Pancakes

This week, your sounds to practise are:



Phonics



a numb thumb

(comb, climb, plumber, lamb, limb)

https://www.spellzone.com/word_lists/list-336.htm

https://www.spellzone.com/word_lists/games-336.htm



fudge for the badger

(hedge, judge, badge, fridge, bridge)



orange fringe

(large, damage, sponge, change, image)

https://www.youtube.com/watch?v=uXA3PfE_4Qc

(dge and ge)

<https://www.youtube.com/watch?v=AFM8EBD199c>

(dge and ge)



Spelling Rules



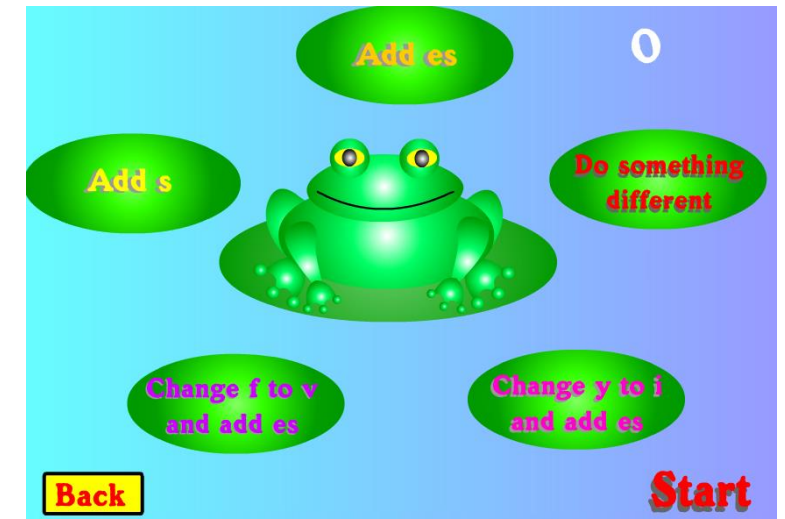
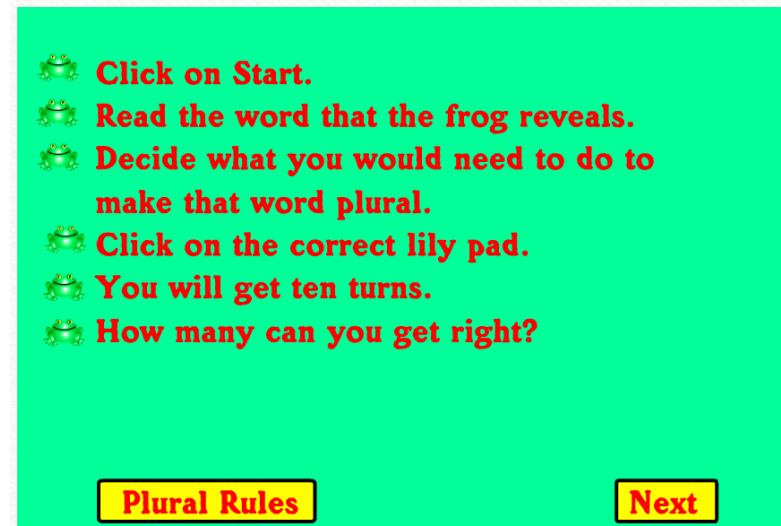

Turning singular words into plural words

Open the link below:

<https://www.phonicsplay.co.uk/member-only/PondLifePlurals.html>

Username: march20

Password: home



↑
Refresh your memory by clicking on 'Plural Rules'

↖
Click next when you are ready to play

↗
Click start and then a word will come up where the frog is sitting



Reading Activity



A New Pet

Tom was six. He lived in a flat with his Mum. The flat was on the top floor. It was very high up!

One day, Tom said to his Mum, "Mum, can I have a dog?"

But Mum shook her head and said, "No Tom, you can't have a dog. There are no dogs allowed in a flat."

Tom wanted to cry. Then he said, "Mum, can I have a cat?"

But Mum shook her head and said "No Tom, you can't have a cat. There are no cats allowed in a flat."

Now Tom did start to cry, "I want my own pet!" he shouted.

Mum patted Tom on the back and gave him a kiss, "Don't cry Tom, I will see what I can do."

The next day, when Tom got home from school, there was a small cage on the table. Tom was excited! He ran to look in the cage. In the cage was an orange hamster! Mum put the hamster in Tom's hands.

Tom smiled and said, "I will call it Rusty. Thank you, Mum!"

Questions on the next slide

Reading Activity



Try answering these questions using full sentences.

1. How old is Tom?
2. Where does Tom live?
3. What pets did Tom want?
4. How does Tom feel when Mum says "No?" - How do you know this?
5. How does Mum try to make Tom feel better?
6. Why was Tom excited when he saw a cage on the table?
7. What was in the cage?
8. Why did Tom call his pet, 'Rusty'?
9. How do you know Tom is happy about his new pet?
10. Do you have a pet or would you like one? What kind of pet?

How do you think
Tom would have
said 'No'?

How could you
show Tom's
excitement?

How would you
react to a new
pet?

Audio Books For Free



Anansi and the Moss-Covered Rock



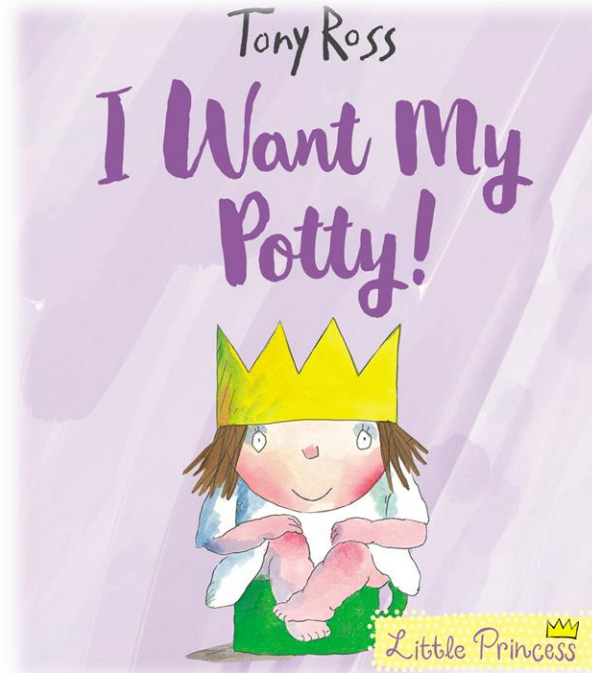
Part 1:

<https://www.bbc.co.uk/teach/school-radio/audio-stories-anansi-and-the-moss-covered-rock/zbj4bdm>

Part 2:

<https://www.bbc.co.uk/teach/school-radio/audio-stories-anansi-and-the-moss-covered-rock/zb7krj6>

I want my Potty!



<https://www.worldbookday.com/stories/i-want-my-potty-little-princess-by-tony-ross-read-by-jane-horux/>

Gruffalo stayed in the Cave



https://www.theguardian.com/books/gallery/2020/apr/04/gruffalo-axel-scheffler-and-julia-donaldsons-coronavirus-cartoons?CMP=Share_AndroidApp_Gmail

Web links

Remember to keep on learning your times table. Go on Super movers to practise your 2, 5, and 10 times table.

<https://www.bbc.co.uk/teach/supermovers/ks1-maths-collection/z6v4scw>

Remember to also use 'Hit the Button'

<https://www.topmarks.co.uk/maths-games/hit-the-button>

Bitesize

Home **NEW** Daily lessons Learn Support Careers

Refresh your current skills and learn new concepts. Daily content uploaded.

<https://www.bbc.co.uk/bitesize/tags/z7s22sq/year-2-lessons/1>

Estimate it! #MathsEveryoneCanAtHome

We love looking for maths all around us, especially during our daily walk or out of our windows.



Can you estimate how many daffodils you think there are?
What area of ground do you think they cover?

Can you take some estimation photos during your daily walk or from out of your window?

Don't forget to share them with us!



Fluent in 5

Remember to show your workings

$$26 + \underline{\quad} = 30$$

$$52 + \underline{\quad} = 60$$

$$100 = 80 + \underline{\quad}$$

$$48 - 25 = \underline{\quad}$$

$$36 - 10 = \underline{\quad}$$

$$50 = 70 - \underline{\quad}$$

Draw 6 groups of 5 =

Draw 4 groups of 2 =


$$\text{Half of } 30 =$$

$$\text{Half of } 100 =$$

$$\frac{1}{2} \text{ of } 20$$

$$\frac{1}{4} \text{ of } 20 =$$

Maths Activity



Fact families – addition and subtraction bonds to 20




1 What calculations are represented?

The first one has been done for you.



$$15 + 5 = 20$$



$$\square + \square = \square$$



$$\square + \square = \square$$

d) How many other number bonds to 20 can you make using counters and ten frames?

2 Complete the fact family.

a) $15 + 2 = 17$

$$17 = 15 + 2$$

$$2 + 15 = \square$$

$$\square = \square + \square$$

$$17 - 15 = \square$$

$$\square = \square - \square$$

$$\square - \square = \square$$

$$\square = \square - \square$$

b)



2 - 17 = 15 should be in the fact family.



For part 2 of this sheet:

<https://resources.whiterosemaths.com/dl-file.php?file=T0h0c2JYVVVZZUorCEVIdlUwbWRKZz09>


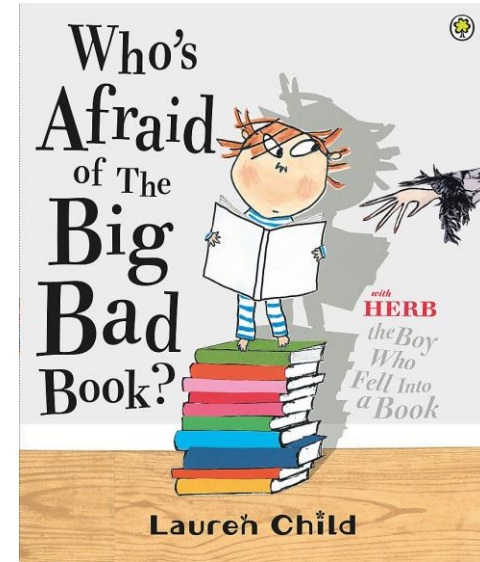
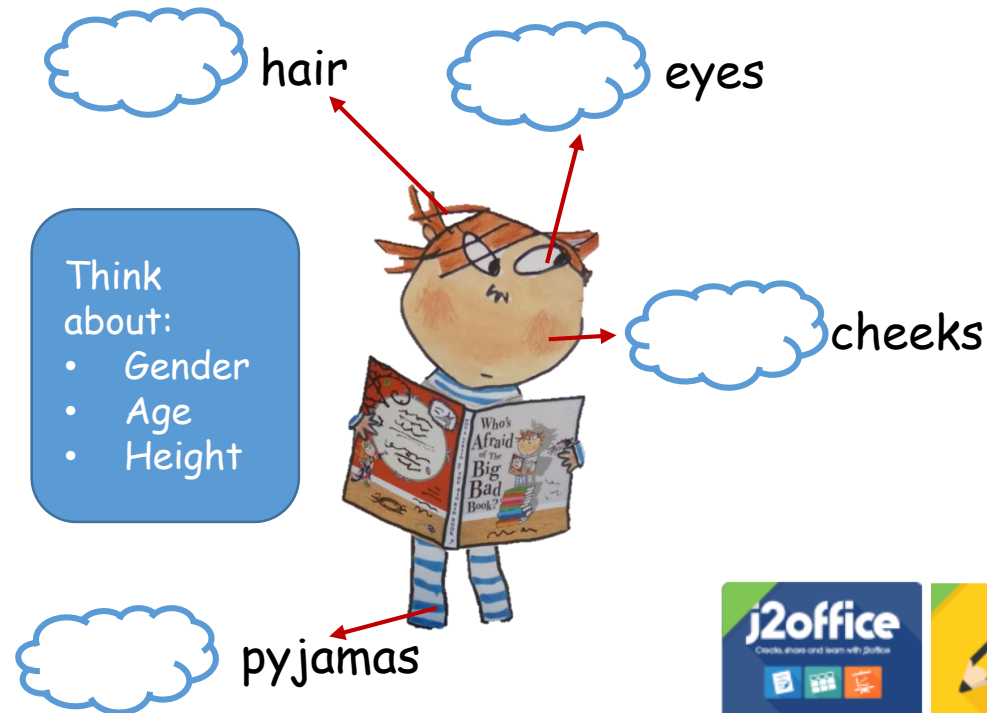
Tricky words you could
practise:
auburn, ginger, stripy, rosy,
spikey
Remind yourself of the common expectation
words.

Writing Activity



Herb has been having an adventure. He has been causing more mischief and whilst doing this, he has visited the 3 little pigs. They are very angry because soon after they built their houses he threw paint on them.

The 3 little pigs want your help! They need to find Herb. Create a wanted poster.





Topic Activity

Geography Research

Listen to these songs about the continents that make up our world.

1. <https://www.youtube.com/watch?v=K6DSMZ8b3LE>
2. <https://www.youtube.com/watch?v=kNGJfg45QRI>

Research facts about the continents and attempt to answer the questions below.

- How many continents are there in the world?
- What are their names?
- Which one is the biggest?
- Which one is the smallest?
- Which continent do we live in?
- What other facts have you learnt whilst researching?

Draw a map of the world (example map on next slide). Label the continents that you have learnt on your map.

Challenge: Can you name 3 countries from some of the continents? Do all the continents have countries?


Useful links:

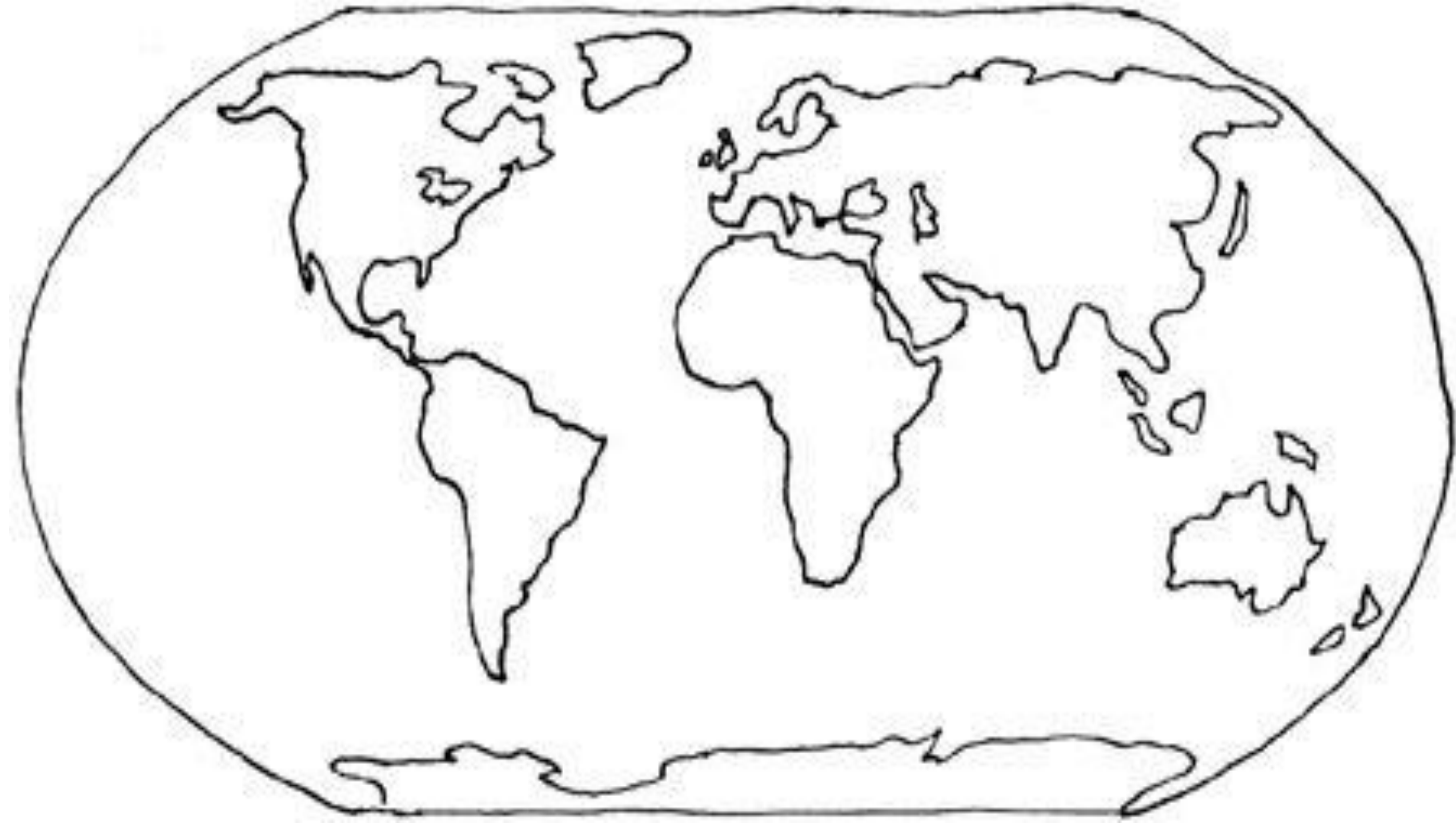
<https://www.bbc.co.uk/bitesize/topics/zvsfr82/articles/znm7vk7>

<https://www.kids-world-travel-guide.com/continent-facts.html>

<https://www.dkfindout.com/uk/earth/continents/>

<https://www.recessanytime.com/science-fun/continent-fun-facts/>







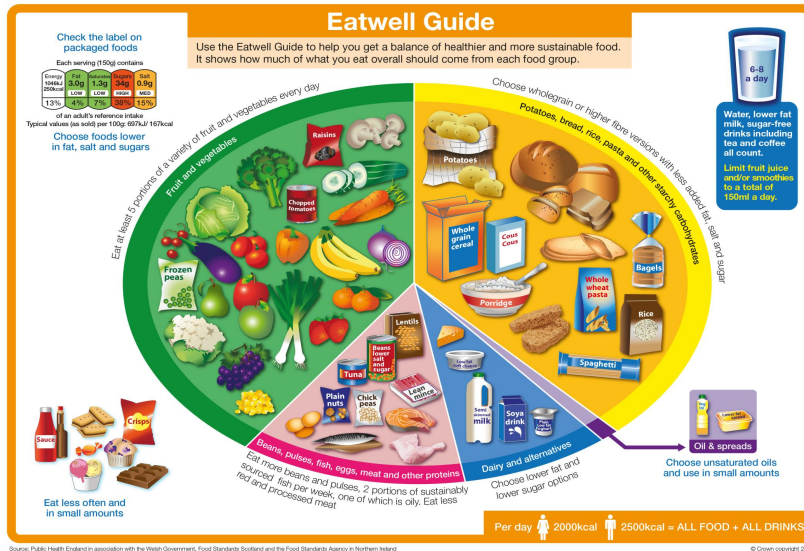
Science Activity



Record what you have for dinner over 3 days. Think about the individual pieces of food and the food groups they come under.

These are the different food groups.

- Fruit and vegetables
- Protein
- Dairy
- Fats
- Carbohydrates




Carbohydrates

Fruit and vegetables

Protein

Dairy



Carbohydrates

Fruit and vegetables

Protein



Design your own food plate that has all the elements of a balanced, healthy diet.

Ask an adult if you can have this for dinner. Take a picture and share it with us.

Bigger picture on next slide.

Eatwell Guide

Check the label on packaged foods

Each serving (150g) contains

Energy	Fat	Saturates	Sugars	Salt
1046kJ 250kcal	3.0g LOW	1.3g LOW	34g HIGH	0.9g MED
13%	4%	7%	38%	15%

of an adult's reference intake

Typical values (as sold) per 100g: 697kJ/ 167kcal

Choose foods lower in fat, salt and sugars

Eat at least 5 portions of a variety of fruit and vegetables every day

Fruit and vegetables



Eat less often and in small amounts

Use the Eatwell Guide to help you get a balance of healthier and more sustainable food. It shows how much of what you eat overall should come from each food group.

Choose wholegrain or higher fibre versions with less added fat, salt and sugar



Dairy and alternatives



Beans, pulses, fish, eggs, meat and other proteins



Choose unsaturated oils and use in small amounts



6-8 a day

Water, lower fat milk, sugar-free drinks including tea and coffee all count.

Limit fruit juice and/or smoothies to a total of 150ml a day.

Find out more on:

<https://www.dkfindout.com/uk/human-body/digestion/balanced-diet/>

Per day 2000kcal 2500kcal = ALL FOOD + ALL DRINKS



Image 1

Science - What Am I?

Last week's was a poppy!!!!



Image 2



Here is an object that has been put under a microscopic lens. The title of the this image is 'Healthy Skin'. What do you think it is? We will let you know next week 😊

Art Activity



As part of your topic 'Brave Explorers' this term, we would usually create an underwater scene over several weeks using mixed media.

If you would like to try this project at home, start this week by making your **sea background**. Ideally, use a large piece of paper (A3 size - or stick two pieces of A4 together).

The background is just sea. (Don't put any fish or sea creatures on yet, as we will make these over the next few weeks). Use as many shades of blue as you like. You can use paint, felt tips, pastels, crayons or any other medium you have at home. You could even use collage by collecting blue packaging: wrappers, paper, magazines, etc.



You could make wavy lines in sections and paint/ colour /collage them using different blues.

You could also add a yellow layer at the bottom to be the sand.



Play free games and quizzes, find art activities and explore the Tate collection with the link bellow.

<https://www.tate.org.uk/kids>

Physical Activity



Right Way, Wrong Way

- Lay out 20 objects across the floor in your room/outside space (e.g. teddy bears, toys, newspapers). All objects should be **upside down**.
- Wait for 'GO!' then turn all the objects the **RIGHT** way up.

Questions:

- How can you become quicker at the game?

Challenge:

- Play against a sibling or parent/carer to see who can turn all of the objects the **RIGHT** way up in the **quickest** time!

Reminder

- We have played a similar game in PE called 'Domes and dishes.'

Throwing and Catching Challenge

- Play with a sibling or parent/carer.
- Stand 4 steps apart.




- Use a safe object to throw and catch (e.g. tennis ball, teddy bear, rolled up piece of paper).
- Perform 8 catches each, then change sides.
- Perform 7 catches each, then change sides.
- Perform 6 catches each, then change sides.
- Complete this process until both players get to 0.
- Can you reach 0 without dropping the item?

Questions:

- What do you need to remember when throwing and catching?
- How can you be successful?

Hi guys, I hope my slides are helping you stay active! Hopefully see you all soon!
Mr McLaughlin



Music Activity



Ta, Te-te

During our last few Music lessons together, we began to look at the use of 'Ta' and 'Te Te' to clap rhythms. The pictures below will hopefully jog your memory:



Ta



Te Te

Try clapping the rhythms on the next slide.

First of all, try saying 'Ta' and 'Te Te' as you clap the rhythms, then try without.

Then try using this link for a metronome: <https://www.google.com/search?q=metronome>

This will keep you in time, so try clapping along with it! You can set it as slow or fast as you like.

Extension: Try writing your own rhythms using pictures for 'Ta' and 'Te Te' then clapping these along with the metronome.

1



2



3



4



5



Wellbeing Activity

A little bird



has told me that it is Miss Smee's birthday in April...

so why not make her a 'Happy Birthday card' with a lovely message telling her what you have been up to at home.

Or how about a 'Thank you for being a great teacher' card for Miss Mattarooa.

You can ask your parent/carer to take a photo of it and send it to

admin@kingathelstan.rbksch.org

Miss Smee and Miss Mattarooa will certainly smile when they see your amazing works of art and you might even get to see it on the King Athelstan website.

Use whatever you have in your house, paper, cardboard, pencils, felt tips, paint, fabric, glitter...

Here are a few ideas to help you get started:



Hello Terrific Year 2!

Try to be kind

Try to be helpful

Try to be patient

If you try try try, then you can
can can

