

# Welcome

Dear Matisse,

I am missing all of your happy, smiley faces so much! It is such a strange time but I hope you're looking after your families.

I am at home with my parents, who got home safely from Mauritius. With this extra time at home, I have been learning to speak Spanish and taken up some extra exercise. Why not take up a new skill yourself? Last week, as I was walking down the road, I felt so happy to see so many colourful, bright rainbows in people's windows. I've also had some time to do some fun cooking (although our oven broke) and watch films with my family.

Everyday I am checking the work you're doing on j2e. I have enjoyed seeing fantastic writing and beautiful pictures. I have been commenting on the work everyday. Think about completing some of these activities on j2e so I can have a look, otherwise I can't wait to see and hear what you have been up to when we are back at school.

Keep safe, I miss you all so much. Look after the people around you and continue to perform random acts of kindness.


Love from Miss Mattarooa xxxx



Mauritian Falafels



Spaghetti



Rainbows on walk

# Welcome

Dear Hockney,

I hope you and your families are well. I am missing you all lots.

I'm sorry I wasn't at school on the last couple of days. For those of you who may have been worried, please note that I am ok and I cannot wait to see you all again. I understand that this is a strange time for us all.

It has been lovely to see messages, stories, pictures and graphs by you on J2e - continue to save your work on there as I am regularly checking to see what fun things you have been up to!

I have been baking in my spare time for my family. I cooked scones for the first time following the recipe on <https://www.bbcgoodfood.com/recipes/classic-scones-jam-clotted-cream> I added some cherries to them and enjoyed eating them with some strawberry jam inside. I have also been trying to keep active by playing netball in the garden with my sister and tuning into Joe Wicks on weekday mornings.

I look forward to seeing all of you again when we go back to school. Until then, have a go at the activities on the PowerPoints sent home and let me know how you get on! Do you remember that Samuel Pepys kept a diary during the Great Fire of London? Maybe you could start to keep a diary about what you get up to during this time, which could be found hundreds of years from now, telling people what life was like in 2020.

Remember to stay safe and to look after your family.

From Miss Smee xxx

P.S. Here is a picture of my dogs that I sometimes speak to you about.

Before the  
scones went in  
the oven





This week, your sounds to practise are:

# Phonics



Joe's toe

(heroes, woe, doe, goes, tomatoes)

<https://www.youtube.com/watch?v=xRk2LAYcEBU>



chef (ch sometimes makes a 'sh' sound)

(chef, machine, champagne, parachute)

<https://www.bbc.co.uk/bitesize/topics/zt62mnb/articles/z8f3qhv>

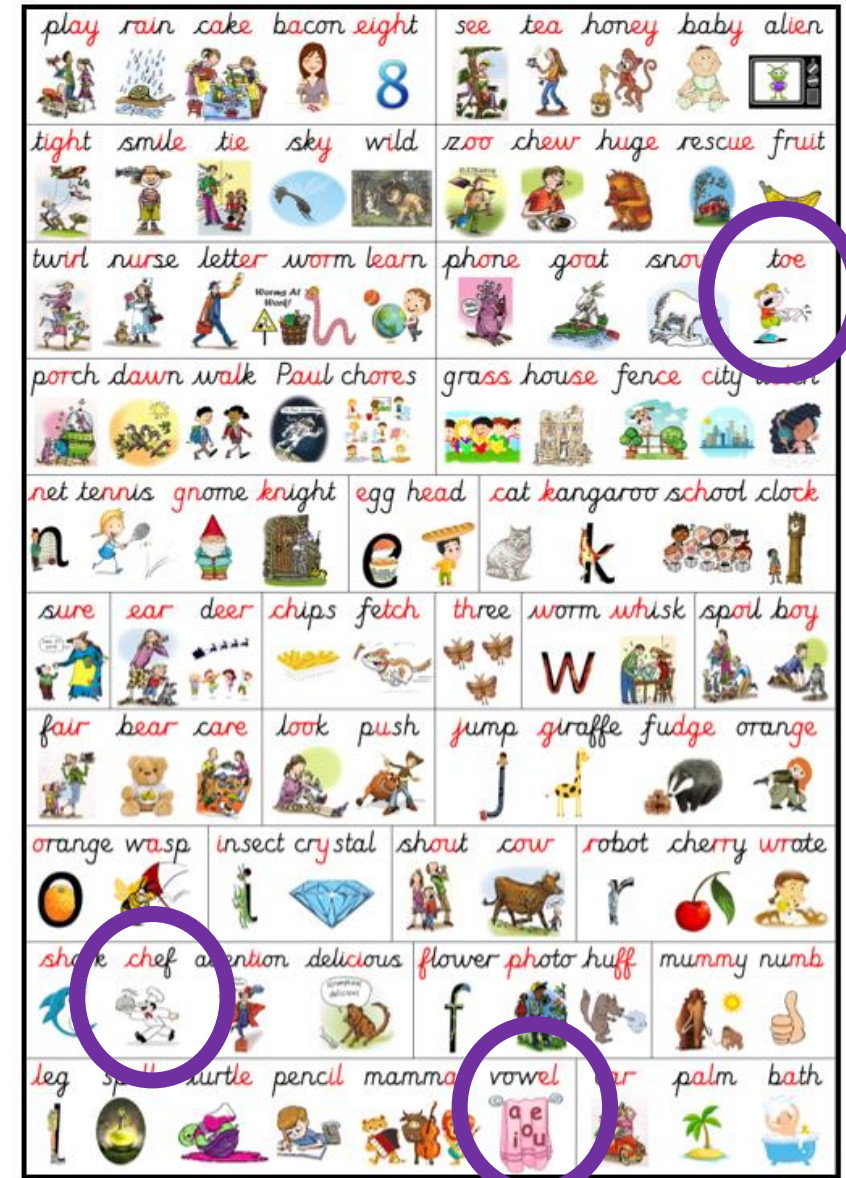


Vowels on a towel!

vowels on a towel

(level, novel, camel, gravel, travel, tunnel)

<https://www.youtube.com/watch?v=wvNeBxVuXxl>



# Reading Activity



Listen to **Supertato** by Sue Hendra and Paul Linnet:

<https://www.youtube.com/watch?v=M1nIJBkWGLo>

Who was the hero in the story? How do you know?

What was the carrot stuck to?


Where did Evil Pea come from?

How did Supertato catch Evil Pea?

How do you know the food were happy at the end?



Don't  
forget to  
read  
something  
every day!



**Activity:** Draw a picture of Supertato and Evil Pea with speech bubbles. What might they say?

**Challenge:** Add a thought bubble!





I'm going to  
read twice a  
day! So  
there!

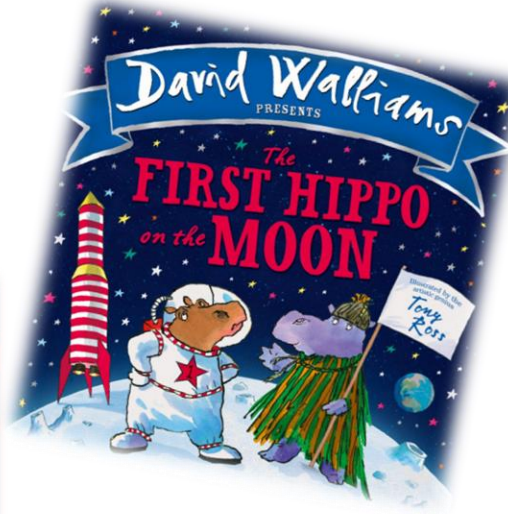





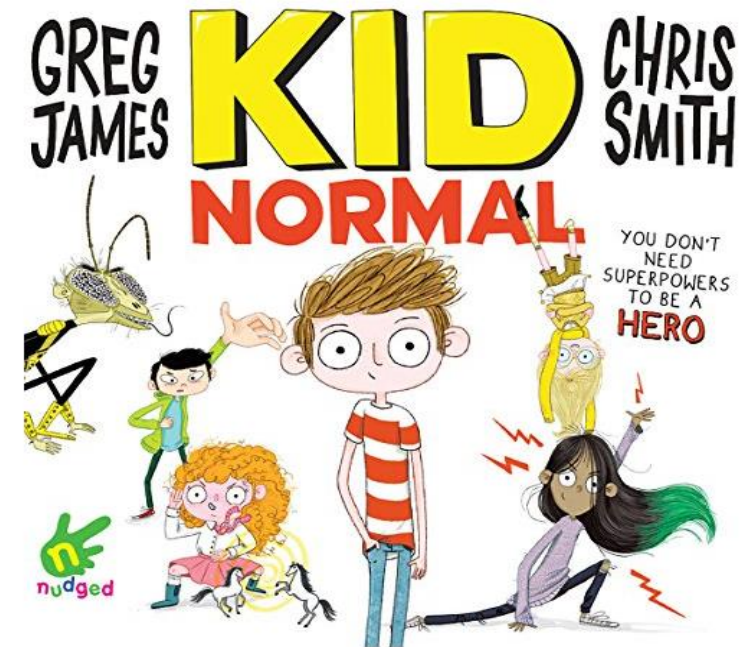
# Audio Books For Free



Scroll down to listen



[https://stories.audible.com/pdp/B07533YSB/N?ref=adbl\\_ent\\_anon\\_ds\\_pdp\\_pc\\_cntr-1-1](https://stories.audible.com/pdp/B07533YSB/N?ref=adbl_ent_anon_ds_pdp_pc_cntr-1-1)



Please note: you may need to copy this link into Google Chrome

<https://www.worldofdavidwalliams.com/book/boogie-bear/>

<https://www.worldofdavidwalliams.com/book/theres-a-snake-in-my-school/>

<https://www.worldofdavidwalliams.com/book/the-first-hippo-on-the-moon/>

## Web links



BBC Teach - Super Movers



Remember to keep on learning your times table. Go on Super movers to practise your 2, 5, and 10 times table.

<https://www.bbc.co.uk/teach/super-movers/ks1-maths-collection/z6v4scw>

Remember to also use 'Hit the Button'

<https://www.topmarks.co.uk/maths-games/hit-the-button>



## Fluent in 5

Remember to show  
your workings

$$7 + 2 + 3 =$$

$$16 + \underline{\quad} = 20$$

$$35 + 22 =$$

$$49 + 12 =$$

$$20 - \underline{\quad} = 13$$

$$45 - 20 =$$

5 groups of 2

$$5 \times 5 =$$


Half of 10 =

Half of 6 =

Double 8 =

Double 15 =

# Maths Activity



## Place Value Puzzle

Fill in the missing gaps, think about adding 1 and 10.

	4	5
13	14	
	24	

11	12	
	22	
		33

8	
	19

16		
	27	
		38
46		48

44		
	55	
		66


78		
	89	
		100

Tricky words you could  
practise:  
fire, orange, raging, blaze,  
smoke, scorching, charred

# Writing Activity



This video shows a model of the Great Fire of London being burnt:  
<https://www.bbc.co.uk/newsround/37275755>

Hear	Smell
	
Thick, grey smoke	
See	Feel




Imagine you were there at the time of the Fire of London. Use your senses to write down things that you might feel, smell, see and hear.

Challenge: Could you add an adjective in front of the noun to make a noun phrase?



# Topic Activity



Create a news report to perform about what happened during the Great Fire of London.

Research facts about the fire using the following links:

<https://www.dkfindout.com/uk/history/great-fire-london/>

<https://www.dkfindout.com/uk/history/great-fire-london/samuel-pepys/>

[https://kids.kiddle.co/Great\\_Fire\\_of\\_London](https://kids.kiddle.co/Great_Fire_of_London)

<https://www.bbc.co.uk/newsround/37222884>

You could ask your parent or carer to film the report.







# Science Activity



Think about these questions:

Why is it so important to wash your hands?

What should you use when washing your hands?

Now, watch this video: <https://www.youtube.com/watch?v=ho0o7H6dXSU>

What happened?


Why is it so important to wash your hands?

What should you use when washing your hands?

If you'd like to, have a go at this experiment yourself!



# Physical Activity



**P.E. WITH JOE**  
**Monday - Friday**  
**9am Live on YouTube**  
**The Body Coach TV**  
**#PEwithJOE**

<https://www.youtube.com/user/thebodycoach1>





# Creative Activity



This week, we have noticed rainbows in people's windows. You may have spotted some too. Lots of people are displaying these so that people passing by can see them. Hopefully, this will cheer them up and remind them that we're all in this together. If you have the opportunity please join in. Colour in or paint a rainbow and stick it in your front window for others to enjoy. To find out more have a look on the following link: <https://www.bbc.co.uk/newsround/52034134>

When we come back to school, you can bring them in to show us.

Here are some rainbows made by other people around the country to inspire you!





# Wellbeing Activity

As we are all staying at home, we are spending a lot of time with our families. During this time, it's really important to keep up our random acts of kindness! This week, see if you can create some ideas of your own that you can complete whilst staying indoors with your family.

Use an empty jar, bowl or cup and try to think of seven new random acts of kindness, one for each day over the next week. Each day, pull one out and challenge yourself to complete it.

Could you:

- Help wash the dishes?
- Put the laundry away?
- Help a sibling?
- Read somebody a story?

It's up to you!

