

Dear Mehretu,  
Hope you have had a fantastic Easter holidays!  
It's such a shame that we couldn't end our Roman topic in school together but that doesn't mean you can't keep investigating the Romans at home! This term our topic is called 'The Tales of the Bearly Believable'! Can you see which word is spelled incorrectly? What do you think it could be about?

The Easter holidays have been slightly unusual this year, as normally you may have had holidays planned or visits to family. Even though we can't visit some members of our family, your parents or carers might be able to video call them. Some of my friends and family have been using this to play a quiz together! Maybe you could come up with some questions based on what you've learned at school!

I've been using time at home to get better at some things that I would like to do like baking, learning a language and planning some new and exciting history lessons for the whole school! I hope you guys are finding new things to learn at home too, I can't wait to hear what they are!

See you soon!  
Mr B



Have to go full  
screen to see the  
swan fly!



# Welcome



Dear Wiley,

I hope you've had an amazing Easter holidays, although I'm sure they weren't quite 'normal'. I have had to cancel my Honeymoon and spend most of my time indoors! I have been using this time to enjoy some favourite pastimes, and even try new things such as playing the keyboard!

It is such a shame we didn't get to finish our topic or create an amazing class assembly together, but our new topic will be EVEN more fun! Our theme is 'Tales of the bearily believable'. Can you spot the incorrect homophone? You can still create anything to do with the Romans, but we will also be learning about new things in the future!



Keep exercising, looking after your families and having fun!

Can't wait to see you all.

Mr Channing



## Cinderella

I guess you think you know this story.  
You don't. The real one's much more gory.  
The phoney one, the one you know,  
Was cooked up years and years ago,  
And made to sound all soft and sappy  
Just to keep the children happy.  
Mind you, they got the first bit right,  
The bit where, in the dead of night,  
The Ugly Sisters, jewels and all,  
Departed for the Palace Ball,  
While darling little Cinderella  
Was locked up in the slimy cellar,  
Where rats who wanted things to eat,  
Began to nibble at her feet.

She bellowed "Help!" and "Let me out!"  
The Magic Fairy heard her shout.  
Appearing in a blaze of light,  
She said, "My dear, are you alright?"  
"All right?" cried Cindy. "Can't you see  
I feel as rotten as can be!"  
She beat her fist against the wall,  
And shouted, "Get me to the Ball!  
There is a Disco at the Palace!  
The rest have gone and I am jealous!  
I want a dress! I want a coach!  
An earrings and a diamond brooch!  
And silver slippers, two of those  
And lovely nylon panty-hose

Done up like that I'll guarantee  
The handsome Prince will fall for me!"  
The Fairy said, "Hang on a tick."  
She gave her wand a mighty flick,  
And quickly, in no time at all,  
Cindy was at the Palace Ball!

It made the Ugly Sisters wince  
To see her dancing with the Prince.  
Then midnight struck. She shouted, "Heck!  
I've got to run to save my neck!"  
The Prince cried, "No! Alas! Alack!"  
He grabbed her dress to hold her back.  
As Cindy shouted, "Let me go!"  
The dress was ripped from head to toe.  
She ran out in her underwear,  
And lost one slipper on the stair.  
The prince was on it like a dart,  
He pressed it to his pounding heart,  
"The girl this slipper fits," he cried,  
"Tomorrow morn shall be my bride!"  
Then rather carelessly, I fear,  
He placed it on a crate of beer.

At once, one of the Ugly Sisters,  
(The one whose face was blotched with blisters)  
Sneaked up and grabbed the dainty shoe,  
And quickly flushed it down the loo.  
Then in its place she calmly put  
The slipper from her own left foot.

Next day, the Prince went charging down  
To knock on all the doors in town  
In every house, the tension grew.  
Who was the owner of the shoe?  
The shoe was long and very wide.  
(A normal foot got lost inside.)  
Also, it smelled a wee but icky.  
(The owner's feet were hot and sticky.)  
Thousands of eager people came  
To try it on, but all in vain  
Now came the Ugly Sisters' go  
One tried it on. The Prince screamed, "No!"  
But she screamed, "Yes! It fits! Whoopee!  
So now you've got to marry me!"  
The Prince went white from ear to ear.  
He muttered, "Let me out of here."  
"Oh no you don't, you made a vow  
There's no way you can back out now!"  
"Off with her head!" the Prince roared back.  
They chopped it off with one big whack.  
Her head went crashing to the ground.  
It bounced a bit and rolled around.  
In the kitchen, peeling spuds  
Cinderella heard the thuds  
Of a bouncing head upon the floor,  
And poked her own head round the door.  
"What's all the racket?" Cindy cried.  
"Mind your own bizz," the Prince replied.  
Poor Cindy's head was torn to shreds.  
My Prince! She thought. He chops off *heads!*



# Reading Activity


Questions on next slide...

1. Write down the words that you **don't** know and use a dictionary or google to find out what they mean.
2. Circle the two words or phrases which show you the classic tale of Cinderella is incorrect. (1 mark)

*The phoney one, the one you know.  
Was cooked-up years and years ago.*

3. According to the text, which part of the original version of Cinderella was correct? (1 mark)
4. How can you tell that Cinderella was unhappy at being left in the cellar while the Ugly Sisters went to the Palace Ball? Give two examples. (2 marks)
5. Why did the shoe fit one of the Ugly Sisters? (1 mark)
6. "*Oh no you don't, you made a vow. There's no way you can back out now!*". Find and copy the vow made by the Prince. (1 mark)
7. Why does the Prince go '*white from ear to ear*'? (1 mark)

Remember to look at the marks for how many answers there are to the question!



# Audio Books For Free



<https://stories.audible.com/start-listen>

*Find and listen to 'Great Children's Poems'*

*(You may need to open in Google Chrome.)*

<https://www.allyoucanbooks.com/>

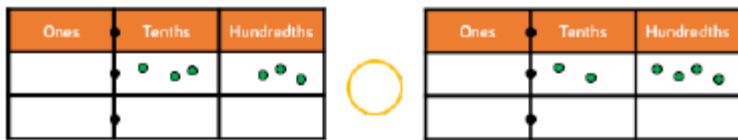
<https://www.worldofdavidwalliams.com/elevenses/>

(Choose from the list of world's worst children.)



# White Rose Maths

Write the decimals and compare using  $<$  or  $>$



Complete the place value chart so that the statements are correct.



Fill in the blanks

- $3.32 \bigcirc 3.23$
- $0.14 \bigcirc 0.29$
- $1.14 \bigcirc 0.64$
- $5.5 \bigcirc 5.7$
- $0.37 < 0.\_\_7$
- $2.22 > 2.\_\_2$
- $1.\_\_1 > 1.\_\_1$
- $9.9\_\_ < 9.9\_\_$


Use each digit card once to complete the statement:



$3.\_\_ \_\_ > \_\_.\_\_ \_\_$

Can you find eight different possible solutions?

# Maths Activity



Use the digit cards to make the greatest possible number.



Use the digit cards to make the smallest possible number.

Some children have planted sunflowers and they are measuring their heights.

Child	Height
Beth	1.23 m
Tony	0.95 m
Rachel	1.02 m
Kate	1.2 m
Faye	99 cm
Emma	0.97 m



Order the children based on their heights in both ascending and descending order.

**Test your arithmetic by playing countdown.**

Use the numbers only once and any four operation ( $\times$ ,  $\div$ ,  $+$ ,  $-$ ) to get as close to the target as possible. Remember, you can change the target to make it easier or harder.

<http://www.primaryhomeworkhelp.co.uk/maths/countdown/index.htm>

Now practise your times tables!

We will check who has taken on or even beaten our challenges!





Our topic is about South America this term, and we are going to start by writing some Poetry!

Watch some of these clips to get some inspiration for the setting!

<https://www.bbc.co.uk/programmes/b083wt7z/clips>  
<https://www.bbc.co.uk/programmes/b0074tgb/clips>

Can you write a poem about the **Jungles** of South America? Use the link below to find **rhyming** words if you want your Poem to rhyme although it doesn't have to!

Try to focus your poem on:

1. The setting e.g. trees, vines, rainforest floor.
2. An animal moving about the Jungle
3. Various animals in the Jungle
4. People living in the Jungle
5. People lost in the Jungle

<http://www.rhymezone.com/r/rhyme.cgi?typeofrhyme=perfect&Word=generator>

# Writing Activity



Once you have written your poem, perform it for someone in your house.

Remember to use Tone, Volume and Expression! Read it like you mean it!


Don't forget:

- **Capitals at the start of every line!**
- Remember to count the syllables of each line so that it fits a nice rhythm!



# Journey to South America

# Topic Activity



<https://www.dkfindout.com/us/earth/continents/south-america/>

Use Google Earth, Google Maps or an Atlas to discover more about the countries and Geography of South America.



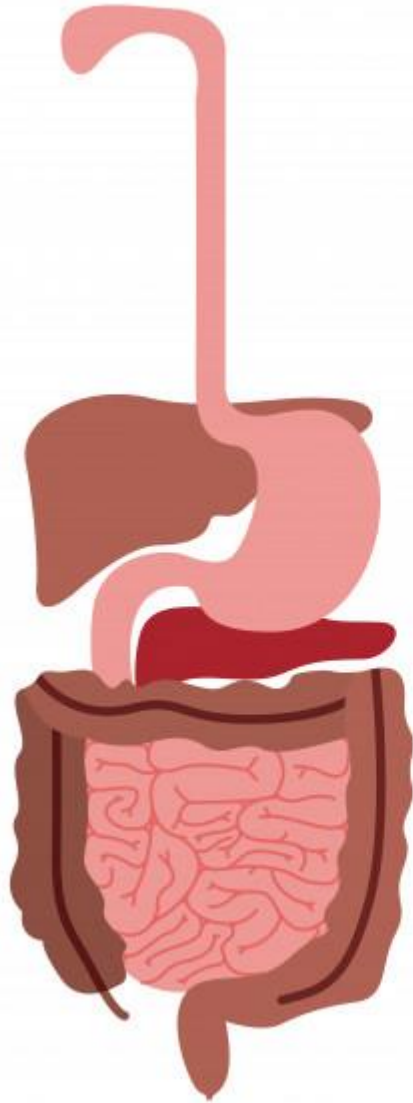
Use the DK Find out link to learn about South America.

Can you:

1. List the countries that make up the continent of South America
2. What sort of Biomes can you get across the continent?
3. Why are some of the most common languages Portuguese or Spanish?
4. What sort of people live in the Jungle?
5. Why do they live there?
6. What kind of animals can you find?



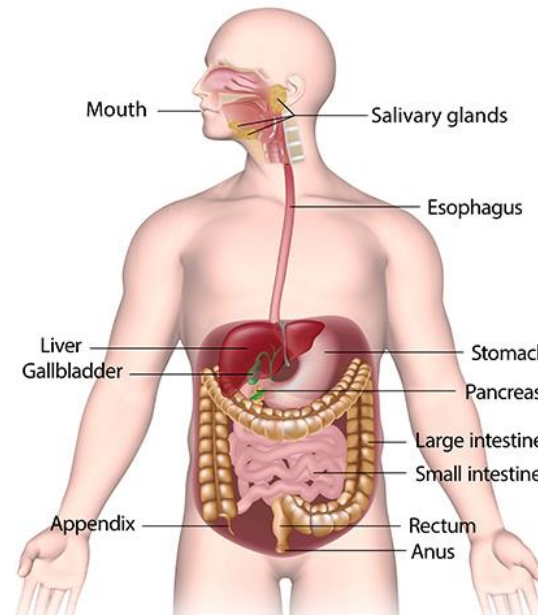
# Science Activity



The digestive system is a series of organs and 'tracts' which our body uses to break down, process and absorb food.. We learned all about each organ and their properties at the beginning of the year.

Your task is to create your own version of the digestive system. You can simply draw it, try to make a 3d model using clay, or have a go at using items from around the house to build one! You could even create label cards which explain the job of each organ.

digestive  
System



Have animals got different digestive systems to humans?  
Research online, beginning with cows...

<https://www.dkfindout.com/uk/human-body/digestion/>

# Physical Activity

## Bowling – Target Practice

Set up 10 targets at one end of the living room/garden. Lay these out in a triangle shape.

- Using a ball, each player takes it in turns to roll the ball towards the targets.
- Count how many targets you knocked over then reset for the next turn.
- Each player has 5 turns.
- The winner is the player with the most points at the end.

## Jumping Dice

Play with a partner, take turns to roll a dice. If you have not got a dice then pick numbers 1-6 out of a hat.

- Look at the number you have rolled/picked out of a hat and then complete the correct jumping exercises:-

Roll a 1 = Perform 20 star jumps

Roll a 2 = Perform 20 tuck jumps

Roll a 3 = Perform 20 pencil jumps

Roll a 4 = Perform 20 jumps with a  $\frac{1}{2}$  turn

Roll a 5 = Perform 20 jumps with a full turn

Roll a 6 = Perform 20 squat jumps

- The first player to complete all of the activities listed above is the winner.

You could also use other movements, can you think of any?

# Art Activity



## Butterfly Project

Please create a piece of 'butterfly art' to celebrate the arrival of spring and share your beautiful images in your windows at home (with permission).

*If you have a garden or go out for your daily exercise, look out for some real butterflies!*

**YEARS 3,4,5,6**

Watch Austin's butterfly <https://www.youtube.com/watch?v=hqh1MRWZjms>



Choose a photograph of a butterfly and sketch it until you feel it can not be improved –  
Ask your family for feedback. You should now have an understanding of the key features of your chosen butterfly.

You can use any materials and mediums that you have at home (coloured pencils, felt tips, paint etc.).  
You could even arrange objects to form your butterfly and photograph and print the results?



# Music Activity



## Year 4 - Desert Island Discs

In this country Desert Island Discs is a national institution! This is a long running radio show in which celebrities talk about the seven pieces of music that they would want with them if they were on a desert island as well as one book and a luxury item. These pieces of music are the ones that are most important to them or the ones they think wouldn't drive them mad if they listened to them again and again!

Try to make your own list of desert island discs - if you are struggling to think of 7 then do 3-5! Have a reason for why each piece of music is important to you as well. This is something that you can do with your family and compare lists to see if there are any of the same songs.

Remember - list the book and luxury item you would want as well.

<https://open.spotify.com/playlist/6QOPouZvPqfW9qyV7mppNU?si=vUjxu00SRPiiM8IR6oXbCQ> - Mr Thomas'

Desert Island Discs





This Easter, Mr Barson and I have continued to practise our Art skills. Your task is to create your own Mandala, or repeating pattern. This has been an amazing way to stay relaxed and happy.


# Creative Activity




Start in the middle of your page with some carefully drawn lines.



Fill in tiny details between each line. Perhaps these could be symmetrical?



Keep making each new section slightly larger than the last!





# Wellbeing Activity



So I'm sure you all know Billy, the worry monster, who lives in the Inclusion room.



He eats children's worries so that they can get on with their day without having to spend too much time feeling anxious. Sadly, you are not able to see Billy at the moment but you might like to make a worry box to use at home. These are unusual times and you might see things on TV that might worry you, or you might be missing your friends and teachers...but now you can have your own worry box to help you.

All you need is a small cardboard box, (tissue boxes are good) lots of squares of different coloured paper (old wrapping paper, Christmas paper or tissue paper will do) or anything you have in the house and some glue.

Glue the small pieces of paper to the box to create a mosaic decoration. You can write letters on your pieces of paper and use them to spell out the names of your family and friends when placing them on the box. (Remember to put yours on too)

Make sure to leave an opening at the top of the box for your worries to be posted through. You can add glitter or stickers to your box if you want.

Find some small pieces of writing paper and a pen and place them next to your worry box.

Next time you have a worry you can write it down and post it in your worry box – then you can get on with your day.

#don'tstress,worry less

Hello lovely Year 4 children

Think positive, feel calm and always remember Nurture is keeping you in mind

