


Dear Wiley and Mehretu,

Welcome

I miss you all so much! It's very strange in school without you. When I walk round it's soooo quiet and nearly every classroom is empty! Surprisingly, I have been incredibly busy during the lockdown. Some days I am in school working and other days I am working at home. Right now, I am working at my dining room table where I can spread my work out. I usually have the patio doors open so the room is filled with fresh air. I have had lots of meetings online, which is really weird at first, but you get used to it very quickly. I have had to learn lots of new computing skills! In the evenings and during the Weekends, I have been tackling my VERY long list of DIY jobs! So far I have: painted my garden bench and bird table; done some decorating; cleaned out the pond filter (Yuck! It's full of bugs and sludge!) and done some gardening. I have also been reading a lot. Every Thursday night I join in the clapping for the NHS workers, along with all my neighbours. I have also spent time talking to my family and friends on the phone or on video chats.

My very favourite thing in the lockdown has been to carry on singing with the choir that I am in. We rehearse online every Monday night. Our choir leader, Jim, makes us work really hard and challenges us with very tricky new things. I am in the learning pit A LOT! We have to practise, record ourselves singing our part (I don't like doing that!) and email a recording to Jim. He puts all our voices together on his computer so that it sounds like we are all singing together, not on our own at home! My elderly cat is very confused about why I am at home more but she makes the most of it and goes to sleep on my lap while I am working.

I hope you are enjoying your home learning and spending time with your families. I can't wait to see you all again. Take care of yourselves. Miss Newton xx



Dear Mehretu,
I hope you had a great week investigating our new topic and the continent of South America. It is such an amazing place with rich history and vibrant culture, I know you will love this new topic. I hope you have all been staying safe and secure with your families and that you are finding fun and creative ideas to keep busy at this difficult time. I'm sure all of you are impatient to come back to school, as much as I am, however it won't be much longer and it will be worth it when we do! I have been using YouTube to learn about how to fix and restore bicycles so that I can make this one nice for my other half.



One of the things I learned is that you can use Coca-Cola to clean rust off metal! I'm never drinking it again! I wonder if you guys have been getting out and about on your bicycles/scooters or even for a walk in the park?

I've been reading about Norse mythology this week, which are ancient stories from countries like Denmark, Sweden and Norway. You will learn about these in Year 5 and they are really interesting! I hope you are reading lots of interesting things to come back and tell me about!

I miss you all so much and can't wait until we all get back together soon! Remember to stay safe, wash your hands and listen to your parents and carers!

See you soon,
Mr B



Welcome



Dear Wiley,


I hope you have all had a great week. It feels like a long time ago we were last together! Thank you so much for the emails and work which is going up on the website; it all looks amazing and I LOVE seeing what you are all getting up to. 😊

Our new science topic is a great excuse to read and learn all about fascinating animals across the world. Have a look at 'CBBC Animals' online. You could also use google street view to explore different parts of South America.

Keep busy and look after each other! Perhaps you could go on a walk and list all the living things you encounter? I am incredibly lucky to have a family of ducklings who visit our shared garden!

Missing you all lots.

Mr Channing



Chapter 1

Peggy Sue

Read the rest of Chapter 1. Then answer the questions on the next few slides.



fairytale. We were going off to seek adventure.

To begin with it all happened much as my father had planned it, except that the training took a lot longer. We soon learned that handling a forty-two foot yacht was not just dinghy sailing in a bigger boat. We were tutored by a whiskered old mariner from the yacht club, Bill Parker ('Barnacle Bill' we called him, but not to his face, of course). He had been twice round Cape Horn and done two single-handed Atlantic crossings, and he'd been across the channel 'more times than you've had hot dinners, my lad'.

To tell the truth, we none of us liked him much. He was a hard taskmaster. He treated me and Stella Artois with equal disdain. To him all animals and children were just a nuisance and, on board ship, nothing but a liability. So I kept out of his way as much as I could, and so did Stella Artois.

To be fair to him, Barnacle Bill did know his business. By the time he had finished with us, and my

She took a sip of tea, and then nodded slowly.

'All right,' she said, and I saw she was smiling. 'Why not? Go ahead then. Buy her. Buy the boat.'

'I already have,' said my father.

Of course it was madness. They knew it, even I knew it, but it simply didn't matter. Thinking back, it must have been a kind of inspiration driven by desperation.

Everyone warned us against it. Gran came visiting and stayed on board. It was all quite ridiculous she said, reckless, irresponsible. She was full of doom and gloom. Icebergs, hurricanes, pirates, whales, supertankers, freak waves – she heaped up horror upon horror, thinking to frighten me and so frighten off my mother and father. She succeeded in terrifying me all right, but I never showed it. What she didn't understand was that we three were already bound together now by a common lunacy. We were going, and nothing and no one could stop us. We were doing what people do in

mother was given her certificate, we felt we could sail the *Peggy Sue* anywhere. He had inculcated in us a healthy respect for the sea but, at the same time, we were confident we could handle just about anything the sea could hurl at us.

Mind you, there were times I was scared rigid. My father and I shared our terror together, silently. You can't pretend, I learned, with a towering green wall of sea twenty feet high bearing down on you. We went down in troughs so deep we never thought we could possibly climb out again. But we did, and the more we rode our terror, rode the waves, the more we felt sure of ourselves and of the boat around us.

My mother, though, never showed even the faintest tremor of fear. It was her and the *Peggy Sue* between them that saw us through our worst moments. She was seasick from time to time, and we never were. So that was something.

We lived close, all of us, cheek by jowl, and I soon discovered parents were more than just parents. My father became my friend, my shipmate. We came to rely on each other. And as for my mother, the truth is – and I admit it – that I didn't know she had it in her. I always known she was gritty, that she'd always keep on at a thing until she'd done it. But she worked night and day over her books and charts until she had mastered everything. She never stopped. True, she could be a bit of a tyrant if we didn't keep the boat shipshape, but neither my father nor I minded that much, though we pretended to. She was the skipper. She was going to take us round the world and back again. We had absolute confidence in her. We were proud of her. She was just brilliant. And, I have to say, the ship's boy and the first mate were pretty brilliant too on the winches, at the helm, and dab hands with the baked beans in the galley. We were a great team.

So, on September 10, 1987 – I know the date – with every nook and cranny loaded with stores and provisions, we were at last ready to set sail on our grand adventure, our great odyssey.


Gran was there to wave us off, tearfully. In the end she even wanted to come with us, to visit Australia – she'd always wanted to see koalas in the wild. There were lots of our friends there too, including Barnacle Bill. Eddie Dodds came along with his father. He threw me a football as we cast off. 'Lucky mascot,' he shouted. When I looked down at it later I saw he'd signed his name all over it like a World Cup star.

Stella Artois barked her farewells at them, and at every boat we passed in the Solent. But as we were sailing out past the Isle of Wight she fell strangely quiet. Maybe she sensed, as we did, that there was no turning back now. This was not a dream. We were off round the world. It was real, really real.

Remember to look at the marks for how many answers there are to the question!



1. Write down the words that you don't know and use a dictionary or google to find out what they mean.
2. Read the first line starting 'She took a sip of tea...' Write down two feelings that Michael's mum might be feeling at this time. (2 Marks)
3. Why did Gran warn them about the dangers of the idea? (1 Mark)
4. Why did the family not call the Sailing Teacher 'Barnacle Bill' to his face?
5. (1 Mark)
6. Give two reasons why Michael might dislike Barnacle Bill. (2 Marks)
7. What does living 'cheek by jowl' mean? (1 Mark)
8. Read the paragraph that starts 'We lived close...'. What impression do you get of Michael's mum from this paragraph?



Audio Books For Free




<https://stories.audible.com/start-listen>


Find and listen to 'Great Children's Poems'

(You may need to open in Google Chrome.)

<https://www.allyoucanbooks.com/>

<https://soundcloud.com/harpercollinspublishers/kensukes-kingdom-written-by>





True or False?

$$\frac{1}{2} = 1.2, \frac{1}{4} = 1.4 \text{ and } \frac{3}{4} = 3.4$$

Explain your answer.

Keep going with your times tables! We will check who has taken on or even beaten our challenges!




Use Topmarks to explore Fractions and decimals.

These games are great for visual representations of fractions and decimals.

<https://www.topmarks.co.uk/maths-games/7-11-years/fractions-and-decimals>


- 1 Here is a Rekenrek with 100 beads.



out of 100 beads are red.
 out of 100 beads are white.
 are red, and are white.

Half of the beads are red and half are white.
 $\frac{1}{2} = \frac{50}{100} = \frac{5}{10} = 0.5$ so $\frac{1}{2}$ is as a decimal.

- 2 The beads are split equally on each side of the Rekenrek.



There are 4 equal groups.
 1 out of 4 equal groups = beads.
 1 out of 4 equal groups = $\frac{\quad}{100}$
 $\frac{1}{4} = \frac{\quad}{100} = \quad$

What fraction is represented by 3 out of the 4 groups?
 Can you write this as a decimal?

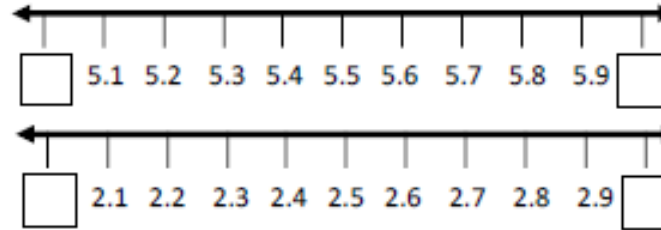
$$\frac{3}{4} = \frac{\quad}{100} = \quad$$

Louisa says:

If I know $\frac{1}{2}$ is 0.5 as a decimal, I also know $\frac{3}{6}$, $\frac{4}{8}$ and $\frac{6}{12}$ are equivalent to 0.5 as a decimal.

Explain Louisa's thinking.

- 1 Which whole numbers do the decimals lie between?



- 2 Complete the sentences to describe each decimal.



is closer to than
 rounds to to the nearest whole number.

- 3 Circle the numbers that round up to the nearest whole number.

4.5 3.7 2.3 4.2 16.8 1.9

As our new topic explores the Amazon Jungle. We are going to write a story set in the Jungle! This story has to be suspenseful and exciting.

Use these pictures and your imagination to plan what to write and then write it!



Use this as a plan template:

1. Introduction
2. Setting Description
3. Build up Suspense
4. Escape/Chase



Writing Activity



Don't forget:

- Check for punctuation
- Use precise nouns
- Use appropriate adjectives, verbs and conjunctions.
- Use your best handwriting


Once you have written your story, remember to re-read it and check for any mistakes!

Have you used the best handwriting possible?
How could you improve the impact on the reader?



3 Civilisations

Topic Activity



<https://www.dkfindout.com/us/history/mayans/>

<https://www.dkfindout.com/us/history/aztecs/>

<https://www.dkfindout.com/us/history/incas/>



This place is a very special and famous place for the Inca people, called Machu Picchu.

Can you find out more about it?



The history of South America is rich and varied. Use the links to find out more about 3 different, but similar, civilisations that thrived in the continent:

Can you answer these questions?

1. What were the dates that the 3 civilisations existed between
2. What was different about these civilisations?
3. What was similar?
4. Write 3 facts you did not know about any of these people.
5. Can you find anything about the Maya still around today?


Science Activity



Our Summer 1 topic for Science is 'Living Things.' To begin with, we need to think, '**What makes something living?**'

Before you do any research at all try to create a checklist of five things a living thing has to do. For example, a living thing HAS to move...

Once you have created your list - then see if anything could break this rule. For example, Jelly moves... is jelly alive?!



Once you have made your own checklist - it's time to find out the official list!
Use DK find out to discover what all living things need to do.

This can be remembered with the mnemonic:
MRS GREN.

Could you create a poster which shows a living thing doing all of these?
(You will enjoy showing the 'e' part..!)



What unique living things can you research? Could a sponge ever be living..?!

<https://www.dkfindout.com/uk/animals-and-nature/what-is-living-thing/>

Based on our South American theme, we are going to explore Aztec patterns. The Aztec's created geometric, repeating patterns. Could you make your own at home? You could use any materials possible.

Creative Activity



Use pattern blocks to explore 2D patterns.

? Can you create a repeating pattern using quadrilaterals?



? What about triangles?



? What other 2D shapes would be effective?

? Can you make your pattern tessellate?

? What about combining 2D shapes to make a tessellating pattern?



? Experiment with rotating simple 2D shapes.



Music Activity




Fantasia

Watch the following video: <https://www.youtube.com/watch?v=2DX2yVucz24&t=256s>

This is a scene from the Disney classic 'Fantasia' and does not include any dialogue, only music and images. After you have watched the video, try out some of these activities. You can do as many as you like:

- Write a description of the character who Mickey Mouse represents (The Apprentice).
- Write a poem based on the story using exciting vocabulary to show how the characters move and interact with each other.
- Write the story.
- Create a comic strip based on: 'The Sorcerers Apprentice'.



The Barely believable!
Illusions in Art – 3d hand.



Art Activity

With permission from an adult, watch the video link to see how to make a picture of your hand in 3d.

https://www.youtube.com/watch?v=naMb5b4_QaY



This might take quite a bit of time and concentration so you may want to do a bit at a time.
It looks great if you choose to add colour to it!

Make sure all the background lines are straight and all the lines on the hand are curved!



Ideally, you need a pencil and a ruler; if you do not have a ruler, find something else with a straight edge...(a place mat, a small chopping board etc.)

You can use this same idea with other drawings. Look at some of these cool ideas!



PLEASE KEEP ALL YOUR ART WORK SAFE! I would love you to bring it in and show me when we are all back at School!



Physical Activity



Cross the River

- Agree a start point in the room/outside area. This will be one side of the river.
- Agree a finish point in the room/outside area. This will be the opposite side of the river that you need to get to.
- Use two objects (e.g. cushions, paper, card). Can you cross the river without touching the floor?



- Your mission is to cross the river without touching the floor! Good luck!

Question:

What is the best way to cross the river?

Challenge:

Can you do this with a sibling or parent/carer?

Circuit Class

You will have five different activities. This can be completed in a room or outside space.

Activity 1 - Perform 10 star jumps.

Activity 2 - Skip or jump on the spot for 10 seconds.

Activity 3 - Perform 10 burpees.

Activity 4 - Jog on the spot for 10 seconds.

Activity 5 - Plank for 10 seconds.

You will be familiar with these activities from our PE lessons.

Question:


Were you able to work hard and increase your heartrate?

Challenge:

How many times can you repeat the circuit?

Can you hold the plank for 20 seconds?

Hi guys, I hope my slides are helping you stay active! Hopefully see you all soon!
Mr McLaughlin



Days of the week

French Activity



The ancient Greeks and Romans named the days of the week after the planets they could see in the night sky. See whether you can match the French days to these 5 planets, then listen to the songs to practise the days.

- Monday - lundi
- Tuesday - mardi
- Wednesday - mercredi
- Thursday - jeudi
- Friday - vendredi
- Saturday - samedi
- Sunday - dimanche




Venus,
Goddess of
Love



Mercury,
messenger of
the Gods



Mars, God
of War



Jupiter, God
of Thunder



La lune
(the moon)



<https://www.youtube.com/watch?v=xVHzu60QVKI>

<https://www.youtube.com/watch?v=x-G1kkJR65Q>



Wellbeing Activity

Method

WASH your hands AND your dinosaurs in warm soapy water & dry well.

1. In a bowl, rub together the flour & butter with your fingertips until it resembles fine breadcrumbs.
2. Add and gently mix the sugar, vanilla and egg yolks, trying not to overwork the dough, until the mixture comes together in a smooth dough.
3. Tip out onto a lightly floured surface and roll into a cylinder. Wrap tightly with cling film and chill for 1 hour.
4. Preheat the oven to gas 6, 200°C, fan 180°C.
5. Ask a parent/carer to use a sharp knife to cut the dough into 1/2 cm discs and arrange on 2 lined baking sheets.
6. Dip the dinosaur feet into plain flour, then press into the top of each biscuit to make several foot prints on each one.
7. Brush with the beaten egg and bake in the preheated oven for 15-18 minutes, or until just golden.
8. Ask your parent/carer to remove from the oven and transfer to a wire rack to cool. While the biscuits are still warm, press the dinosaur feet into the indents to make them more distinct and leave to cool.
9. Fill in the imprints with different-coloured writing icing and put aside until set. If you don't have icing pens you can use slightly warmed jam or melted chocolate.
10. Look up some dinosaur facts – create a quiz for your family and if they get an answer correct, reward them with a biscuit!

Diplodocusly Delicious!

Hello Fabulous Year 4!

Try to be kind

Try to be helpful

Try to be patient

If you try try try,
then you can can can.



Have a 'roaring' family fun time making these dinosaur biscuits.

Ingredients

For the biscuits

- 325g (11oz) plain flour, sifted, plus extra for dusting
- 200g cold salted butter, cut into cubes
- 125g caster sugar
- 2 teaspoons of vanilla essence
- 2 large egg yolks
- 1-2 tbsp whole milk
- few plastic toy dinosaurs with different-sized feet
- red, yellow, green flavoured writing icing pens or jam or melted chocolate
- 1 egg, beaten

